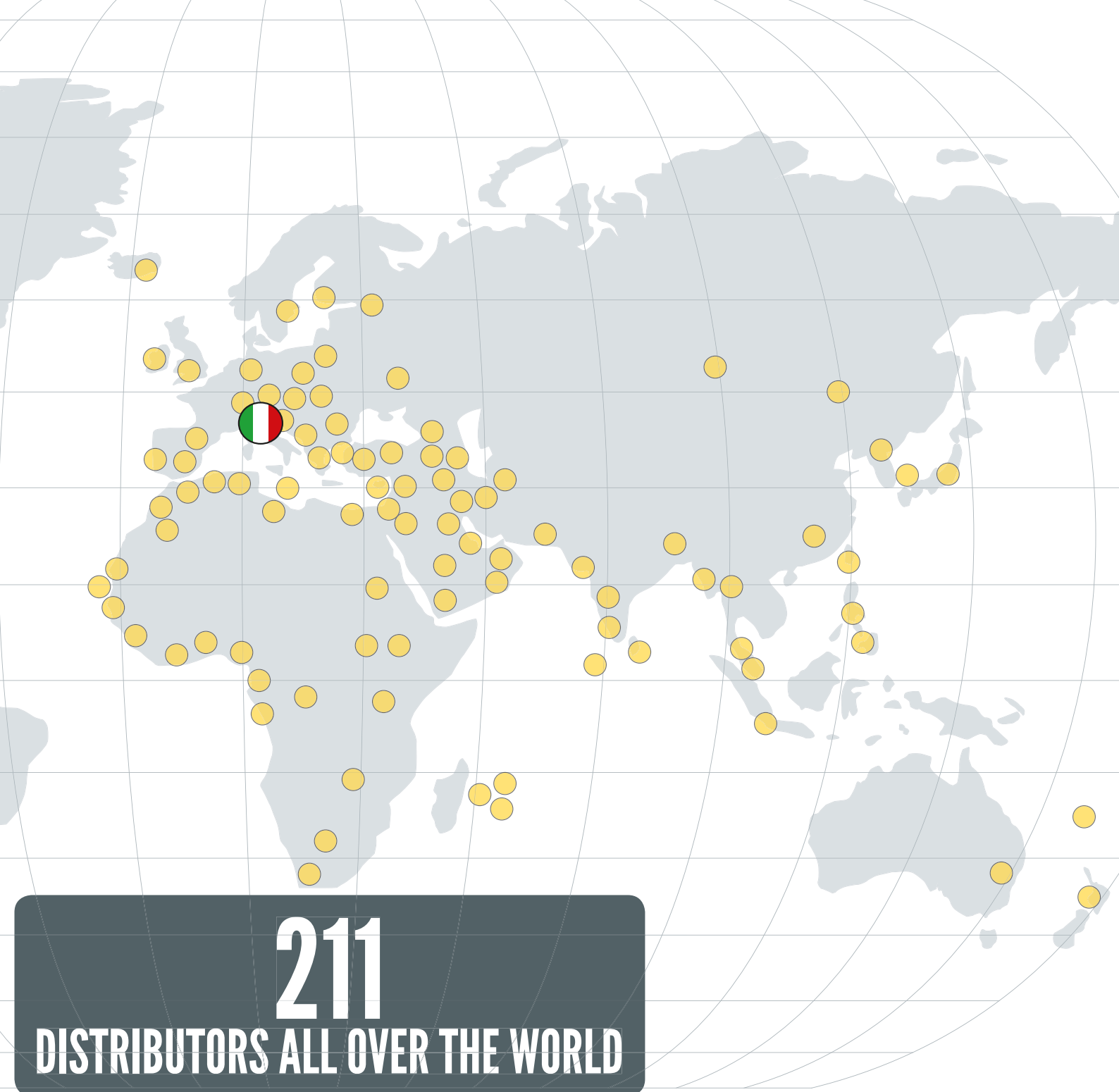




MADE IN
ITALY

GENERAL CATALOGUE

2025



211

DISTRIBUTORS ALL OVER THE WORLD

HOW TO READ THE CATALOGUE



Corporate Management

Geom. Giancarlo Fumagalli
Managing Director

Holder of a diploma by the technical high school for building surveyor, he is the creator of this composite material lighting system.
He speaks Italian and French.

Diplomato alla scuola tecnica per geometri, è ideatore di questo sistema di lampade in materiale composito. Parla italiano e francese.



Dr. Marisa Rabuffetti
Finance Director

Graduate by the Milan University in economic sciences, she is teacher of banking and commercial technique. She speaks Italian, English and French.

Laureata all'università di Milano in scienze economiche, è insegnante alle scuole superiori di tecnica commerciale e bancaria. Parla italiano, inglese e francese.



Dr. Chiara Fumagalli
Commercial Director

Graduate by the Milan University in philosophy, she is holder of a diploma in foreign languages: she can speak and write in Italian, English, German French.

Laureata all'università di Milano in filosofia, è diplomata in lingue straniere: scrive e parla italiano, inglese, tedesco e francese.



Arch. Paolo Fumagalli
Purchasing and Technical Director

Graduate in architecture by the polytechnic University of Milan, he achieved the specialization in lighting technique by the University of Manchester (U. K.). He speaks Italian and English.

Laureato in architettura al Politecnico di Milano, ha conseguito la specializzazione in illuminotecnica all'università di Manchester (U.K.). Parla italiano e inglese.













































































































Dr. Emmanuele Fumagalli
*Assistant General Manager
Human Resources Director*

Graduate by the Milan University in jurisprudence, he achieved the specialization in international law. He speaks Italian and English.

Laureato in Giurisprudenza all'università di Milano con specializzazione in diritto internazionale Parla italiano e inglese.



| | | | | | | | | | |
|----------------|--|--|---|--|--|---|---|--|--|
| GARDEN REVIVAL |  | FABIO  38 | ROBY  40 | DARIO  46 | GLOBE 250 modern  52 | GLOBE 300 modern  58 |  | MARY  66 | ANNA  72 |
| GARDEN CLASSIC |  | ESTER  124 | ESTER WALL  126 | ELISA  128 | ELISA WALL  130 | STEVEN  132 | CARLO  136 | CARLO WALL  138 | CARLO DECO  140 |
| BOLLARD |  | MAMETE  170 | ABRAM 150  174 | ABRAM 190  176 | ABRAM 270  176 | FRANCY  178 | MARTA 90  182 | MARTA 160  186 | FRANCA 90  190 |
| UP&DOWN |  | TERESA 50  196 | TERESA 90  200 | TERESA 160  202 | TERESA 260  204 | LIVIA 60  208 | LIVIA 90  210 | LIVIA 160  212 | LIVIA 180  214 |
| DOWN LIGHT |  | NINA 150  238 | NINA 190  240 | NINA 270  240 | LORENZA 150  242 | LORENZA 190  244 | LORENZA 270  244 | LETI 100 ROUND  246 | LETI 100 SQUARE  250 |
| IN-GROUND |  | MINITOMMY  280 | MINITOMMY 2L  282 | TOMMY  286 | TOMMY-2L  288 | GIOVA GERMANA  294 | GERMANA  298 | GIOVA GIUSEPPE  302 | GIUSEPPE  306 |
| FLOODLIGHT |  | FRANCY-OP  312 | BERTINA  316 | BERTA  320 | UMBERTA  324 | GELMI  330 | DANZI  334 | STUCCHI  338 | CECCHI  342 |
| BULKHEAD |  | ROSETTA  360 | FIORINA  364 | FORTUNATO  364 | JOSEPHA  368 | FELICE  372 | SANTINA  376 | | |
| SOLAR |  | NOEMI  382 | SILOE  398 | TOBIA  414 | SIMON  432 | ELIA  450 | PIETRO  462 | GLOBE 400 classic  474 | GLOBE 500 classic  484 |
| URBAN CLASSIC |  | GIORGIO ROSA  508 | VIVI 400  512 | ECOVIVI 400  522 | BEPPE 400  530 | ECOBEPPE 400  538 | REMO 400  544 | GINO 400  552 | VIVI 500  560 |
| URBAN MODERN |  | CLASSIC POSTS  624 | MODERN POSTS  628 | REVIVAL POSTS  632 |  | SOLAR MODULE  638 | E27 HIGH POWER LED  640 | E27 LED  644 | E27 FILAMENT LED  644 |

| | | | | | | | | |
|---|--|--|---|--|---|---|--|--|
| SABA  78 | RUT  84 | SALEM  90 | GOLIA  96 | CEFA  102 | IESSE  108 | DARIA  110 | GLOBE 250 classic  112 | GLOBE 300 classic  116 |
| CARLO WALL DECO  140 | AMELIA  142 | AMELIA WALL  144 | AMELIA-FS  144 | SAURO LED  146 | SAURO E27  150 | GABRI  154 | PINELA/PINA  164 | |
| FRANCA 90-1L WALL  192 | FRANCA 90-2L WALL  192 | | | | | | | |
| IN-GROUND  | ALDO  220 | CECI 90  224 | CECI 120  228 | CECI 160  232 | | | | |
| LETI 200  254 | LETI 300  258 | EXTRALETI 100 ROUND  262 | EXTRALETI 100 SQUARE  266 | EXTRALETI 200  270 | EXTRALETI 300  274 | | | |
| | | | | | | | | |
| RITA  346 | LUCIA  350 | MADDI  354 | | | | | | |
| | | | | | | | | |
| URBAN REVIVAL  | SERGIO  492 | | | | | | | |
| ECOVIVI 500  570 | BEPPE 500  578 | ECOBEPPE 500  586 | REMO 500  592 | GINO 500  600 | GLOBE 400 modern  608 | GLOBE 500 modern  614 | | |
| GX53 LED  646 | G9 LED  652 | GU10 LED  654 | R7s LED  656 | | | | | |

GARDEN REVIVAL
GARDEN CLASSIC
BOLLARD
UP&DOWN
DOWNLIGHT
IN-GROUND
BRICKLIGHT
FLOODLIGHT
BULKHEAD
SOLAR
URBAN CLASSIC
URBAN REVIVAL
URBAN MODERN
POST
LAMPS



GARDEN REVIVAL
GARDEN CLASSIC
BOLLARD
UP&DOWN
DOWNLIGHT
IN-GROUND
BRICKLIGHT
FLOODLIGHT
BULKHEAD
SOLAR
URBAN CLASSIC
URBAN REVIVAL
URBAN MODERN
POST
LAMPS

COMPANY

COMPANY PROFILE

MADE IN ITALY



since 1973



MADE IN ITALY



2025



Years
of
history



Distributors
all over the world

211

Employees

190

Total Area m²
(open + covered area)

60.000

Covered Area m²

18.000

1973

1984

1999

2019



Thanks to the enterprise of Mr. Fumagalli Giancarlo, in 1973 an individual company called "La Bottega dei Maestri Forgiatori" was born in Varese (north of Italy) specialising itself in the artistic handwork of wrought iron indoor lightings. After five years of activity the company started to employ some workers and to open itself to foreign markets, in particular to the Japanese one.

Nasce a Varese, su iniziativa del Sig. Fumagalli una ditta individuale con il nome di "La Bottega dei Maestri Forgiatori", specializzata nella lavorazione artistica del ferro forgiato a mano. La produzione è costituita da lampade da interno. Dopo cinque anni l'azienda apre verso mercati esteri (in particolare il Giappone), inizia ad assumere i primi dipendenti.

An intuition of Mr. Fumagalli lead the company to an evolution, creating an innovative outdoor lightings production system, consisting of a galvanized steel tube covered by resin material. After some years of experimentation and the setting-up of adequate machineries, the product started to be appreciated all over the world.

Un'intuizione del Sig. Fumagalli porta l'azienda ad un'evoluzione, creando un ingegnoso processo produttivo di lampade da esterno, costituito da un'anima in acciaio galvanizzato rivestito in resina. Dopo anni di sperimentazioni e la faticosa messa a punto di un'attrezzatura adeguata, il prodotto comincia ad essere distribuito ed apprezzato in tutto il mondo.

Fumagalli family decides to turn the individual company into a limited company, going on with the manufacturing of "composite material" outdoor lighting fixtures. The articles range increased thanks to the creation of many new models and the production capacity was multiplied by the use of computerized machineries. The settlement in the new company seat had definitively made Fumagalli S.r.l. a worldwide leading company in the manufacturing of resin material outdoor lightings.

Subentrando alla ditta individuale, la famiglia Fumagalli decide di costituirsi in società, continuando la fabbricazione di lampade da esterno in materiale composito. Con la creazione di nuovi modelli viene ampliata l'offerta e con attrezzature robotizzate viene moltiplicata la produttività. La sistemazione nella nuova sede rende la società Fumagalli leader mondiale nel suo settore.

Fumagalli company earns the title of "Smart factory, Industry 4.0". This title is awarded to factories whose product and production technologies are developed in a complete digital and interconnected environment, granting increased productivity, cost reduction and improved quality control.

L'azienda Fumagalli ottiene il titolo di "Smart factory, Industry 4.0". Questo riconoscimento è assegnato alle fabbriche in cui prodotto e tecnologie produttive vengono sviluppati in un ambiente completamente digitale e interconnesso, che garantisce un'aumentata capacità produttiva, una riduzione dei costi e un migliore controllo della qualità.

2022

2023

2024



FUMAGALLI SRL AT THE TOP OF "ITALY'S EXPORT CHAMPIONS" RANKING

Fumagalli Srl ranks seventh in the list of the top 200 Italian companies with the largest export shares. The ranking is the result of an analysis of more than 9.000 companies, with the aim of enhancing the value of Made in Italy. Particularly noteworthy is the fact that Fumagalli Srl is the only lighting manufacturer to appear in the ranking. Fumagalli company's performance earns us the title of "Italy's Export Champions 2022".

L'azienda Fumagalli si è classificata settima nella lista delle prime 200 aziende italiane con le più elevate percentuali di fatturato destinate all'esportazione. La classifica è il risultato di un'analisi effettuata su più di 9.000 aziende con l'intento di intensificare il valore del Made in Italy. Particolarmente degno di nota è il fatto che la ditta Fumagalli è l'unico fabbricante di illuminazione a rientrare nella classifica. L'azienda Fumagalli ha pertanto guadagnato il titolo di "Campione dell'Export 2022".



MADE IN ITALY

Fumagalli Srl celebrates its 50 years of activity as successful Italian manufacturer. Offices and showroom are moved to the new headquarter and, in the same year, a new assembly and logistic centre with a covered area of 4.000 sqm becomes fully operative.

L'azienda Fumagalli celebra i suoi 50 anni di storia come fabbricante italiano di successo. Uffici ed esposizione si spostano in una nuova sede operativa e nel medesimo anno viene inaugurato anche un nuovo reparto di assemblaggio e un nuovo centro logistico con una superficie coperta di 4.000 m².



To meet the continuously growing demand for products, the construction of a large and modern building with a covered area of 7,400 sqm is successfully completed. New production departments and a new computerized warehouse for the storage of components ready to be assembled will be soon located here.

Per far fronte alla continua e crescente domanda di prodotti, viene portata a termine con successo la costruzione di un ampio e moderno edificio con una superficie coperta di 7.400 m². Qui verranno presto allocati sia nuovi reparti produttivi che un nuovo magazzino computerizzato per lo stoccaggio dei componenti.

COMPANY

OVERVIEW

MADE IN ITALY



We are proud to define ourselves as a “pure Italian manufacturer”: all our products are strictly manufactured inside our factory located in Varese (Italy), on a **60.000 sqm area**. This means to keep a full control on the quality and performances of our products.



POLES FACTORY

COMPONENTS STOCK

POLES FACTORY

Siamo orgogliosi di poterci definire come fabbricanti italiani "puri": tutti i nostri prodotti sono rigorosamente fabbricati all'interno dei nostri stabilimenti di Varese (Italia), su un'area di 60.000 m². Questo ci permette di esercitare un pieno controllo sulla qualità e sulle prestazioni dei nostri prodotti.



LUMINARIES FACTORY



OFFICES, ASSEMBLY, DELIVERY



NEW WAREHOUSE & FACTORY

COMPANY

OVERVIEW

MADE IN ITALY



Member of
CONFEDERATION OF
ITALIAN INDUSTRY



ISO 9001:2015




ISO 9001:2015



SCESm 001



INDUSTRY 4.0



A DIGITAL ENTERPRISE

In our company, product and production technologies are developed in a complete digital environment, to get an advanced manufacturing process fully automated and interconnected.

UN'AZIENDA DIGITALE

Nella nostra azienda prodotto e tecnologie produttive vengono sviluppati in un ambiente completamente digitale, per ottenere un avanzato processo di fabbricazione interamente automatizzato ed interconnesso.



INCREASED
PRODUCTIVITY

COST
REDUCTION

IMPROVED QUALITY
CONTROL

REAL TIME DATA EXCHANGE



MONITORING ON-LINE



MACHINERIES AND DEVICES INTERCONNECTION




GARDEN REVIVAL
GARDEN CLASSIC
BOLLARD
UP&DOWN
DOWNLIGHT
IN-GROUND
BRICKLIGHT
FLOODLIGHT
BULKHEAD
SOLAR
URBAN CLASSIC
URBAN REVIVAL
URBAN MODERN
POST
LAMPS

PURE ITALIAN MANUFACTURER

Inside the following different departments of our company we can manage the whole product development process from the initial design to the fully-finished product.

PURI FABBRICANTI ITALIANI

All'interno dei seguenti dipartimenti della nostra azienda possiamo gestire l'intero processo di sviluppo del prodotto, dall'idea iniziale al prodotto realizzato.



R&D DEPARTMENT 3D PROTOTYPING

Product planning and design through the most advanced 3D modelling software, CAD systems and modern multimedia. Product engineering and prototypes creation with the most advanced 3D printers.

RICERCA E SVILUPPO PROTOTIPAZIONE 3D

Progettazione e disegno del prodotto attraverso i software più avanzati di modellazione 3D, di sistemi CAD e di multimedia moderni. Ingegnerizzazione del prodotto e creazione di prototipi con le più avanzate stampanti 3D.



TECHNICAL DESIGN DEPARTMENT

Mould design and engineering, toolpath programming through the most advanced 3D software directly connected to the CNC workstations.

SEZIONE PROGETTAZIONE STAMPI

Progettazione e ingegnerizzazione degli stampi, studio dei percorsi utensile, attraverso i più avanzati software 3D direttamente collegati alle postazioni di lavoro CNC.



MOULD CONSTRUCTION DEPARTMENT

New hi-tech work stations, working only for the construction of our moulds, enable us to update constantly our collection with new products manufactured in accordance with the most advanced lighting solutions.

REPARTO COSTRUZIONE STAMPI

Nuovi centri di lavoro dedicati esclusivamente alla costruzione dei nostri stampi, ci permettono di aggiornare costantemente la nostra collezione con numerosi prodotti nuovi, fabbricati secondo le più moderne tecnologie e in accordo con le più recenti soluzioni illuminotecniche.







An internal mould construction division means full control on the quality of our product in all its details and a continuous and regular maintenance of the many existing moulds.

Una divisione interna per la costruzione degli stampi significa totale controllo sulla qualità del prodotto nei suoi minimi dettagli e possibilità di effettuare una regolare e costante manutenzione sui numerosi stampi esistenti.





WIRE ELECTRICAL DISCHARGE MACHINE



CNC SURFACE GRINDER



INDUSTRIAL PRODUCTION PROCESS IN DIFFERENT PHASES

A successful synergy between the decades-long experience of a qualified staff and the use of modern automatic machineries with the most updated technologies.

PROCESSO DI PRODUZIONE INDUSTRIALE IN DIVERSE FASI


Un'efficace sinergia tra la decennale esperienza di personale qualificato e l'utilizzo di macchinari automatici dotati delle più moderne tecnologie.



GARDEN REVIVAL
GARDEN CLASSIC
BOLLARD
UP&DOWN
DOWNLIGHT
IN-GROUND
BRICKLIGHT
FLOODLIGHT
BULKHEAD
SOLAR
URBAN CLASSIC
URBAN REVIVAL
URBAN MODERN
POST
LAMPS

COMPANY
FACTORY

MADE IN ITALY



PLASMA CUTTING MACHINE



BLACK STEEL WELDING

COMPOSITE MATERIAL POLES MANUFACTURING PROCESS

An entire production plant dedicated to the manufacturing of the composite material poles, from raw materials to the finished product, thanks to the exclusive FUMATECH technology.

FABBRICAZIONE DI PALI IN MATERIALE COMPOSITO

Un intero impianto produttivo dedicato alla realizzazione del palo, partendo dal materiale grezzo e arrivando, grazie alla tecnologia esclusiva FUMATECH, alla creazione del prodotto finito.



RESIN DRYERS AND DEHUMIDIFIERS

GARDEN REVIVAL
GARDEN CLASSIC
BOLLARD
UP&DOWN
DOWNLIGHT
IN-GROUND
BRICKLIGHT
FLOODLIGHT
BULKHEAD
SOLAR
URBAN CLASSIC
URBAN REVIVAL
URBAN MODERN
POST
LAMPS

COMPANY

WAREHOUSE

MADE IN ITALY



WAREHOUSE

Fumagalli stock of raw materials, components and semi-finished products is maintained at the best levels to ensure prompt delivery of standard products and fast preparation of special or large quantity orders.

MAGAZZINO

Lo stock Fumagalli di materie prime, componenti e semi-lavorati viene mantenuto a livelli ottimali per assicurare pronte consegne dei prodotti standard ed una veloce esecuzione di richieste speciali o per grandi quantità.



RESIN RAW MATERIAL STOCK



RESIN RAW MATERIAL STOCK

COMPONENTS STOCK



READY POLES STOCK

Stock for projects poles to ensure quick deliveries

3200 poles 2,5mt, 3mt, 4mt, 5mt high- Colours: Classic poles in black. Modern poles in grey.



AUTOMATIC PACKAGING SYSTEMS

A fully automatic bagging machine provides thousands of hardware/screw assembly kits each day with great accuracy and reliability, minimizing the time.

A dedicated software can manage the numerous assembly kits variants required by our products range.

SISTEMA DI CONFEZIONAMENTO AUTOMATICO

Un sistema di confezionamento automatico consente di realizzare, in maniera precisa e affidabile, migliaia di bustine di minuteria ogni giorno, riducendo al minimo i tempi.

Le numerose varianti di minuteria richieste dalla nostra gamma di prodotti sono gestite tramite un software dedicato.



AUTOMATIC PACKING MACHINE



ATOMATED VERTICAL WAREHOUSES

Eight automatic vertical tray warehouses allow the storage of the goods in a clean, tidy, safe and fast-moving way. Designed to save space and time and improve process efficiency.

STOCCAGGIO VERTICALE AUTOMATIZZATO

Otto magazzini automatici verticali a cassette consentono di stoccare la merce in modo pulito, ordinato, sicuro e veloce. Progettati per guadagnare spazio, risparmiare tempo e ottimizzare l'efficienza dei processi.



ASSEMBLY AND ELECTRIFICATION DEPARTMENT

The assembly, electrification and packing department allows us to ship the products ready for installation to meet customer's needs.

REPARTO DI ASSEMBLAGGIO ED ELETTRIFICAZIONE

Il reparto di assemblaggio, elettrificazione ed imballaggio ci consente di spedire i nostri prodotti già pronti per l'installazione e personalizzati secondo le necessità del cliente.



ASSEMBLY DEPARTMENT



CARTON BOX STOCK






2023

New headquarter, showroom and logistic centre.

Nuovo centro logistico e amministrativo con nuova esposizione.



2024

The construction of a large and modern building with a covered area of 7,400 sqm is successfully completed. New production departments and a new computerized warehouse will be soon located here.

La costruzione di un ampio e moderno edificio con una superficie coperta di 7.400 m². viene portata a termine con successo. Qui verranno presto allocati sia nuovi reparti produttivi che un nuovo magazzino computerizzato.



GARDEN REVIVAL
GARDEN CLASSIC
BOLLARD
UP&DOWN
DOWNLIGHT
IN-GROUND
BRICKLIGHT
FLOODLIGHT
BULKHEAD
SOLAR
URBAN CLASSIC
URBAN REVIVAL
URBAN MODERN
POST
LAMPS

FUMATECH

FUMAGALLI POLES TECHNOLOGY

MADE IN ITALY



Fumagalli created and developed a unique post technology, registered as FUMATECH. Fumatech technology grants to our lamps the same strength features of a metal post, combined with all the advantages in terms of rust and corrosion resistance that only a resin material can offer.


L'azienda Fumagalli ha creato e sviluppato un'esclusiva tecnologia per la fabbricazione dei pali, registrata come FUMATECH. La tecnologia FUMATECH assicura alle nostre lampade le medesime caratteristiche di solidità di un palo in metallo, con tutti i vantaggi in termini di resistenza alla ruggine e alla corrosione che solo la resina può offrire.



METAL POST COVERED BY RESIN

50 YEARS EXPERIENCE

- ✓ Protected against corrosion.
Inattaccabile dalla corrosione.
- ✓ Not-fading colours (UV-rays stabilized).
Colori inalterati nel tempo (stabilizzati ai raggi UV).
- ✓ Double insulated.
Doppio isolamento.
- ✓ Rigid and shockproof.
Rigido e resistente agli urti.
- ✓ Fireproof.
Ignifugo.
- ✓ Light and easy to transport.
Leggero e facile da trasportare.
- ✓ Manufactured according to European Community's standards.
Fabbricato secondo le norme della Comunità Europea.
- ✓ High quality resin polymer sourced in Europe.
Resina polimerica di alta qualità fabbricata in Europa.



- 1 INNER METAL POLE STRUCTURE**
Structural metal pole hot deep galvanized inside and outside by zinc bath immersion.
- 2 OUTER RESIN COVER**
Outer coating of a single piece without joints made of shockproof resin material:
- Rust and corrosion-free
- Paste molded colors, UV stabilized
- Self-extinguishing on fire
- 3 EXPANSE**
High Density rigid polyurethane provides lightweight and durable cohesion between the inner metal post and the outer resin cover.






ANTI CORROSION

Thanks to the outer resin material, Fumagalli lamps are protected against rust and corrosion, even if subjected to saline or polluted environments.
Grazie alla resina esterna le lampade Fumagalli sono protette da ruggine e corrosione, anche se esposte ad ambienti salini o inquinati.



NO MAINTENANCE

The colour of the outer resin coating is molded in the paste of material to grant the maximum durability over the time. No re-painting will ever be necessary.
Il colore della resina esterna è nella pasta stessa del materiale, per garantire la massima durata nel tempo. Non sarà più necessaria alcuna riverniciatura.



UV-RAYS STABILIZED

Fumagalli products are made of UV stabilized materials to avoid color fading of the outer surface under the sun. Ideal in hot and cold climate.
I prodotti Fumagalli sono realizzati con materiali stabilizzati agli UV per evitare che il colore della superficie esterna sbiadisca con il sole.



SAFE



CLASS II

The outer resin coating of Fumagalli products isolates the lamp from electrical discharges (double insulation Class II).

Il rivestimento esterno dei prodotti Fumagalli rende la lampada isolata dalle scariche elettriche (doppio isolamento Classe II).



UNAFFECTED BY CHEMICAL FERTILIZERS

Fumagalli lamps are not affected by chemical fertilizer or pollutants.

Le lampade Fumagalli non sono soggette a deterioramento dovuto a fertilizzanti chimici od agenti inquinanti.



**ISO
9001:2015**

In order to assure the reliability of its manufacturing and marketing process, the company Fumagalli Srl has implemented and maintains a management system, which meets the requirements of the standard ISO 9001:2015, as certified by The International Certification Network IQNET, which is the largest provider of management system certification in the world, and by the Swiss Association for Quality and Management Systems SQS.

Per garantire l'affidabilità del proprio processo produttivo e commerciale, la ditta Fumagalli Srl possiede e mantiene un sistema di gestione aziendale che soddisfa i requisiti della norma ISO 9001:2015, come certificato sia dall'International Certification Network IQNET, che è il più grande organismo al mondo preposto a certificare sistemi di gestione per la qualità, sia dall'Associazione Svizzera per Sistemi di Qualità e di Management SQS.



CE

All Fumagalli products are manufactured according to the most updated international standards and regulation and are CE marked in order to ensure to our worldwide customers the highest levels of quality in the full respect of environment and person.

Tutti i prodotti Fumagalli sono fabbricati secondo le più aggiornate norme e standard internazionali e sono marcati CE, in modo da assicurare ai nostri clienti in tutto il mondo i più alti livelli di qualità nel pieno rispetto dell'ambiente e delle persone.



To allow a direct market access of our products in more than 50 countries all over the world, most of Fumagalli products have been tested and certified by third party accredited laboratories within the **IECEE CB scheme** – the most internationally recognized system for Conformity and Certification of Electrotechnical Equipment and Components.

*Per permettere ai nostri apparecchi di avere un accesso diretto in più di 50 paesi in tutto il mondo, una larga parte dei prodotti Fumagalli è stata anche testata e certificata da laboratori terzi accreditati secondo le direttive **IECEE CB** – il sistema di conformità e certificazione più riconosciuto a livello internazionale relativamente ai prodotti e componenti elettrotecnici.*

IECEE Member Countries at present:

- | | |
|----------------|----------------------|
| Argentina | Malaysia |
| Australia | Mexico |
| Austria | Netherlands |
| Bahrain | New Zealand |
| Belarus | Nigeria |
| Belgium | Norway |
| Brazil | Pakistan |
| Bulgaria | Poland |
| Canada | Portugal |
| China | Russian Federation |
| Colombia | Saudi Arabia |
| Croatia | Serbia, Rep.Of |
| Czech Republic | Singapore |
| Denmark | Slovakia |
| Finland | Slovenia |
| France | South Africa |
| Germany | Spain |
| Greece | Sweden |
| Hungary | Switzerland |
| India | Thailand |
| Indonesia | Turkey |
| Ireland | Ukraine |
| Israel | United Arab Emirates |
| Italy | United Kingdom |
| Japan | USA |
| Kenya | Vietnam |
| Korea,Rep.Of | |



Available CB certificates and CB test reports can be provided to Fumagalli customers upon request.



With the aim of offering to our customers very reliable and safe LED solutions with certified quality and certified performances, all Fumagalli LED lamps (GX53, GU10, G9, E27, R7s) obtained the prestigious TÜV SÜD German certification mark, as they comply with the international standards EN 60968:2015, EN 62031:2008, IEC/TR 62778:2014, IEC 62560:2012/A1:2015, EN 62493:2015. **TÜV Certificate of Compliance** includes also the following test reports:

*Al fine di offrire ai nostri clienti soluzioni a Led affidabili e sicure con qualità e prestazioni certificate, tutte le lampadine a LED Fumagalli (GX53, GU10, G9, E27, R7s) hanno ottenuto la prestigiosa certificazione TÜV SÜD, poichè sono conformi ai seguenti standard internazionali: EN 60968:2015, EN 62031:2008, IEC/TR 62778:2014, IEC 62560:2012/A1:2015, EN 62493:2015. Il **Certificato di Conformità TÜV** include anche i seguenti test report:*

EMC
TESTED

EMC Certificate: Fumagalli lamps meet the Electromagnetic Compatibility Directive 2014/30/EU and its amendments.
Certificato EMC: le lampadine Fumagalli sono conformi alla Direttiva di Compatibilità Elettromagnetica 2014/30/EU.

LVD
TESTED

LVD Certificate: Fumagalli lamps fulfil the Low Voltage Directive 2014/35/EU, therefore are CE marked and comply with safety requirements like protection against electrical shock, moisture and heat resistance, resistance to flame and ignition.
Certificato LVD: le lampadine Fumagalli rispettano la Direttiva Bassa Tensione 2014/35/EU 2015/1428, sono perciò marchiate CE e conformi a requisiti di sicurezza quali protezione contro scosse elettriche, resistenza al calore e all'umidità, resistenza alla fiamma e alle accensioni.

NEW
ERP

New ERP Attestation of conformity: Fumagalli lamps fulfil the NEW European Ecodesign Directive EU 2019/2020, which sets stricter energy efficiency requirements, new verification tolerances and other factors such as bulb lifetime and warm-up time.
Nuova attestazione di conformità ERP: Le lampadine Fumagalli sono conformi alla NUOVA Direttiva Europea Ecodesign EU 2019/2020, che stabilisce requisiti di efficienza energetica più severi, nuove verifiche sulle tolleranze e altri fattori come la durata di vita della lampadina e il suo tempo di accensione.

CB
IECEE CB SCHEME

IECEE CB Certificate: Fumagalli lamps meet the International System for Conformity and Certification of Electrotechnical Equipment allowing direct market access in more than 50 countries all over the world.
Certificato IECEE CB: le lampadine Fumagalli sono conformi al Sistema Internazionale di Conformità e Certificazione dei prodotti e componenti elettrotecnici, che ne garantisce un accesso diretto ai mercati di oltre 50 paesi in tutto il mondo.

RoHS
REACH
COMPLIANT

RoHS REACH compliant: Fumagalli lamps fulfil the RoHS (Restriction of Hazardous Substances) directive 2011/65/EU and its amendments and the REACH regulation (EC) No. 1907/2006, regarding the concentration of Very High Concern Substances (SVHC).
RoHS and REACH test report: le lampadine Fumagalli sono conformi alla direttiva RoHS 2011/65/EU e ai suoi emendamenti (restrizioni sull'uso di sostanze pericolose) e al regolamento REACH (EC) No. 1907/2006 sulla concentrazione di sostanze ad alto rischio.



GARDEN REVIVAL
GARDEN CLASSIC
BOLLARD
UP&DOWN
DOWNLIGHT
IN-GROUND
BRICKLIGHT
FLOODLIGHT
BULKHEAD
SOLAR
URBAN CLASSIC
URBAN REVIVAL
URBAN MODERN
POST
LAMPS

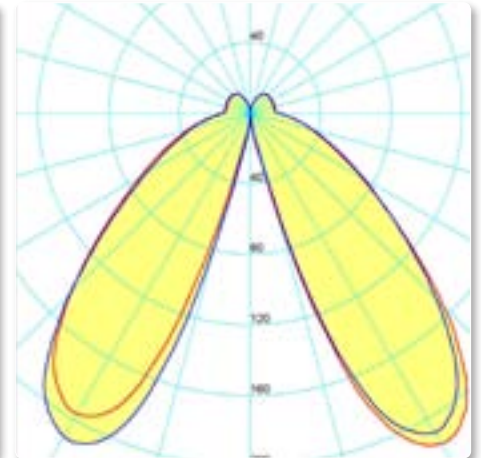
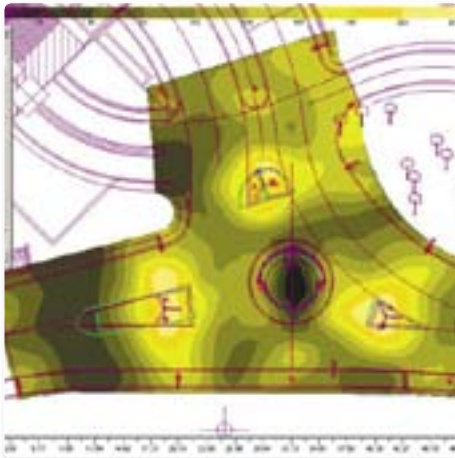


A specialized team of lighting professionals is permanently at our customers' disposal to provide a qualified product technical support, to supply lighting diagrams and to give advice about the optimal article selection and light sources distribution, according the customer's needs.

In addition, our technical division can provide at any time the following information and services to our worldwide customers:

- **photometric data** for all Fumagalli diffusers with different wattages: they are available on request in eulumdat, iesna 86/91/95, cibse\1, Itli
- **calculation of the average horizontal luminance** and of the isolux curves at a given high level
- **wind load calculations**

From Fumagalli web site www.fumagalli.it it's possible to download the technical specification and the photometric data in .eulumdat or .ies format of all Fumagalli luminaries.



Un team dedicato di professionisti della luce è permanentemente a disposizione dei nostri clienti per fornire un qualificato supporto tecnico relativo al prodotto, per elaborare studi fotometrici e per fornire consigli sulle soluzioni ottimali relative alla selezione degli articoli e alla distribuzione delle sorgenti luminose in una data area.

In aggiunta, il nostro dipartimento tecnico può fornire in ogni momento ai nostri clienti in tutto il mondo le seguenti informazioni e servizi:

- *dati fotometrici di tutti i diffusori Fumagalli con diversi wattaggi: questi sono disponibili su richiesta nei formati eulumdat, iesna 86/91/95, cibse\1, Itli*
- *calcolo dell'illuminamento medio orizzontale e delle curve isolux ad una data altezza*
- *calcoli relativi alla resistenza al vento*

È possibile scaricare dal sito Fumagalli www.fumagalli.it le schede tecniche e le fotometrie di tutti i diffusori Fumagalli in formato .eulumdat o .ies.



GARDEN REVIVAL

GARDEN REVIVAL
GARDEN CLASSIC
BOLLARD
UP&DOWN
DOWNLIGHT
IN-GROUND
BRICKLIGHT
FLOODLIGHT
BULKHEAD
SOLAR
URBAN CLASSIC
URBAN REVIVAL
URBAN MODERN
POST
LAMPS

FABIO

SMALL SIZE



Half lantern in modern revival style with E27 lampholder, made of shockproof resin material, UV-rays stabilized, rust and corrosion-free. Supplied as optional with TÜV-CB certified, long-life and efficient LED lamps suitable for outdoor use. Insulation class II, protection rating IP 55.



Mezza lanterna in stile revival moderno con portalampana E27, realizzata in resina antiurto, stabilizzata ai raggi UV, inattaccabile da ruggine e corrosione. Fornita anche completa di lampadine LED adatte ad uso in ambiente esterno, certificate TÜV-CB, di lunga durata ed elevata efficienza. Classe di isolamento II, grado di protezione IP55.

| | | | |
|----------------|-----------------|----------------------------|--------|
| | | | |
| 6,5W 800 lm | 8,5W 920 lm | 11W 1200 lm | |
| 2700 K | 2700 K | 4000 K | 6500 K |
| +80°C -30° | 90% HUMIDITY | VOLTAGE SURGE RESISTANT | |

INDOOR & OUTDOOR USE



M20.000.V1K

| | | | | |
|--|--|--|--|--|
| | | | | |
| | | | | |





FABIO - LANTERN COMPONENTS

IP55

CAGE made of shockproof resin material, UV rays stabilized, rust and corrosion-free.

GABBIA realizzata in resina antiurto, stabilizzata ai raggi UV, inattaccabile da ruggine e corrosione.

DIFFUSER made of UV stabilized polymethylmethacrylate (PMMA) resistant to yellowing process due to sun rays, available in clear or opal color and made of one piece only.

DIFFUSORE in polimetilmetacrilato (PMMA) resistente al processo di ingiallimento dovuto ai raggi solari, disponibile in colore trasparente od opale e realizzato in un pezzo unico.

WALL PLATE made of shockproof white resin reflective material, UV rays stabilized, rust and corrosion-free. Provided with double cable entry and supplied complete with E27 lampholder.

BASE A MURO realizzata in resina antiurto in colore bianco riflettente, stabilizzata ai raggi UV, inattaccabile da ruggine e corrosione. Provvista di doppia entrata per il cavo elettrico e fornita completa di portalamпада E27.

FABIO

E27 lampholder M20.000.E27
6,5W filament M20.000.F1R
8,5W CCT set M20.000.V1K

Pcs 18
Kg 15,4
mc 0,172

FABIO

M20.000

Dimensions and weight
 Height: 290 mm
 Width: 215 mm
 Depth: 115 mm
 Weight: 0,8 Kg

Moulded colours:
 Black White
 Grey

Diffuser PMMA:
 Clear Opal

E27 FILAMENT

- Perfect **MATCHING WITH DECORATIVE LANTERNS.**
- SUITABLE FOR OUTDOOR USE:** 100-240V driver.
- 360°OMNIDIRECTIONAL LIGHT.**
- HIGH EFFICIENCY:** 90% ENERGY SAVING.

E27 CCT SET(*)

- A60 CCT SETTABLE:** 2700K/4000K/6500K.
- SUITABLE FOR OUTDOOR USE:** 100-240V driver.
- EYE COMFORT** opal glass.
- HIGH EFFICIENCY:** >85% ENERGY SAVING.

| 100 - 240 V | | *ADD SUFFIX | |
|---|-------|--------------------------|---------------------------------|
| suitable lamps: CFL-LED max 160 mm | | E27 lampholder only .E27 | |
| LAMP | POWER | LUMINOUS FLUX UP TO | COLOUR TEMP. |
| FILAMENT LED E27 | 6,5W | 800 lm | 2700 K .F1R |
| CCT SET LED E27 | 8,5 W | 920 lm | 6500 K .V1K 4000 K 2700 K |
| 6,5W filament 8,5W CCT = 60W incandescent | | SAVE up to 89% | |

LED LAMPS

Comply with: EU2019/2015
EU2019/2020
Technical details on page 636.

CCT SETTABLE LED LAMP(*)

PHOTOMETRIC DATA SAMPLE

FABIO lantern clear with Fumagalli Filament Led Lamp 6,5W.

height wall mounting: 2mt
6x6mt area: average 4 lux

The photometric data for all the versions are available upon request or on our website.

CCT switch settable in three different positions, to select the desired Kelvin temperature (2700K/4000K/6500K) and get a customized ambience.

* ADD THESE SUFFIXES TO THE REFERENCES MENTIONED IN THE CATALOGUE

GARDEN REVIVAL
GARDEN CLASSIC
BOLLARD
UP&DOWN
DOWNLIGHT
IN-GROUND
BRICKLIGHT
FLOODLIGHT
BULKHEAD
SOLAR
URBAN CLASSIC
URBAN REVIVAL
URBAN MODERN
POST
LAMPS

ROBY

SMALL SIZE



E27 square lantern in modern revival style, made of shockproof resin material, UV-rays stabilized, rust and corrosion-free. Modular construction suitable for post top, hanging and wall installation. Supplied as optional with TÜV-CB certified, long-life and efficient **LED lamps** suitable for outdoor use. Insulation class II, protection rating IP55.

Lanterna quadra E27 in stile revival moderno, realizzata in resina antiurto, stabilizzata ai raggi UV, inattaccabile da ruggine e corrosione. Idonea per il montaggio a palo, a sospensione o a parete. Fornita anche completa di lampadine LED adatte ad uso in ambiente esterno, certificate TÜV-CB, di lunga durata ed elevata efficienza. Classe di isolamento II, grado di protezione IP55.

| | | | |
|---------------------------------|----------------|-------------------------|--------|
| | | | |
| 6,5W 800 lm | 8,5W 920 lm | 11W 1200 lm | |
| 2700 K | 2700 K | 4000 K | 6500 K |
| +80°C -30°C | 90% HUMIDITY | VOLTAGE SURGE RESISTANT | |
| INDOOR & OUTDOOR USE | | | |



T20.240.V1K

| | | | | | |
|--|--|--|--|--|--|
| | | | | | |
| | | | | | |
| | | | | | |





ROBY - LANTERN COMPONENTS

IP55



Decorative **PINNACLE** provided with silicone rubber gasket to be mounted on the roof top for post installation or on the lantern base for hanging installation.

PINNACOLO decorativo completo di guarnizione in gomma siliconica applicabile alla sommità del tetto (montaggio a palo) o sulla base della gabbia (montaggio a sospensione).

Lantern **ROOF** made of shockproof resin material, UV rays stabilized and supplied with E27 lampholder. Tool-free opening for relamping and maintenance.

TETTO realizzato in resina antiurto, stabilizzata ai raggi UV, fornito completo di portalamпада E27. Rimovibile senza l'ausilio di attrezzi per manutenzione e cambio lampadina.

DIFFUSER made of UV stabilized polymethylmethacrylate (PMMA) resistant to yellowing process due to sun rays, available in clear or opal color and provided with recess for power cable supply. Made of one piece only and closed at the bottom to ensure high protection against external agents (IP 55).

DIFFUSORE in polimetilmetacrilato (PMMA) resistente al processo di ingiallimento dovuto ai raggi solari, disponibile in colore trasparente od opale e provvisto di scanalatura per il passaggio del cavo di alimentazione. Realizzato in un pezzo unico e con fondo chiuso per garantire un alto livello di protezione contro gli agenti esterni (IP 55).

CAGE made of shockproof resin material, UV-rays stabilized, rust and corrosion-free.

GABBIA realizzata in resina antiurto, stabilizzata ai raggi UV, inattaccabile da ruggine e corrosione.

ROBY

T20.000 *



Dimensions and weight

Height: 210 mm
Width: 200 mm
Depth: 200 mm
Weight: 0,8 Kg

Moulded colours:

Black White
Grey

Diffuser PMMA:

Clear Opal

E27 FILAMENT



E27 CCT SET(*)



100 - 240 V

*ADD. SUFFIX

| suitable lamps: CFL-LED max 150 mm | | E27 lampholder only | | .E27 |
|--|-------|-------------------------------|----------------------------|------|
| LAMP | POWER | LUMINOUS FLUX UP TO | COLOUR TEMP. | |
| FILAMENT LED E27 | 6,5W | 800 lm | 2700 K | .F1R |
| CCT SET LED E27 | 8,5 W | 920 lm | 6500 K 4000 K 2700 K | .V1K |

- perfect **MATCHING WITH DECORATIVE LANTERNS.**
- **SUITABLE FOR OUTDOOR USE:** 100-240V driver.
- **360°OMNIDIRECTIONAL LIGHT.**
- **HIGH EFFICIENCY:** 90% ENERGY SAVING.

- **A60 CCT SETTABLE:** 2700K/4000K/6500K.
- **SUITABLE FOR OUTDOOR USE:** 100-240V driver.
- **EYE COMFORT** opal glass.
- **HIGH EFFICIENCY:** >85% ENERGY SAVING.

6,5W filament = 60W incandescent
8,5W CCT

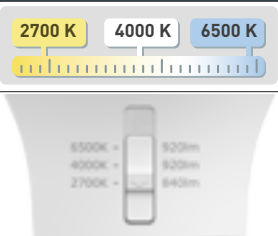
SAVE up to 89%

LED LAMPS

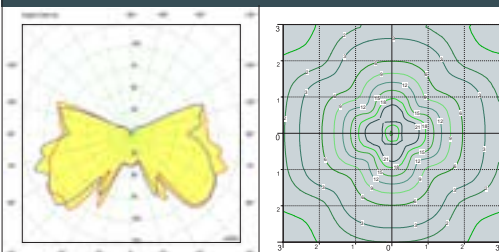


Comply with: EU2019/2015
EU2019/2020
Technical details on page 636.

CCT SETTABLE LED LAMP(*)



PHOTOMETRIC DATA SAMPLE



ROBY lantern clear with Fumagalli Filament Led Lamp 6,5W.

POST height 1mt
6x6mt area: average 6 lux

The photometric data for all the versions are available upon request or on our website.

CCT switch settable in three different positions, to select the desired Kelvin temperature (2700K/4000K/6500K) and get a customized ambiance.

* ADD THESE SUFFIXES TO THE REFERENCES MENTIONED IN THE CATALOGUE

ROBY

SMALL SIZE





| NARDO/ROBY | |
|-------------------------------|-------------|
| E27 lampholder | T20.240.E27 |
| 6,5W filament | T20.240.F1R |
| 8,5W CCT set | T20.240.V1K |
| Pcs 18 Kg 17,8 mc 0,207 | |
| | |

| SICAR/ROBY | |
|-------------------------------|-------------|
| E27 lampholder | T20.125.E27 |
| 6,5W filament | T20.125.F1R |
| 8,5W CCT set | T20.125.V1K |
| Pcs 18 Kg 20,6 mc 0,207 | |
| | |

| ROBY | |
|-----------------------------|--|
| T20.000 | |
| Pcs 1 Kg 0,8 mc 0,011 | |
| | |

| DISMA/ROBY | |
|-------------------------------|-------------|
| E27 lampholder | T20.114.E27 |
| 6,5W filament | T20.114.F1R |
| 8,5W CCT set | T20.114.V1K |
| Pcs 18 Kg 17,1 mc 0,207 | |
| | |

| GIAFFA/ROBY resin | |
|-----------------------------|-------------|
| E27 lampholder | T20.242.E27 |
| 6,5W filament | T20.242.F1R |
| 8,5W CCT set | T20.242.V1K |
| Pcs 1 Kg 1,9 mc 0,048 | |
| | |

LAMPS
POST
URBAN MODERN
URBAN REVIVAL
URBAN CLASSIC
SOLAR
BULKHEAD
FLOODLIGHT
BRICKLIGHT
IN-GROUND
DOWNLIGHT
UP&DOWN
BOLLARD
GARDEN CLASSIC
GARDEN REVIVAL

ROBY

SMALL SIZE



T20.306.D30.V1K



T20.240.V1K



T20.305.D20.V1K





| DANILO NARDO/ROBY 2L | |
|------------------------------|-----------------|
| E27 lampholder | T20.305.D20.E27 |
| 6,5W filament | T20.305.D20.F1R |
| 8,5W CCT set | T20.305.D20.V1K |
| Pcs 1 Kg 10,9 mc 0,176 | |

590

1670

Ø 245

| DANILO NARDO/ROBY 3L | |
|------------------------------|-----------------|
| E27 lampholder | T20.305.D30.E27 |
| 6,5W filament | T20.305.D30.F1R |
| 8,5W CCT set | T20.305.D30.V1K |
| Pcs 1 Kg 11,6 mc 0,176 | |

550

1670

Ø 245

| DINO NARDO/ROBY 2L | |
|------------------------------|-----------------|
| E27 lampholder | T20.306.D20.E27 |
| 6,5W filament | T20.306.D20.F1R |
| 8,5W CCT set | T20.306.D20.V1K |
| Pcs 1 Kg 11,3 mc 0,182 | |

590

1920

Ø 245

| DINO NARDO/ROBY 3L | |
|------------------------------|-----------------|
| E27 lampholder | T20.306.D30.E27 |
| 6,5W filament | T20.306.D30.F1R |
| 8,5W CCT set | T20.306.D30.V1K |
| Pcs 1 Kg 12,4 mc 0,182 | |

550

1920

Ø 245

GARDEN REVIVAL
GARDEN CLASSIC
BOLLARD
UP&DOWN
DOWNLIGHT
IN-GROUND
BRICKLIGHT
FLOODLIGHT
BULKHEAD
SOLAR
URBAN CLASSIC
URBAN REVIVAL
URBAN MODERN
POST
LAMPS

DARIO

MEDIUM SIZE



E27 square lantern in modern revival style, made of shockproof resin material, UV-rays stabilized, rust and corrosion-free. Modular construction suitable for post top, hanging and wall installation. Supplied as optional with TÜV-CB certified, long-life and efficient LED lamps suitable for outdoor use. Insulation class II, protection rating IP55.

Lanterna quadra E27 in stile revival moderno, realizzata in resina antiurto, stabilizzata ai raggi UV, inattaccabile da ruggine e corrosione. Idonea per il montaggio a palo, a sospensione o a parete. Fornita anche completa di lampadine LED adatte ad uso in ambiente esterno, certificate TÜV-CB, di lunga durata ed elevata efficienza. Classe di isolamento II, grado di protezione IP55.

| | | | |
|---------------------------------|----------------|-------------------------|--------|
| | | | |
| 6,5W 800 lm | 8,5W 920 lm | 11W 1200 lm | |
| 2700 K | 2700 K | 4000 K | 6500 K |
| +80°C -30° | 90% HUMIDITY | VOLTAGE SURGE RESISTANT | |
| INDOOR & OUTDOOR USE | | | |



T24.116.V1K

| | | | | | |
|--|--|--|--|--|--|
| | | | | | |
| | | | | | |
| | | | | | |



DARIO - LANTERN COMPONENTS



Decorative **PINNACLE** provided with silicone rubber gasket to be mounted on the roof top for post installation or on the lantern base for hanging installation.

PINNACOLO decorativo completo di guarnizione in gomma siliconica applicabile alla sommità del tetto (montaggio a palo) o sulla base della gabbia (montaggio a sospensione).

Lantern **ROOF** made of shockproof resin material, UV rays stabilized and supplied with E27 lampholder. Tool-free opening for relamping and maintenance.

TETTO realizzato in resina antiurto, stabilizzata ai raggi UV, fornito completo di portalamпада E27. Rimovibile senza l'ausilio di attrezzi per manutenzione e cambio lampadina.

DIFFUSER made of UV stabilized polymethylmethacrylate (PMMA) resistant to yellowing process due to sun rays, available in clear or opal color and provided with recess for power cable supply. Made of one piece only and closed at the bottom to ensure high protection against external agents (IP 55).

DIFFUSORE in polimetilmetacrilato (PMMA) resistente al processo di ingiallimento dovuto ai raggi solari, disponibile in colore trasparente od opale e provvisto di scanalatura per il passaggio del cavo di alimentazione. Realizzato in un pezzo unico e con fondo chiuso per garantire un alto livello di protezione contro gli agenti esterni (IP 55).

CAGE made of shockproof resin material, UV-rays stabilized, rust and corrosion-free.

GABBIA realizzata in resina antiurto, stabilizzata ai raggi UV, inattaccabile da ruggine e corrosione.



Dimensions and weight
Height: 240 mm
Width: 240 mm
Depth: 240 mm
Weight: 1,1 Kg

Moulded colours:

- Black
- White
- Grey

Diffuser PMMA:

- Clear
- Opal

E27 FILAMENT



E27 CCT SET(*)



100 - 240 V

*ADD. SUFFIX

| suitable lamps: CFL-LED max 160 mm | | E27 lampholder only | | .E27 |
|--|--------------|-------------------------------|----------------------------|------|
| LAMP | POWER | LUMINOUS FLUX UP TO | COLOUR TEMP. | |
| | 6,5W | 800 lm | 2700 K | .F1R |
| | 8,5 W | 920 lm | 6500 K 4000 K 2700 K | .V1K |

- perfect **MATCHING WITH DECORATIVE LANTERNS.**
- **SUITABLE FOR OUTDOOR USE:** 100-240V driver.
- **360°OMNIDIRECTIONAL LIGHT.**
- **HIGH EFFICIENCY:** 90% ENERGY SAVING.

- **A60 CCT SETTABLE:** 2700K/4000K/6500K.
- **SUITABLE FOR OUTDOOR USE:** 100-240V driver.
- **EYE COMFORT** opal glass.
- **HIGH EFFICIENCY:** >85% ENERGY SAVING.

6,5W filament = 60W incandescent
8,5W CCT

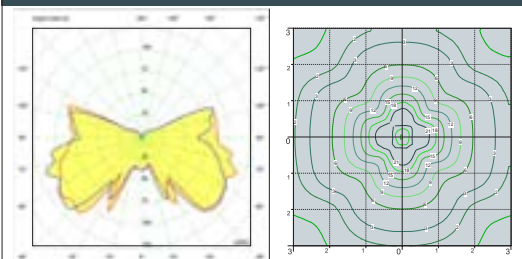
SAVE up to 89%

LED LAMPS

Comply with: EU2019/2015
EU2019/2020
Technical details on page 636.

CCT SETTABLE LED LAMP(*)

PHOTOMETRIC DATA SAMPLE



DARIO lantern clear with Fumagalli Led Lamp CCT set 8,5W.

POST height 2mt
6x6mt area: average 6 lux

The photometric data for all the versions are available upon request or on our website.

CCT switch settable in three different positions, to select the desired Kelvin temperature (2700K/4000K/6500K) and get a customized ambience.

* ADD THESE SUFFIXES TO THE REFERENCES MENTIONED IN THE CATALOGUE

DARIO

MEDIUM SIZE



MADE IN ITALY



NARDO/DARIO

| | |
|-----------------------|-------------|
| E27 lampholder | T24.240.E27 |
| 6,5W filament | T24.240.F1R |
| 8,5W CCT set | T24.240.V1K |

Pcs 12
Kg 15
mc 0,216

MIDIDISMA/DARIO

| | |
|-----------------------|-------------|
| E27 lampholder | T24.116.E27 |
| 6,5W filament | T24.116.F1R |
| 8,5W CCT set | T24.116.V1K |

Pcs 12
Kg 14,8
mc 0,21

SICAR/DARIO

| | |
|-----------------------|-------------|
| E27 lampholder | T24.125.E27 |
| 6,5W filament | T24.125.F1R |
| 8,5W CCT set | T24.125.V1K |

Pcs 12
Kg 16,9
mc 0,216

DARIO

T24.000

Pcs 1
Kg 1,1
mc 0,016

GIAFFA/DARIO resin

| | |
|-----------------------|-------------|
| E27 lampholder | T24.242.E27 |
| 6,5W filament | T24.242.F1R |
| 8,5W CCT set | T24.242.V1K |

Pcs 1
Kg 2,1
mc 0,070

DANILO/DARIO

| | |
|-----------------------|-------------|
| E27 lampholder | T24.305.E27 |
| 6,5W filament | T24.305.F1R |
| 8,5W CCT set | T24.305.V1K |

Pcs 1
Kg 8,6
mc 0,148

DINO/DARIO

| | |
|-----------------------|-------------|
| E27 lampholder | T24.306.E27 |
| 6,5W filament | T24.306.F1R |
| 8,5W CCT set | T24.306.V1K |

Pcs 1
Kg 9,6
mc 0,143

DARIO

MEDIUM SIZE





DINO NARDO/DARIO 2L

| | |
|-----------------------|-----------------|
| E27 lampholder | T24.306.D20.E27 |
| 6,5W filament | T24.306.D20.F1R |
| 8,5W CCT set | T24.306.D20.V1K |

Pcs 1
Kg 11,9
mc 0,186

DINO NARDO/DARIO 3L

| | |
|-----------------------|-----------------|
| E27 lampholder | T24.306.D30.E27 |
| 6,5W filament | T24.306.D30.F1R |
| 8,5W CCT set | T24.306.D30.V1K |

Pcs 1
Kg 12,9
mc 0,186

EMILIO NARDO/DARIO 1L

| | |
|-----------------------|-----------------|
| E27 lampholder | T24.307.D10.E27 |
| 6,5W filament | T24.307.D10.F1R |
| 8,5W CCT set | T24.307.D10.V1K |

Pcs 1
Kg 11,4
mc 0,212

EMILIO NARDO/DARIO 2L

| | |
|-----------------------|-----------------|
| E27 lampholder | T24.307.D20.E27 |
| 6,5W filament | T24.307.D20.F1R |
| 8,5W CCT set | T24.307.D20.V1K |

Pcs 1
Kg 12,5
mc 0,212

EMILIO NARDO/DARIO 3L

| | |
|-----------------------|-----------------|
| E27 lampholder | T24.307.D30.E27 |
| 6,5W filament | T24.307.D30.F1R |
| 8,5W CCT set | T24.307.D30.V1K |

Pcs 1
Kg 13,5
mc 0,212

GLOBE 250 MODERN

SMALL SIZE

Ø 250 mm PMMA globe, complete with modern globe base made of shockproof resin material, UV-rays stabilized, rust and corrosion-free. Suitable for post top or wall installation. Supplied as optional with TÜV-CB certified, long-life and efficient **LED lamps** suitable for outdoor use. Insulation class II, protection rating IP 55.

Globo Ø 250 mm in polimetilmetacrilato (PMMA) completo di base moderna realizzata in resina antiurto, stabilizzata ai raggi UV, inattaccabile da ruggine e corrosione. Idoneo per il montaggio a palo o a parete. Fornito anche completo di lampadine LED adatte ad uso in ambiente esterno, certificate TÜV-CB, di lunga durata ed elevata efficienza. Classe di isolamento II, grado di protezione IP55.

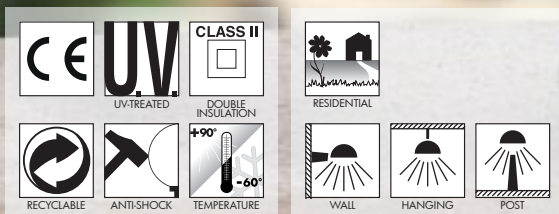


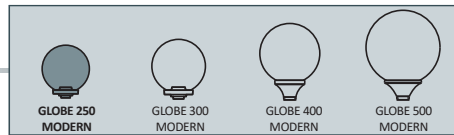
| | | |
|----------------|-----------------|----------------------------|
| 6,5W 800 lm | 8,5W 920 lm | 11W 1200 lm |
| 2700 K | 2700 K | 4000 K 6500 K |
| +80°C -30° | 90% HUMIDITY | VOLTAGE SURGE RESISTANT |

INDOOR & OUTDOOR USE



G26.114






GLOBE 250 MODERN - COMPONENTS

IP55



Ø 250 mm **GLOBE** made of UV-rays stabilized polymethylmethacrylate (PMMA), one piece only. Available in clear, opal or smoked colour.

GLOBO Ø 250 mm in polimetilmetacrilato (PMMA), resistente all'ingiallimento ed ai raggi UV, realizzato in un unico pezzo. Disponibile nei colori trasparente, bianco o fumé.



GLOBE BASE with modern design, made of shockproof resin material, UV-rays stabilized, rust and corrosion-free. Supplied complete with E27 lampholder.

REGGIBOCCIA con disegno moderno realizzato in resina antiurto, stabilizzato ai raggi UV, inattaccabile da ruggine e corrosione. Fornito completo di portalamпада E27.

GLOBE 250 MODERN

G26.B26 *



Dimensions and weight

Height: 260 mm
Diameter: 250 mm
Weight: 0,8 Kg

Moulded colours:

Black White
Grey

Diffuser PMMA:

Clear Opal Smoked

E27 FILAMENT

E27 CCT SET(*)

100 - 240 V

*ADD. SUFFIX



| LAMP | POWER | LUMINOUS FLUX UP TO | COLOUR TEMP. | E27 lampholder only | |
|------------------|-------|---------------------|----------------------------|---------------------|------|
| | | | | .E27 | .F1R |
| FILAMENT LED E27 | 6,5W | 800 lm | 2700 K | .E27 | .F1R |
| CCT SET LED E27 | 8,5 W | 920 lm | 2700 K 4000 K 6500 K | .V1K | |
| CCT SET LED E27 | 11 W | 1200 lm | 2700 K 4000 K 6500 K | .T1K | |

6,5W filament = 60W incandescent
8,5W CCT = 75W incandescent
11W CCT = 75W incandescent

SAVE up to 89%

- Perfect **MATCHING WITH DECORATIVE LANTERNS.**
- **SUITABLE FOR OUTDOOR USE:** 100-240V driver.
- **360°OMNIDIRECTIONAL LIGHT.**
- **HIGH EFFICIENCY:** 90% ENERGY SAVING.


- **A60 CCT SETTABLE:** 2700K/4000K/6500K.
- **SUITABLE FOR OUTDOOR USE:** 100-240V driver.
- **EYE COMFORT** opal glass.
- **HIGH EFFICIENCY:** >85% ENERGY SAVING.

LED LAMPS



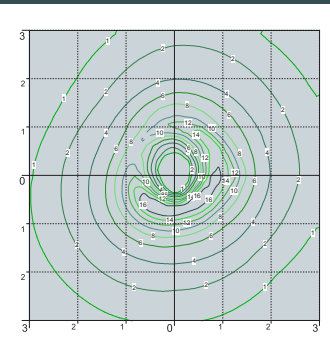
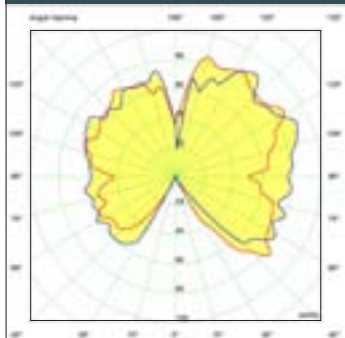
Comply with: EU2019/2015
EU2019/2020
Technical details on page 636.

CCT SETTABLE LED LAMP(*)



CCT switch settable in three different positions, to select the desired Kelvin temperature (2700K/4000K/6500K) and get a customized ambiance.

PHOTOMETRIC DATA SAMPLE



GLOBE 250 MODERN clear with Fumagalli Filament Led Lamp 6,5W.

POST height 1mt
6x6mt area: average 4 lux

The photometric data for all the versions are available upon request or on our website.

* ADD THESE SUFFIXES TO THE REFERENCES MENTIONED IN THE CATALOGUE

LAMPS POST URBAN MODERN URBAN REVIVAL URBAN CLASSIC SOLAR BULKHEAD FLOODLIGHT BRICKLIGHT IN-GROUND DOWNLIGHT UP&DOWN BOLLARD GARDEN CLASSIC GARDEN REVIVAL

GLOBE 250 MODERN

SMALL SIZE



G26.306.D20.F1R



G26.240

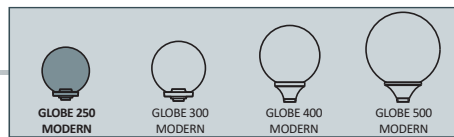


G26.114.V1K



G26.242

MADE IN ITALY



DISMA/G250

| | |
|-----------------------|-------------|
| E27 lampholder | G26.114.E27 |
| 6,5W filament | G26.114.F1R |
| 8,5W CCT set | G26.114.V1K |
| 11W CCT set | G26.114.T1K |

Pcs 36
Kg 42
mc 0,829

NARDO/G250

| | |
|-----------------------|-------------|
| E27 lampholder | G26.240.E27 |
| 6,5W filament | G26.240.F1R |
| 8,5W CCT set | G26.240.V1K |
| 11W CCT set | G26.240.T1K |

Pcs 36
Kg 42
mc 0,829

GLOBE 250 CLASSIC

G26.B26

Pcs 2
Kg 1,6
mc 0,025

GIAFFA/G250 resin

| | |
|-----------------------|-------------|
| E27 lampholder | G26.242.E27 |
| 6,5W filament | G26.242.F1R |
| 8,5W CCT set | G26.242.V1K |
| 11W CCT set | G26.242.T1K |

Pcs 2
Kg 4
mc 0,078

SICAR/G250

| | |
|-----------------------|-------------|
| E27 lampholder | G26.125.E27 |
| 6,5W filament | G26.125.F1R |
| 8,5W CCT set | G26.125.V1K |
| 11W CCT set | G26.125.T1K |

Pcs 36
Kg 46,1
mc 0,852

DINO NARDO/G250 3L

| | |
|----------------------|-----------------|
| E27 | G26.306.D30.E27 |
| 6,5W filament | G26.306.D30.F1R |
| 8,5W CCT set | G26.306.D30.V1K |
| 11W CCT set | G26.306.D30.T1K |

Pcs 2
Kg 22,5
mc 0,310

EMILIO NARDO/G250 3L

| | |
|----------------------|-----------------|
| E27 | G26.307.D30.E27 |
| 6,5W filament | G26.307.D30.F1R |
| 8,5W CCT set | G26.307.D30.V1K |
| 11W CCT set | G26.307.D30.T1K |

Pcs 2
Kg 32,2
mc 0,339

DINO NARDO/G250 2L

| | |
|----------------------|-----------------|
| E27 | G26.306.D20.E27 |
| 6,5W filament | G26.306.D20.F1R |
| 8,5W CCT set | G26.306.D20.V1K |
| 11W CCT set | G26.306.D20.T1K |

Pcs 2
Kg 20,6
mc 0,270

EMILIO NARDO/G250 2L

| | |
|----------------------|-----------------|
| E27 | G26.307.D20.E27 |
| 6,5W filament | G26.307.D20.F1R |
| 8,5W CCT set | G26.307.D20.V1K |
| 11W CCT set | G26.307.D20.T1K |

Pcs 2
Kg 27,8
mc 0,304

EMILIO NARDO/G250 1L

| | |
|-----------------------|-----------------|
| E27 lampholder | G26.307.D10.E27 |
| 6,5W filament | G26.307.D10.F1R |
| 8,5W CCT set | G26.307.D10.V1K |
| 11W CCT set | G26.307.D10.T1K |

Pcs 2
Kg 11,a
mc 0,270

DANILO/G250

| | |
|-----------------------|-------------|
| E27 lampholder | G26.305.E27 |
| 6,5W filament | G26.305.F1R |
| 8,5W CCT set | G26.305.V1K |
| 11W CCT set | G26.305.T1K |

Pcs 2
Kg 9,1
mc 0,186

DINO/G250

| | |
|-----------------------|-------------|
| E27 lampholder | G26.306.E27 |
| 6,5W filament | G26.306.F1R |
| 8,5W CCT set | G26.306.V1K |
| 11W CCT set | G26.306.T1K |

Pcs 2
Kg 17,6
mc 0,222

DINO NARDO/G250 2L

| | |
|----------------------|-----------------|
| E27 | G26.306.D20.E27 |
| 6,5W filament | G26.306.D20.F1R |
| 8,5W CCT set | G26.306.D20.V1K |
| 11W CCT set | G26.306.D20.T1K |

Pcs 2
Kg 20,6
mc 0,270

EMILIO NARDO/G250 2L

| | |
|----------------------|-----------------|
| E27 | G26.307.D20.E27 |
| 6,5W filament | G26.307.D20.F1R |
| 8,5W CCT set | G26.307.D20.V1K |
| 11W CCT set | G26.307.D20.T1K |

Pcs 2
Kg 27,8
mc 0,304

EMILIO NARDO/G250 1L

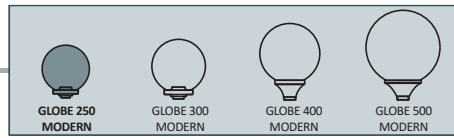
| | |
|-----------------------|-----------------|
| E27 lampholder | G26.307.D10.E27 |
| 6,5W filament | G26.307.D10.F1R |
| 8,5W CCT set | G26.307.D10.V1K |
| 11W CCT set | G26.307.D10.T1K |

Pcs 2
Kg 11,a
mc 0,270

GLOBE 250 MODERN

SMALL SIZE





| ARGO 300/G250 resin * | |
|-----------------------------|-------------|
| E27 lampholder | G26.255.E27 |
| 6,5W filament | G26.255.F1R |
| 8,5W CCT set | G26.255.V1K |
| 11W CCT set | G26.255.T1K |
| Pcs 2 Kg 4,3 mc 0,061 | |

*available colour: black

| ARGO 500/G250 resin * | |
|---------------------------|-------------|
| E27 lampholder | G26.256.E27 |
| 6,5W filament | G26.256.F1R |
| 8,5W CCT set | G26.256.V1K |
| 11W CCT set | G26.256.T1K |
| Pcs 2 Kg 5 mc 0,070 | |

*available colour: black

| ARGO 800/G250 resin * | |
|-----------------------------|-------------|
| E27 lampholder | G26.257.E27 |
| 6,5W filament | G26.257.F1R |
| 8,5W CCT set | G26.257.V1K |
| 11W CCT set | G26.257.T1K |
| Pcs 2 Kg 6,1 mc 0,093 | |

*available colour: black

| FEBO 1500/G250 * | |
|------------------------------|-------------|
| E27 lampholder | G26.263.E27 |
| 6,5W filament | G26.263.F1R |
| 8,5W CCT set | G26.263.V1K |
| 11W CCT set | G26.263.T1K |
| Pcs 2 Kg 11,4 mc 0,173 | |

*available colour: black

GARDEN REVIVAL
GARDEN CLASSIC
BOLLARD
UP&DOWN
DOWNLIGHT
IN-GROUND
BRICKLIGHT
FLOODLIGHT
BULKHEAD
SOLAR
URBAN CLASSIC
URBAN REVIVAL
URBAN MODERN
POST
LAMPS

GLOBE 300 MODERN

MEDIUM SIZE



Ø 300 mm PMMA globe, complete with modern globe base made of shockproof resin material, UV-rays stabilized, rust and corrosion-free. Suitable for post top or wall installation. Supplied as optional with TÜV-CB certified, long-life and efficient LED lamps suitable for outdoor use. Insulation class II, protection rating IP 55.

Globo Ø 300 mm in polimetilmetacrilato (PMMA) completo di base moderna realizzata in resina antiurto, stabilizzata ai raggi UV, inattaccabile da ruggine e corrosione. Idoneo per il montaggio a palo o a parete. Fornito anche completo di lampadine LED adatte ad uso in ambiente esterno, certificate TÜV-CB, di lunga durata ed elevata efficienza. Classe di isolamento II, grado di protezione IP55.

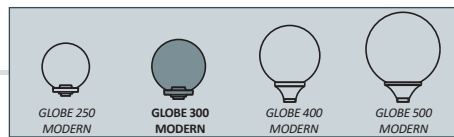
| | | | |
|---------------------------------|-----------------|----------------------------|--------|
| | | | |
| 6,5W 800 lm | 8,5W 920 lm | 11W 1200 lm | |
| 2700 K | 2700 K | 4000 K | 6500 K |
| +80°C -30° | 90% HUMIDITY | VOLTAGE SURGE RESISTANT | |
| INDOOR & OUTDOOR USE | | | |

G31.240



| | | | |
|--|--|--|--|
| | | | |
| | | | |
| | | | |
| | | | |

MADE IN ITALY




GLOBE 300 MODERN - COMPONENTS

IP55



∅ 300 mm **GLOBE** made of UV-rays stabilized polymethylmethacrylate (PMMA), one piece only. Available in clear, opal or smoked colour.

GLOBO ∅ 300 mm in polimetilmetacrilato (PMMA), resistente all'ingiallimento ed ai raggi UV, realizzato in un unico pezzo. Disponibile nei colori trasparente, bianco o fumé.



GLOBE BASE with modern design, made of shockproof resin material, UV-rays stabilized, rust and corrosion-free. Supplied complete with E27 lampholder.

REGGIBOCCIA con disegno moderno realizzato in resina antiurto, stabilizzato ai raggi UV, inattaccabile da ruggine e corrosione. Fornito completo di portalampada E27.

GLOBE 300 MODERN

G31.B31 *



Dimensions and weight

Height: 310 mm
Diameter: 300 mm
Weight: 1,1 Kg

Moulded colours:



Diffuser PMMA:



E27 FILAMENT

E27 CCT SET(*)

100 - 240 V

*ADD. SUFFIX



| suitable lamps: CFL-LED | | E27 lampholder only | | .E27 |
|----------------------------|-------|------------------------|----------------------------|------|
| LAMP | POWER | LUMINOUS FLUX UP TO | COLOUR TEMP. | |
| | 6,5W | 800 lm | 2700 K | .F1R |
| | 8,5 W | 920 lm | 6500 K 4000 K 2700 K | .V1K |
| | 11 W | 1200 lm | 6500 K 4000 K 2700 K | .T1K |

- Perfect **MATCHING WITH DECORATIVE LANTERNS.**
- **SUITABLE FOR OUTDOOR USE:** 100-240V driver.
- **360°OMNIDIRECTIONAL LIGHT.**
- **HIGH EFFICIENCY:** 90% ENERGY SAVING.

- **A60 CCT SETTABLE:** 2700K/4000K/6500K.
- **SUITABLE FOR OUTDOOR USE:** 100-240V driver.
- **EYE COMFORT** opal glass.
- **HIGH EFFICIENCY:** >85% ENERGY SAVING.

6,5W filament = 60W incandescent
8,5W CCT = 75W incandescent
11W CCT = 75W incandescent

SAVE up to 89%

LED LAMPS



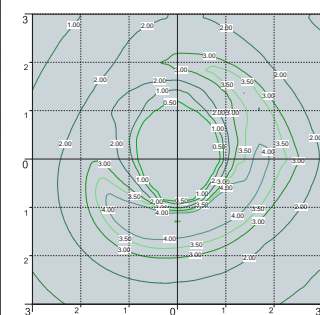

Comply with: EU2019/2015
EU2019/2020
Technical details on page 636.

CCT SETTABLE LED LAMP(*)



CCT switch settable in three different positions, to select the desired Kelvin temperature (2700K/4000K/6500K) and get a customized ambiance.

PHOTOMETRIC DATA SAMPLE



GLOBE 300 MODERN clear with Fumagalli Led Lamp CCT set 8,5W.

POST height 2mt
6x6mt area: average 3,5 lux

The photometric data for all the versions are available upon request or on our website.

* ADD THESE SUFFIXES TO THE REFERENCES MENTIONED IN THE CATALOGUE

LAMPS
POST
URBAN MODERN
URBAN REVIVAL
URBAN CLASSIC
SOLAR
BULKHEAD
FLOODLIGHT
BRICKLIGHT
IN-GROUND
DOWNLIGHT
UP&DOWN
BOLLARD
GARDEN CLASSIC
GARDEN REVIVAL

GLOBE 300 MODERN

MEDIUM SIZE



G31.307.D30.V1K



G31.116



G31.125.T1K

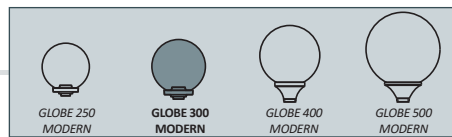


G31.306



G31.242.F1R

MADE IN ITALY



MIDIDISMA /G300

| | |
|-----------------------|-------------|
| E27 lampholder | G31.116.E27 |
| 6,5W filament | G31.116.F1R |
| 8,5W CCT set | G31.116.V1K |
| 11W CCT set | G31.116.T1K |

Pcs 36
Kg 36,5
mc 0,829

NARDO /G300

| | |
|-----------------------|-------------|
| E27 lampholder | G31.240.E27 |
| 6,5W filament | G31.240.F1R |
| 8,5W CCT set | G31.240.V1K |
| 11W CCT set | G31.240.T1K |

Pcs 36
Kg 32,9
mc 0,829

SICAR /G300

| | |
|-----------------------|-------------|
| E27 lampholder | G31.125.E27 |
| 6,5W filament | G31.125.F1R |
| 8,5W CCT set | G31.125.V1K |
| 11W CCT set | G31.125.T1K |

Pcs 24
Kg 38
mc 0,840

GIAFFA/G300 resin

| | |
|-----------------------|-------------|
| E27 lampholder | G31.242.E27 |
| 6,5W filament | G31.242.F1R |
| 8,5W CCT set | G31.242.V1K |
| 11W CCT set | G31.242.T1K |

Pcs 2
Kg 7
mc 0,122

GLOBE 300 MODERN

G31.B31

Pcs 2
Kg 1,6
mc 0,025

DANILO/G300

| | |
|-----------------------|-------------|
| E27 lampholder | G31.305.E27 |
| 6,5W filament | G31.305.F1R |
| 8,5W CCT set | G31.305.V1K |
| 11W CCT set | G31.305.T1K |

Pcs 2
Kg 9,7
mc 0,211

DINO/G300

| | |
|-----------------------|-------------|
| E27 lampholder | G31.306.E27 |
| 6,5W filament | G31.306.F1R |
| 8,5W CCT set | G31.306.V1K |
| 11W CCT set | G31.306.T1K |

Pcs 2
Kg 18,2
mc 0,245

EMILIO/G300

| | |
|-----------------------|-------------|
| E27 lampholder | G31.307.E27 |
| 6,5W filament | G31.307.F1R |
| 8,5W CCT set | G31.307.V1K |
| 11W CCT set | G31.307.T1K |

Pcs 2
Kg 10,7
mc 0,274

EMILIO NARDO/G300 2L

| | |
|-----------------------|-----------------|
| E27 lampholder | G31.307.D20.E27 |
| 6,5W filament | G31.307.D20.F1R |
| 8,5W CCT set | G31.307.D20.V1K |
| 11W CCT set | G31.307.D20.T1K |

Pcs 1
Kg 11,6
mc 0,757

EMILIO NARDO/G300 3L

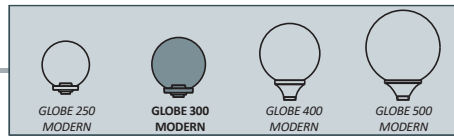
| | |
|-----------------------|-----------------|
| E27 lampholder | G31.307.D30.E27 |
| 6,5W filament | G31.307.D30.F1R |
| 8,5W CCT set | G31.307.D30.V1K |
| 11W CCT set | G31.307.D30.T1K |

Pcs 1
Kg 12,9
mc 0,135

GLOBE 300 MODERN

MEDIUM SIZE





ARGO 300/G300 resin *

| | |
|-----------------------|-------------|
| E27 lampholder | G31.255.E27 |
| 6,5W filament | G31.255.F1R |
| 8,5W CCT set | G31.255.V1K |
| 11W CCT set | G31.255.T1K |

Pcs 2
Kg 4,9
mc 0,08

*available colour: black

ARGO 500/G300 resin *

| | |
|-----------------------|-------------|
| E27 lampholder | G31.256.E27 |
| 6,5W filament | G31.256.F1R |
| 8,5W CCT set | G31.256.V1K |
| 11W CCT set | G31.256.T1K |

Pcs 2
Kg 5,6
mc 0,094

*available colour: black

ARGO 800/G300 resin *

| | |
|-----------------------|-------------|
| E27 lampholder | G31.257.E27 |
| 6,5W filament | G31.257.F1R |
| 8,5W CCT set | G31.257.V1K |
| 11W CCT set | G31.257.T1K |

Pcs 2
Kg 6,7
mc 0,117

*available colour: black

FEBO 1500/G300 *

| | |
|-----------------------|-------------|
| E27 lampholder | G31.263.E27 |
| 6,5W filament | G31.263.F1R |
| 8,5W CCT set | G31.263.V1K |
| 11W CCT set | G31.263.T1K |

Pcs 2
Kg 12
mc 0,207

*available colour: black

ENEA 2000/G300 *

| | |
|-----------------------|-------------|
| E27 lampholder | G31.264.E27 |
| 6,5W filament | G31.264.F1R |
| 8,5W CCT set | G31.264.V1K |
| 11W CCT set | G31.264.T1K |

Pcs 2
Kg 18,2
mc 0,281

*available colour: black

ENEA 2400/G300 *

| | |
|-----------------------|-------------|
| E27 lampholder | G31.265.E27 |
| 6,5W filament | G31.265.F1R |
| 8,5W CCT set | G31.265.V1K |
| 11W CCT set | G31.265.T1K |

Pcs 2
Kg 22,2
mc 0,323

*available colour: black



GARDEN CLASSIC

MARY

SMALL SIZE



E27 square lantern in classic style, made of shockproof resin material, UV-rays stabilized, rust and corrosion-free. Modular construction suitable for post top, hanging and wall installation. Supplied as optional with TÜV-CB certified, long-life and efficient **LED lamps** suitable for outdoor use. Insulation class II, protection rating IP55.

Lanterna quadra E27 in stile classico, realizzata in resina antiurto, stabilizzata ai raggi UV, inattaccabile da ruggine e corrosione. Idonea per il montaggio a palo, a sospensione o a parete. Fornita anche completa di lampadine LED adatte ad uso in ambiente esterno, certificate TÜV-CB, di lunga durata ed elevata efficienza. Classe di isolamento II, grado di protezione IP55.

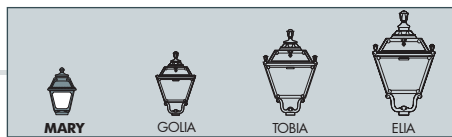
| | | | |
|---------------------------------|-----------------|----------------------------|--------|
| | | | |
| 6,5W 800 lm | 8,5W 920 lm | 11W 1200 lm | |
| 2700 K | 2700 K | 4000 K | 6500 K |
| +80°C -30°C | 90% HUMIDITY | VOLTAGE SURGE RESISTANT | |
| INDOOR & OUTDOOR USE | | | |



Q18.110.F1R

| | | | | | |
|------------|--------------------|-------------|----------------------|-------------|-----------------|
| | | | | | |
| | IECEE CB SCHEME | UV-TREATED | DOUBLE INSULATION | RESIDENTIAL | FILAMENT LED |
| | | | | | |
| RECYCLABLE | ANTISHOCK | TEMPERATURE | | WALL | HANGING POST |





MARY - LANTERN COMPONENTS

IP55



Decorative **PINNACLE** to be mounted on the roof top for post installation or on the lantern base for hanging installation.

PINNACOLO decorativo applicabile alla sommità del tetto (montaggio a palo) o sulla base della gabbia (montaggio a sospensione).

Lantern **ROOF** made of shockproof resin material, UV rays stabilized and supplied with E27 lampholder. Tool-free opening for relamping and maintenance.

TETTO realizzato in resina antiurto, stabilizzata ai raggi UV, fornito completo di portalamпада E27. Rimovibile senza l'ausilio di attrezzi per manutenzione e cambio lampadina.

DIFFUSER made of UV stabilized polymethylmethacrylate (PMMA) resistant to yellowing process due to sun rays, available in clear or opal color and provided with recess for power cable supply. Made of one piece only and closed at the bottom to ensure high protection against external agents (IP 55).

DIFFUSORE in polimetilmetacrilato (PMMA) resistente al processo di ingiallimento dovuto ai raggi solari, disponibile in colore trasparente od opale e provvisto di scanalatura per il passaggio del cavo di alimentazione. Realizzato in un pezzo unico e con fondo chiuso per garantire un alto livello di protezione contro gli agenti esterni (IP 55).

CAGE made of shockproof resin material, UV-rays stabilized, rust and corrosion-free.

GABBIA realizzata in resina antiurto, stabilizzata ai raggi UV, inattaccabile da ruggine e corrosione.

MARY

Q18.000 *



Dimensions and weight

Height: 290 mm
Width: 180 mm
Depth: 180 mm
Weight: 1 Kg

Moulded colours:

Black White

Painted colours:

Antique green Antique bronze

Diffuser PMMA:

Clear Opal

E27 FILAMENT



E27 CCT SET(*)



100 - 240 V

*ADD. SUFFIX

suitable lamps:
CFL-LED
max 150 mm

E27
lampholder only

.E27

| LAMP | POWER | LUMINOUS FLUX UP TO | COLOUR TEMP. | |
|------------------|-------|---------------------|----------------------------|------|
| FILAMENT LED E27 | 6,5W | 800 lm | 2700 K | .F1R |
| CCT SET LED E27 | 8,5 W | 920 lm | 6500 K 4000 K 2700 K | .V1K |

6,5W filament = **60W** incandescent
 8,5W CCT

SAVE up to 89%

- Perfect **MATCHING WITH DECORATIVE LANTERNS.**
- **SUITABLE FOR OUTDOOR USE:** 100-240V driver.
- **360°OMNIDIRECTIONAL LIGHT.**
- **HIGH EFFICIENCY:** 90% ENERGY SAVING.

- **A60 CCT SETTABLE:** 2700K/4000K/6500K.
- **SUITABLE FOR OUTDOOR USE:** 100-240V driver.
- **EYE COMFORT** opal glass.
- **HIGH EFFICIENCY:** >85% ENERGY SAVING.

LED LAMPS



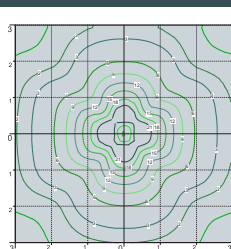
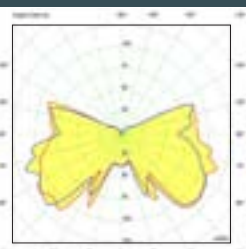
Comply with: EU2019/2015
EU2019/2020
Technical details on page 636.

CCT SETTABLE LED LAMP(*)



CCT switch settable in three different positions, to select the desired Kelvin temperature (2700K/4000K/6500K) and get a customized ambience.

PHOTOMETRIC DATA SAMPLE



MARY lantern clear with Fumagalli Filament Led Lamp 6,5W.

POST height 1mt
6x6mt area: average 6 lux

The photometric data for all the versions are available upon request or on our website.

* ADD THESE SUFFIXES TO THE REFERENCES MENTIONED IN THE CATALOGUE

MARY

SMALL SIZE



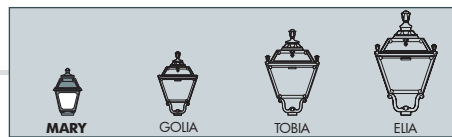
Q18.151.F1R



Q18.131.F1R



Q18.120.F1R



| BISSO/MARY | |
|-------------------------------|-------------|
| E27 lampholder | Q18.131.E27 |
| 6,5W filament | Q18.131.F1R |
| 8,5W CCT set | Q18.131.V1K |
| Pcs 18 Kg 27,6 mc 0,209 | |
| | |

| SICHEM/MARY | |
|-------------------------------|-------------|
| E27 lampholder | Q18.120.E27 |
| 6,5W filament | Q18.120.F1R |
| 8,5W CCT set | Q18.120.V1K |
| Pcs 18 Kg 29,1 mc 0,209 | |
| | |

| MARY | |
|---------------------------|--|
| Q18.000 | |
| Pcs 1 Kg 1 mc 0,011 | |
| | |

| MIKROLOT/MARY | |
|-------------------------------|-------------|
| E27 lampholder | Q18.110.E27 |
| 6,5W filament | Q18.110.F1R |
| 8,5W CCT set | Q18.110.V1K |
| Pcs 18 Kg 25,4 mc 0,209 | |
| | |

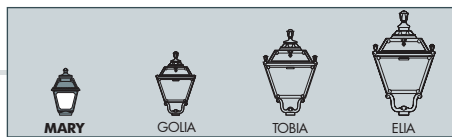
| PORPORA/MARY | |
|-----------------------------|-------------|
| E27 lampholder | Q18.141.E27 |
| 6,5W filament | Q18.141.F1R |
| 8,5W CCT set | Q18.141.V1K |
| Pcs 1 Kg 3,5 mc 0,024 | |
| | |

| MIZAR/MARY resin | |
|-----------------------------|-------------|
| E27 lampholder | Q18.151.E27 |
| 6,5W filament | Q18.151.F1R |
| 8,5W CCT set | Q18.151.V1K |
| Pcs 1 Kg 2,8 mc 0,044 | |
| | |

MARY

SMALL SIZE





ARTU' BISSO/MARY 2+1

| | |
|-----------------------|-----------------|
| E27 lampholder | Q18.158.S21.E27 |
| 6,5W filament | Q18.158.S21.F1R |
| 8,5W CCT set | Q18.158.S21.V1K |

Pcs 1
Kg 17,5
mc 0,176

ARTU' BISSO/MARY 3+1

| | |
|-----------------------|-----------------|
| E27 lampholder | Q18.158.S31.E27 |
| 6,5W filament | Q18.158.S31.F1R |
| 8,5W CCT set | Q18.158.S31.V1K |

Pcs 1
Kg 17,9
mc 0,176

GIGI BISSO/MARY 2+1

| | |
|-----------------------|-----------------|
| E27 lampholder | Q18.156.S21.E27 |
| 6,5W filament | Q18.156.S21.F1R |
| 8,5W CCT set | Q18.156.S21.V1K |

Pcs 1
Kg 18,8
mc 0,182

GIGI BISSO/MARY 3+1

| | |
|-----------------------|-----------------|
| E27 lampholder | Q18.156.S31.E27 |
| 6,5W filament | Q18.156.S31.F1R |
| 8,5W CCT set | Q18.156.S31.V1K |

Pcs 1
Kg 20,3
mc 0,182

ARTU' BISSO/MARY 2L

| | |
|-----------------------|-----------------|
| E27 lampholder | Q18.158.S20.E27 |
| 6,5W filament | Q18.158.S20.F1R |
| 8,5W CCT set | Q18.158.S20.V1K |

Pcs 1
Kg 16,5
mc 0,176

ARTU' BISSO/MARY 3L

| | |
|-----------------------|-----------------|
| E27 lampholder | Q18.158.S30.E27 |
| 6,5W filament | Q18.158.S30.F1R |
| 8,5W CCT set | Q18.158.S30.V1K |

Pcs 1
Kg 17,4
mc 0,176

GIGI BISSO/MARY 2L

| | |
|-----------------------|-----------------|
| E27 lampholder | Q18.156.S20.E27 |
| 6,5W filament | Q18.156.S20.F1R |
| 8,5W CCT set | Q18.156.S20.V1K |

Pcs 1
Kg 18,4
mc 0,182

GIGI BISSO/MARY 3L

| | |
|-----------------------|-----------------|
| E27 lampholder | Q18.156.S30.E27 |
| 6,5W filament | Q18.156.S30.F1R |
| 8,5W CCT set | Q18.156.S30.V1K |

Pcs 1
Kg 19,5
mc 0,182

GARDEN REVIVAL
GARDEN CLASSIC
BOLLARD
UP&DOWN
DOWNLIGHT
IN-GROUND
BRICKLIGHT
FLOODLIGHT
BULKHEAD
SOLAR
URBAN CLASSIC
URBAN REVIVAL
URBAN MODERN
POST
LAMPS

ANNA

SMALL SIZE



E27 hexagonal lantern in classic style, made of shockproof resin material, UV-rays stabilized, rust and corrosion-free. Modular construction suitable for post top, hanging and wall installation. Supplied as optional with TÜV-CB certified, long-life and efficient **LED lamps** suitable for outdoor use. Insulation class II, protection rating IP55.

*Lanterna esagonale E27 in stile classico, realizzata in resina antiurto, stabilizzata ai raggi UV, inattaccabile da ruggine e corrosione. Idonea per il montaggio a palo, a sospensione o a parete. Fornita anche completa di **lampadine LED** adatte ad uso in ambiente esterno, certificate TÜV-CB, di lunga durata ed elevata efficienza. Classe di isolamento II, grado di protezione IP55.*

| | | | |
|---------------------------------|-----------------|----------------------------|--------|
| | | | |
| 6,5W 800 lm | 8,5W 920 lm | 11W 1200 lm | |
| 2700 K | 2700 K | 4000 K | 6500 K |
| +80°C -30° | 90% HUMIDITY | VOLTAGE SURGE RESISTANT | |
| INDOOR & OUTDOOR USE | | | |

E22.110.V1K



| | | | | | |
|--|--|--|--|--|--|
| | | | | | |
| | | | | | |
| | | | | | |





ANNA - LANTERN COMPONENTS

IP55



Decorative **PINNACLE** to be mounted on the roof top for post installation or on the lantern base for hanging installation.

PINNACOLO decorativo applicabile alla sommità del tetto (montaggio a palo) o sulla base della gabbia (montaggio a sospensione).

Lantern **ROOF** made of shockproof resin material, UV rays stabilized and supplied with E27 lampholder. Tool-free opening for relamping and maintenance.

TETTO realizzato in resina antiurto, stabilizzata ai raggi UV, fornito completo di portalamпада E27. Rimovibile senza l'ausilio di attrezzi per manutenzione e cambio lampadina.

DIFFUSER made of UV stabilized polymethylmethacrylate (PMMA) resistant to yellowing process due to sun rays, available in clear or opal color and provided with recess for power cable supply. Made of one piece only and closed at the bottom to ensure high protection against external agents (IP 55).

DIFFUSORE in polimetilmetacrilato (PMMA) resistente al processo di ingiallimento dovuto ai raggi solari, disponibile in colore trasparente od opale e provvisto di scanalatura per il passaggio del cavo di alimentazione. Realizzato in un pezzo unico e con fondo chiuso per garantire un alto livello di protezione contro gli agenti esterni (IP 55).

CAGE made of shockproof resin material, UV-rays stabilized, rust and corrosion-free.

GABBIA realizzata in resina antiurto, stabilizzata ai raggi UV, inattaccabile da ruggine e corrosione.

ANNA

E22.000 *



Dimensions and weight

Height: 310 mm
Width: 220 mm
Depth: 192 mm
Weight: 1 Kg

Moulded colours:

Black White

Painted colours:

Antique green Antique bronze

Diffuser PMMA:

Clear Opal

E27 FILAMENT



- Perfect **MATCHING WITH DECORATIVE LANTERNS.**
- **SUITABLE FOR OUTDOOR USE:** 100-240V driver.
- **360°OMNIDIRECTIONAL LIGHT.**
- **HIGH EFFICIENCY:** 90% ENERGY SAVING.

E27 CCT SET(*)



- **A60 CCT SETTABLE:** 2700K/4000K/6500K.
- **SUITABLE FOR OUTDOOR USE:** 100-240V driver.
- **EYE COMFORT** opal glass.
- **HIGH EFFICIENCY:** >85% ENERGY SAVING.

100 - 240 V

*ADD. SUFFIX

suitable lamps: CFL-LED max 160 mm

E27 lampholder only .E27

| LAMP | POWER | LUMINOUS FLUX UP TO | COLOUR TEMP. | |
|------------------|-------|---------------------|----------------------------|------|
| FILAMENT LED E27 | 6,5W | 800 lm | 2700 K | .F1R |
| CCT SET LED E27 | 8,5 W | 920 lm | 6500 K 4000 K 2700 K | .V1K |

6,5W filament = 60W incandescent

8,5W CCT

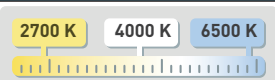
SAVE up to 89%

LED LAMPS



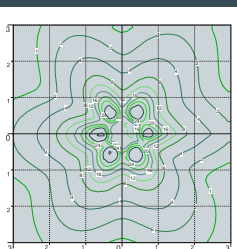
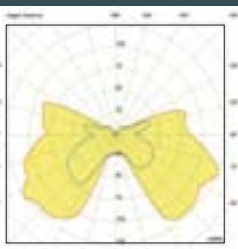
Comply with: EU2019/2015
EU2019/2020
Technical details on page 636.

CCT SETTABLE LED LAMP(*)



CCT switch settable in three different positions, to select the desired Kelvin temperature (2700K/4000K/6500K) and get a customized ambiance.

PHOTOMETRIC DATA SAMPLE



ANNA lantern clear with Fumagalli Filament Led Lamp 6,5W.

POST height 1mt
6x6mt area: average 6 lux

The photometric data for all the versions are available upon request or on our website.

* ADD THESE SUFFIXES TO THE REFERENCES MENTIONED IN THE CATALOGUE

ANNA

SMALL SIZE





BISSO/ANNA

| | |
|-----------------------|-------------|
| E27 lampholder | E22.131.E27 |
| 6,5W filament | E22.131.F1R |
| 8,5W CCT set | E22.131.V1K |

Pcs 18
Kg 21,2
mc 0,209

SICHEM/ANNA

| | |
|-----------------------|-------------|
| E27 lampholder | E22.120.E27 |
| 6,5W filament | E22.120.F1R |
| 8,5W CCT set | E22.120.V1K |

Pcs 18
Kg 21,2
mc 0,209

ANNA
E22.000

Pcs 1
Kg 1
mc 0,011

MIKROLOT/ANNA

| | |
|-----------------------|-------------|
| E27 lampholder | E22.110.E27 |
| 6,5W filament | E22.110.F1R |
| 8,5W CCT set | E22.110.V1K |

Pcs 18
Kg 21,2
mc 0,209

PORPORA/ANNA

| | |
|-----------------------|-------------|
| E27 lampholder | E22.141.E27 |
| 6,5W filament | E22.141.F1R |
| 8,5W CCT set | E22.141.V1K |

Pcs 1
Kg 3,5
mc 0,024

MIZAR/ANNA resin

| | |
|-----------------------|-------------|
| E27 lampholder | E22.151.E27 |
| 6,5W filament | E22.151.F1R |
| 8,5W CCT set | E22.151.V1K |

Pcs 1
Kg 2,4
mc 0,044

ALOE'.R/ANNA resin

| | |
|-----------------------|-------------|
| E27 lampholder | E22.163.E27 |
| 6,5W filament | E22.163.F1R |
| 8,5W CCT set | E22.163.V1K |

Pcs 2
Kg 8
mc 0,121

ARTU'/ANNA

| | |
|-----------------------|-------------|
| E27 lampholder | E22.158.E27 |
| 6,5W filament | E22.158.F1R |
| 8,5W CCT set | E22.158.V1K |

Pcs 1
Kg 9
mc 0,148

LAMPS
POST
URBAN MODERN
URBAN REVIVAL
URBAN CLASSIC
SOLAR
BULKHEAD
FLOODLIGHT
BRICKLIGHT
IN-GROUND
DOWNLIGHT
UP&DOWN
BOLLARD
GARDEN CLASSIC
GARDEN REVIVAL

ANNA

SMALL SIZE



E22.156.S30.F1R



E22.156.S30.F1R



E22.156.S20.V1K





ARTU' BISSO/ANNA 2+1

| | |
|-----------------------|-----------------|
| E27 lampholder | E22.158.S21.E27 |
| 6,5W filament | E22.158.S21.F1R |
| 8,5W CCT set | E22.158.S21.V1K |

Pcs 1
Kg 12,1
mc 0,176

ARTU' BISSO/ANNA 3+1

| | |
|-----------------------|-----------------|
| E27 lampholder | E22.158.S31.E27 |
| 6,5W filament | E22.158.S31.F1R |
| 8,5W CCT set | E22.158.S31.V1K |

Pcs 1
Kg 13,1
mc 0,176

GIGI BISSO/ANNA 2+1

| | |
|-----------------------|-----------------|
| E27 lampholder | E22.156.S21.E27 |
| 6,5W filament | E22.156.S21.F1R |
| 8,5W CCT set | E22.156.S21.V1K |

Pcs 1
Kg 14,1
mc 0,182

GIGI BISSO/ANNA 3+1

| | |
|-----------------------|-----------------|
| E27 lampholder | E22.156.S31.E27 |
| 6,5W filament | E22.156.S31.F1R |
| 8,5W CCT set | E22.156.S31.V1K |

Pcs 1
Kg 15,1
mc 0,182

ARTU' BISSO/ANNA 2L

| | |
|-----------------------|-----------------|
| E27 lampholder | E22.158.S20.E27 |
| 6,5W filament | E22.158.S20.F1R |
| 8,5W CCT set | E22.158.S20.V1K |

Pcs 1
Kg 11,1
mc 0,176

ARTU' BISSO/ANNA 3L

| | |
|-----------------------|-----------------|
| E27 lampholder | E22.158.S30.E27 |
| 6,5W filament | E22.158.S30.F1R |
| 8,5W CCT set | E22.158.S30.V1K |

Pcs 1
Kg 12,1
mc 0,176

GIGI BISSO/ANNA 2L

| | |
|-----------------------|-----------------|
| E27 lampholder | E22.156.S20.E27 |
| 6,5W filament | E22.156.S20.F1R |
| 8,5W CCT set | E22.156.S20.V1K |

Pcs 1
Kg 13,1
mc 0,182

GIGI BISSO/ANNA 3L

| | |
|-----------------------|-----------------|
| E27 lampholder | E22.156.S30.E27 |
| 6,5W filament | E22.156.S30.F1R |
| 8,5W CCT set | E22.156.S30.V1K |

Pcs 1
Kg 14,1
mc 0,182

SABA

SMALL SIZE



E27 hexagonal lantern in classic style, made of shockproof resin material, UV-rays stabilized, rust and corrosion-free. Modular construction suitable for post top, hanging and wall installation. Supplied as optional with TÜV-CB certified, long-life and efficient **LED lamps** suitable for outdoor use. Insulation class II, protection rating IP55.

Lanterna esagonale E27 in stile classico, realizzata in resina antiurto, stabilizzata ai raggi UV, inattaccabile da ruggine e corrosione. Idonea per il montaggio a palo, a sospensione o a parete. Fornita anche completa di lampadine LED adatte ad uso in ambiente esterno, certificate TÜV-CB, di lunga durata ed elevata efficienza. Classe di isolamento II, grado di protezione IP55.



K22.131.V1K

| | | | |
|---------------------------------|-----------------|----------------------------|--------|
| | | | |
| 6,5W 800 lm | 8,5W 920 lm | 11W 1200 lm | |
| 2700 K | 2700 K | 4000 K | 6500 K |
| +80°C -30°C | 90% HUMIDITY | VOLTAGE SURGE RESISTANT | |
| INDOOR & OUTDOOR USE | | | |

| | | | |
|--|--|--|--|
| | | | |
| | | | |
| | | | |
| | | | |





SABA - LANTERN COMPONENTS

IP55



Decorative **PINNACLE** to be mounted on the roof top for post installation or on the lantern base for hanging installation.

PINNACOLO decorativo applicabile alla sommità del tetto (montaggio a palo) o sulla base della gabbia (montaggio a sospensione).

Lantern **ROOF** made of shockproof resin material, UV rays stabilized and supplied with E27 lampholder. Tool-free opening for relamping and maintenance.

TETTO realizzato in resina antiurto, stabilizzata ai raggi UV, fornito completo di portalamпада E27. Rimovibile senza l'ausilio di attrezzi per manutenzione e cambio lampadina.

DIFFUSER made of UV stabilized polymethylmethacrylate (PMMA) resistant to yellowing process due to sun rays, available in clear or opal color and provided with recess for power cable supply. Made of one piece only and closed at the bottom to ensure high protection against external agents (IP 55).

DIFFUSORE in polimetilmetacrilato (PMMA) resistente al processo di ingiallimento dovuto ai raggi solari, disponibile in colore trasparente od opale e provvisto di scanalatura per il passaggio del cavo di alimentazione. Realizzato in un pezzo unico e con fondo chiuso per garantire un alto livello di protezione contro gli agenti esterni (IP 55).

CAGE made of shockproof resin material, UV-rays stabilized, rust and corrosion-free.

GABBIA realizzata in resina antiurto, stabilizzata ai raggi UV, inattaccabile da ruggine e corrosione.

SABA

K22.000 *



220



320

Ø 60

Dimensions and weight

Height: 320 mm
Width: 220 mm
Depth: 192 mm
Weight: 1 Kg

Moulded colours:

Black White

Painted colours:

Antique green Antique bronze

Diffuser PMMA:

Clear Opal

E27 FILAMENT



- Perfect **MATCHING WITH DECORATIVE LANTERNS.**
- **SUITABLE FOR OUTDOOR USE:** 100-240V driver.
- **360°OMNIDIRECTIONAL LIGHT.**
- **HIGH EFFICIENCY:** 90% ENERGY SAVING.

E27 CCT SET(*)



- **A60 CCT SETTABLE:** 2700K/4000K/6500K.
- **SUITABLE FOR OUTDOOR USE:** 100-240V driver.
- **EYE COMFORT** opal glass.
- **HIGH EFFICIENCY:** >85% ENERGY SAVING.

100 - 240 V

*ADD SUFFIX

| suitable lamps: CFL-LED max 160 mm | | E27 lampholder only | | .E27 |
|--|-------|-------------------------------|--------------|------|
| LAMP | POWER | LUMINOUS FLUX UP TO | COLOUR TEMP. | |
| FILAMENT LED E27 | 6,5W | 800 lm | 2700 K | .F1R |
| CCT SET LED E27 | 8,5 W | 920 lm | 6500 K | .V1K |
| | | | 4000 K | |
| | | | 2700 K | |

6,5W filament = 60W incandescent

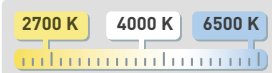
SAVE up to 89%

LED LAMPS



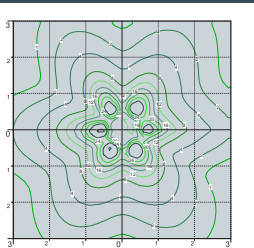
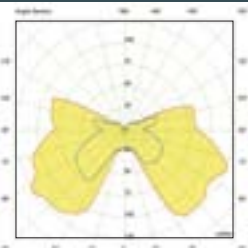
Comply with:EU2019/2015
EU2019/2020
Technical details on page 636.

CCT SETTABLE LED LAMP(*)



CCT switch settable in three different positions, to select the desired Kelvin temperature (2700K/4000K/6500K) and get a customized ambience.

PHOTOMETRIC DATA SAMPLE



SABA lantern clear with Fumagalli Filament Led Lamp 6,5W.

POST height 1mt
6x6mt area: average 6 lux

The photometric data for all the versions are available upon request or on our website.


* ADD THESE SUFFIXES TO THE REFERENCES MENTIONED IN THE CATALOGUE

SABA

SMALL SIZE



K22.131.F1R



K22.110.F1R



K22.120.V1K

MADE IN ITALY



| BISSO/SABA | |
|-------------------------------|-------------|
| E27 lampholder | K22.131.E27 |
| 6,5W filament | K22.131.F1R |
| 8,5W CCT set | K22.131.V1K |
| Pcs 18 Kg 21,2 mc 0,209 | |
| | |

| SICHEM/SABA | |
|-------------------------------|-------------|
| E27 lampholder | K22.120.E27 |
| 6,5W filament | K22.120.F1R |
| 8,5W CCT set | K22.120.V1K |
| Pcs 18 Kg 21,2 mc 0,209 | |
| | |

| SABA | |
|---------------------------|--|
| K22.000 | |
| Pcs 1 Kg 1 mc 0,011 | |
| | |

| MIKROLOT/SABA | |
|-------------------------------|-------------|
| E27 lampholder | K22.110.E27 |
| 6,5W filament | K22.110.F1R |
| 8,5W CCT set | K22.110.V1K |
| Pcs 18 Kg 21,2 mc 0,209 | |
| | |

| PORPORA/SABA | |
|-----------------------------|-------------|
| E27 lampholder | K22.141.E27 |
| 6,5W filament | K22.141.F1R |
| 8,5W CCT set | K22.141.V1K |
| Pcs 1 Kg 3,5 mc 0,024 | |
| | |

| MIZAR/SABA resin | |
|-----------------------------|-------------|
| E27 lampholder | K22.151.E27 |
| 6,5W filament | K22.151.F1R |
| 8,5W CCT set | K22.151.V1K |
| Pcs 1 Kg 2,4 mc 0,044 | |
| | |

| ALOE'.R/SABA resin | |
|---------------------------|-------------|
| E27 lampholder | K22.163.E27 |
| 6,5W filament | K22.163.F1R |
| 8,5W CCT set | K22.163.V1K |
| Pcs 2 Kg 8 mc 0,121 | |
| | |

| ARTU'/SABA | |
|---------------------------|-------------|
| E27 lampholder | K22.158.E27 |
| 6,5W filament | K22.158.F1R |
| 8,5W CCT set | K22.158.V1K |
| Pcs 1 Kg 9 mc 0,148 | |
| | |

SABA

SMALL SIZE



K22.156.S20.V1K



K22.156.S30.F1R



K22.156.S20.F1R





ARTU' BISSO/SABA 2+1

| | |
|-----------------------|-----------------|
| E27 lampholder | K22.158.S21.E27 |
| 6,5W filament | K22.158.S21.F1R |
| 8,5W CCT set | K22.158.S21.V1K |

Pcs 1
Kg 12,1
mc 0,176

ARTU' BISSO/SABA 3+1

| | |
|-----------------------|-----------------|
| E27 lampholder | K22.158.S31.E27 |
| 6,5W filament | K22.158.S31.F1R |
| 8,5W CCT set | K22.158.S31.V1K |

Pcs 1
Kg 13,1
mc 0,176

GIGI BISSO/SABA 2+1

| | |
|-----------------------|-----------------|
| E27 lampholder | K22.156.S21.E27 |
| 6,5W filament | K22.156.S21.F1R |
| 8,5W CCT set | K22.156.S21.V1K |

Pcs 1
Kg 14,1
mc 0,182

GIGI BISSO/SABA 3+1

| | |
|-----------------------|-----------------|
| E27 lampholder | K22.156.S31.E27 |
| 6,5W filament | K22.156.S31.F1R |
| 8,5W CCT set | K22.156.S31.V1K |

Pcs 1
Kg 15,1
mc 0,182

ARTU' BISSO/SABA 2L

| | |
|-----------------------|-----------------|
| E27 lampholder | K22.158.S20.E27 |
| 6,5W filament | K22.158.S20.F1R |
| 8,5W CCT set | K22.158.S20.V1K |

Pcs 1
Kg 11,1
mc 0,176

ARTU' BISSO/SABA 3L

| | |
|-----------------------|-----------------|
| E27 lampholder | K22.158.S30.E27 |
| 6,5W filament | K22.158.S30.F1R |
| 8,5W CCT set | K22.158.S30.V1K |

Pcs 1
Kg 12,1
mc 0,176

GIGI BISSO/SABA 2L

| | |
|-----------------------|-----------------|
| E27 lampholder | K22.156.S20.E27 |
| 6,5W filament | K22.156.S20.F1R |
| 8,5W CCT set | K22.156.S20.V1K |

Pcs 1
Kg 13,1
mc 0,182

GIGI BISSO/SABA 3L

| | |
|-----------------------|-----------------|
| E27 lampholder | K22.156.S30.E27 |
| 6,5W filament | K22.156.S30.F1R |
| 8,5W CCT set | K22.156.S30.V1K |

Pcs 1
Kg 14,1
mc 0,182

GARDEN REVIVAL
GARDEN CLASSIC
BOLLARD
UP&DOWN
DOWNLIGHT
IN-GROUND
BRICKLIGHT
FLOODLIGHT
BULKHEAD
SOLAR
URBAN CLASSIC
URBAN REVIVAL
URBAN MODERN
POST
LAMPS

RUT

MEDIUM SIZE



E27 hexagonal lantern in classic style, made of shockproof resin material, UV-rays stabilized, rust and corrosion-free. Modular construction suitable for post top, hanging and wall installation. Supplied as optional with TÜV-CB certified, long-life and efficient **LED lamps** suitable for outdoor use. Insulation class II, protection rating IP55.

Lanterna esagonale E27 in stile classico, realizzata in resina antiurto, stabilizzata ai raggi UV, inattaccabile da ruggine e corrosione. Idonea per il montaggio a palo, a sospensione o a parete. Fornita anche completa di lampadine LED adatte ad uso in ambiente esterno, certificate TÜV-CB, di lunga durata ed elevata efficienza. Classe di isolamento II, grado di protezione IP55.



E26.111.T1K

| | | |
|----------------------|--------------|-------------------------|
| | | |
| 6,5W | 8,5W | 11W |
| 800 lm | 920 lm | 1200 lm |
| 2700 K | 2700 K | 4000 K 6500 K |
| +80°C -30°C | 90% HUMIDITY | VOLTAGE SURGE RESISTANT |
| INDOOR & OUTDOOR USE | | |

| | | | | | |
|--|--|--|--|--|--|
| | | | | | |
| | | | | | |

MADE IN ITALY



RUT - LANTERN COMPONENTS

IP55



Decorative **PINNACLE** to be mounted on the roof top for post installation or on the lantern base for hanging installation.

PINNACOLO decorativo applicabile alla sommità del tetto (montaggio a palo) o sulla base della gabbia (montaggio a sospensione).



Lantern **ROOF** made of shockproof resin material, UV rays stabilized and supplied with E27 lampholder. Tool-free opening for relamping and maintenance.

TETTO realizzato in resina antiurto, stabilizzata ai raggi UV, fornito completo di portalamпада E27. Rimovibile senza l'ausilio di attrezzi per manutenzione e cambio lampadina.



DIFFUSER made of UV stabilized polymethylmethacrylate (PMMA) resistant to yellowing process due to sun rays, available in clear or opal color and provided with recess for power cable supply. Made of one piece only and closed at the bottom to ensure high protection against external agents (IP 55).

DIFFUSORE in polimetilmetacrilato (PMMA) resistente al processo di ingiallimento dovuto ai raggi solari, disponibile in colore trasparente od opale e provvisto di scanalatura per il passaggio del cavo di alimentazione. Realizzato in un pezzo unico e con fondo chiuso per garantire un alto livello di protezione contro gli agenti esterni (IP 55).

CAGE made of shockproof resin material, UV-rays stabilized, rust and corrosion-free.

GABBIA realizzata in resina antiurto, stabilizzata ai raggi UV, inattaccabile da ruggine e corrosione.

RUT

E26.000 *



Dimensions and weight

Height: 410 mm
Width: 260 mm
Depth: 227 mm
Weight: 1,3 Kg

Moulded colours:

Black White

Painted colours:

Antique green Antique bronze

Diffuser PMMA:

Clear Opal

E27 FILAMENT



E27 CCT SET(*)



100 - 240 V

*ADD. SUFFIX

| | | | | |
|--|-------|-------------------------------|----------------------------|------|
| suitable lamps: CFL-LED max 160 mm | | E27 lampholder only | | .E27 |
| LAMP | POWER | LUMINOUS FLUX UP TO | COLOUR TEMP. | |
| FILAMENT LED E27 | 6,5W | 800 lm | 2700 K | .F1R |
| CCT SET LED E27 | 8,5 W | 920 lm | 6500 K 4000 K 2700 K | .V1K |
| CCT SET LED E27 | 11 W | 1200 lm | 6500 K 4000 K 2700 K | .T1K |

- perfect **MATCHING WITH DECORATIVE LANTERNS.**
- **SUITABLE FOR OUTDOOR USE:** 100-240V driver.
- **360°OMNIDIRECTIONAL LIGHT.**
- **HIGH EFFICIENCY:** 90% ENERGY SAVING.

- **A60 CCT SETTABLE:** 2700K/4000K/6500K.
- **SUITABLE FOR OUTDOOR USE:** 100-240V driver.
- **EYE COMFORT** opal glass.
- **HIGH EFFICIENCY:** >85% ENERGY SAVING.

6,5W filament = 60W incandescent
8,5W CCT = 60W incandescent
11W CCT = 75W incandescent

SAVE up to 89%

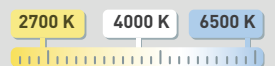
LED LAMPS



LVD EMC ERP

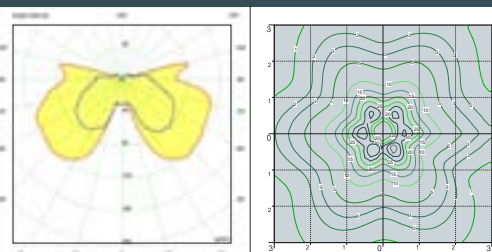
Comply with: EU2019/2015
EU2019/2020
Technical details on page 636.

CCT SETTABLE LED LAMP(*)



CCT switch settable in three different positions, to select the desired Kelvin temperature (2700K/4000K/6500K) and get a customized ambience.

PHOTOMETRIC DATA SAMPLE



RUT lantern clear with Fumagalli Led Lamp CCT set 8,5W.

POST height 2mt
6x6mt area: average 6 lux

The photometric data for all the versions are available upon request or on our website.

* ADD THESE SUFFIXES TO THE REFERENCES MENTIONED IN THE CATALOGUE

RUT

MEDIUM SIZE



MADE IN ITALY



BISSO/RUT

| | |
|-----------------------|-------------|
| E27 lampholder | E26.131.E27 |
| 6,5W filament | E26.131.F1R |
| 8,5W CCT set | E26.131.V1K |
| 11W CCT set | E26.131.T1K |

Pcs 12
Kg 19
mc 0,225

SICHEM/RUT

| | |
|-----------------------|-------------|
| E27 lampholder | E26.120.E27 |
| 6,5W filament | E26.120.F1R |
| 8,5W CCT set | E26.120.V1K |
| 11W CCT set | E26.120.T1K |

Pcs 12
Kg 19
mc 0,225

RUT

E26.000

Pcs 1
Kg 1,3
mc 0,018

MINILOT/RUT

| | |
|-----------------------|-------------|
| E27 lampholder | E26.111.E27 |
| 6,5W filament | E26.111.F1R |
| 8,5W CCT set | E26.111.V1K |
| 11W CCT set | E26.111.T1K |

Pcs 12
Kg 19
mc 0,225

PORPORA/RUT

| | |
|-----------------------|-------------|
| E27 lampholder | E26.141.E27 |
| 6,5W filament | E26.141.F1R |
| 8,5W CCT set | E26.141.V1K |
| 11W CCT set | E26.141.T1K |

Pcs 1
Kg 4
mc 0,034

IAFET/RUT resin

| | |
|-----------------------|-------------|
| E27 lampholder | E26.162.E27 |
| 6,5W filament | E26.162.F1R |
| 8,5W CCT set | E26.162.V1K |
| 11W CCT set | E26.162.T1K |

Pcs 2
Kg 79
mc 0,086

MIZAR/RUT resin

| | |
|-----------------------|-------------|
| E27 lampholder | E26.151.E27 |
| 6,5W filament | E26.151.F1R |
| 8,5W CCT set | E26.151.V1K |
| 11W CCT set | E26.151.T1K |

Pcs 1
Kg 3
mc 0,07

ALOE'.R/RUT resin

| | |
|-----------------------|-------------|
| E27 lampholder | E26.163.E27 |
| 6,5W filament | E26.163.F1R |
| 8,5W CCT set | E26.163.V1K |
| 11W CCT set | E26.163.T1K |

Pcs 2
Kg 8,6
mc 0,121

ARTU'/RUT

| | |
|-----------------------|-------------|
| E27 lampholder | E26.158.E27 |
| 6,5W filament | E26.158.F1R |
| 8,5W CCT set | E26.158.V1K |
| 11W CCT set | E26.158.T1K |

Pcs 1
Kg 9,6
mc 0,148

RUT

MEDIUM SIZE





RICU BISSO/RUT 2+1

| | |
|-----------------------|-----------------|
| E27 lampholder | E26.157.S21.E27 |
| 6,5W filament | E26.157.S21.F1R |
| 8,5W CCT set | E26.157.S21.V1K |
| 11W CCT set | E26.157.S21.T1K |

Pcs 1
Kg 15,2
mc 0,214

RICU BISSO/RUT 3+1

| | |
|-----------------------|-----------------|
| E27 lampholder | E26.157.S31.E27 |
| 6,5W filament | E26.157.S31.F1R |
| 8,5W CCT set | E26.157.S31.V1K |
| 11W CCT set | E26.157.S31.T1K |

Pcs 1
Kg 16,5
mc 0,214

GIGI/RUT

| | |
|-----------------------|-------------|
| E27 lampholder | E26.156.E27 |
| 6,5W filament | E26.156.F1R |
| 8,5W CCT set | E26.156.V1K |
| 11W CCT set | E26.156.T1K |

Pcs 1
Kg 10,9
mc 0,172

RICU/RUT

| | |
|-----------------------|-------------|
| E27 lampholder | E26.157.E27 |
| 6,5W filament | E26.157.F1R |
| 8,5W CCT set | E26.157.V1K |
| 11W CCT set | E26.157.T1K |

Pcs 1
Kg 11,7
mc 0,18

RICU BISSO/RUT 2L

| | |
|-----------------------|-----------------|
| E27 lampholder | E26.157.S20.E27 |
| 6,5W filament | E26.157.S20.F1R |
| 8,5W CCT set | E26.157.S20.V1K |
| 11W CCT set | E26.157.S20.T1K |

Pcs 1
Kg 14,2
mc 0,214

RICU BISSO/RUT 3L

| | |
|-----------------------|-----------------|
| E27 lampholder | E26.157.S30.E27 |
| 6,5W filament | E26.157.S30.F1R |
| 8,5W CCT set | E26.157.S30.V1K |
| 11W CCT set | E26.157.S30.T1K |

Pcs 1
Kg 15,2
mc 0,214

GARDEN REVIVAL
GARDEN CLASSIC
BOLLARD
UP&DOWN
DOWNLIGHT
IN-GROUND
BRICKLIGHT
FLOODLIGHT
BULKHEAD
SOLAR
URBAN CLASSIC
URBAN REVIVAL
URBAN MODERN
POST
LAMPS

SALEM

MEDIUM SIZE



E27 hexagonal lantern in classic style, made of shockproof resin material, UV-rays stabilized, rust and corrosion-free. Modular construction suitable for post top, hanging and wall installation. Supplied as optional with TÜV-CB certified, long-life and efficient **LED lamps** suitable for outdoor use. Insulation class II, protection rating IP55.

*Lanterna esagonale E27 in stile classico, realizzata in resina antiurto, stabilizzata ai raggi UV, inattaccabile da ruggine e corrosione. Idonea per il montaggio a palo, a sospensione o a parete. Fornita anche completa di **lampadine LED** adatte ad uso in ambiente esterno, certificate TÜV-CB, di lunga durata ed elevata efficienza. Classe di isolamento II, grado di protezione IP55.*

| | | | |
|---------------------------------|-----------------|----------------------------|--------|
| | | | |
| 6,5W 800 lm | 8,5W 920 lm | 11W 1200 lm | |
| 2700 K | 2700 K | 4000 K | 6500 K |
| +80°C -30° | 90% HUMIDITY | VOLTAGE SURGE RESISTANT | |
| INDOOR & OUTDOOR USE | | | |



K26.111.F1R

| | | | | | |
|--|--|--|--|--|--|
| | | | | | |
| | | | | | |





SALEM - LANTERN COMPONENTS

IP55

Decorative **PINNACLE** to be mounted on the roof top for post installation or on the lantern base for hanging installation.

***PINNACOLO** decorativo applicabile alla sommità del tetto (montaggio a palo) o sulla base della gabbia (montaggio a sospensione).*

Lantern **ROOF** made of shockproof resin material, UV rays stabilized and supplied with E27 lampholder. Tool-free opening for relamping and maintenance.

***TETTO** realizzato in resina antiurto, stabilizzata ai raggi UV, fornito completo di portalamпада E27. Rimovibile senza l'ausilio di attrezzi per manutenzione e cambio lampadina.*

DIFFUSER made of UV stabilized polymethylmethacrylate (PMMA) resistant to yellowing process due to sun rays, available in clear or opal color and provided with recess for power cable supply. Made of one piece only and closed at the bottom to ensure high protection against external agents (IP 55).

***DIFFUSORE** in polimetilmetacrilato (PMMA) resistente al processo di ingiallimento dovuto ai raggi solari, disponibile in colore trasparente od opale e provvisto di scanalatura per il passaggio del cavo di alimentazione. Realizzato in un pezzo unico e con fondo chiuso per garantire un alto livello di protezione contro gli agenti esterni (IP 55).*

CAGE made of shockproof resin material, UV-rays stabilized, rust and corrosion-free.

***GABBIA** realizzata in resina antiurto, stabilizzata ai raggi UV, inattaccabile da ruggine e corrosione.*



SALEM
K26.000 *

Dimensions and weight
Height: 410 mm
Width: 260 mm
Depth: 227 mm
Weight: 1,3 Kg

Moulded colours:
 Black White

Painted colours:
 Antique green Antique bronze

Diffuser PMMA:
 Clear Opal

| E27 FILAMENT | E27 CCT SET(*) | 100 - 240 V | *ADD. SUFFIX | | | | | | | | | | | | | | | | | | | | |
|---|--|---|----------------------------|---------------|---------------------|------------------|--|----------|------|------------------|--------|------|--|-------|--------|----------------------------|------|--|------|---------|----------------------------|------|--|
| | | suitable lamps: CFL-LED max 160 mm | E27 lampholder only .E27 | | | | | | | | | | | | | | | | | | | | |
| | | <table border="1"> <thead> <tr> <th>LAMP</th> <th>POWER</th> <th>LUMINOUS FLUX UP TO</th> <th>COLOUR TEMP.</th> <th></th> </tr> </thead> <tbody> <tr> <td></td> <td>6,5W</td> <td>800 lm</td> <td>2700 K</td> <td>.F1R</td> </tr> <tr> <td></td> <td>8,5 W</td> <td>920 lm</td> <td>6500 K 4000 K 2700 K</td> <td>.V1K</td> </tr> <tr> <td></td> <td>11 W</td> <td>1200 lm</td> <td>6500 K 4000 K 2700 K</td> <td>.T1K</td> </tr> </tbody> </table> | LAMP | POWER | LUMINOUS FLUX UP TO | COLOUR TEMP. | | | 6,5W | 800 lm | 2700 K | .F1R | | 8,5 W | 920 lm | 6500 K 4000 K 2700 K | .V1K | | 11 W | 1200 lm | 6500 K 4000 K 2700 K | .T1K | |
| LAMP | POWER | LUMINOUS FLUX UP TO | COLOUR TEMP. | | | | | | | | | | | | | | | | | | | | |
| | 6,5W | 800 lm | 2700 K | .F1R | | | | | | | | | | | | | | | | | | | |
| | 8,5 W | 920 lm | 6500 K 4000 K 2700 K | .V1K | | | | | | | | | | | | | | | | | | | |
| | 11 W | 1200 lm | 6500 K 4000 K 2700 K | .T1K | | | | | | | | | | | | | | | | | | | |
| <ul style="list-style-type: none"> perfect MATCHING WITH DECORATIVE LANTERNS. SUITABLE FOR OUTDOOR USE: 100-240V driver. 360°OMNIDIRECTIONAL LIGHT. HIGH EFFICIENCY: 90% ENERGY SAVING. | <ul style="list-style-type: none"> A60 CCT SETTABLE: 2700K/4000K/6500K. SUITABLE FOR OUTDOOR USE: 100-240V driver. EYE COMFORT opal glass. HIGH EFFICIENCY: >85% ENERGY SAVING. | <table border="1"> <tr> <td></td> <td>6,5W filament</td> <td>=</td> <td>60W incandescent</td> </tr> <tr> <td></td> <td>8,5W CCT</td> <td>=</td> <td>75W incandescent</td> </tr> </table> <p>SAVE up to 89%</p> | | 6,5W filament | = | 60W incandescent | | 8,5W CCT | = | 75W incandescent | | | | | | | | | | | | | |
| | 6,5W filament | = | 60W incandescent | | | | | | | | | | | | | | | | | | | | |
| | 8,5W CCT | = | 75W incandescent | | | | | | | | | | | | | | | | | | | | |

LED LAMPS

Comply with: EU2019/2015
EU2019/2020
Technical details on page 636.

CCT SETTABLE LED LAMP(*)

PHOTOMETRIC DATA SAMPLE

SALEM lantern clear with Fumagalli Led Lamp CCT set 8,5W.

POST height 2mt
6x6mt area: average 6 lux

The photometric data for all the versions are available upon request or on our website.

CCT switch settable in three different positions, to select the desired Kelvin temperature (2700K/4000K/6500K) and get a customized ambience.

* ADD THESE SUFFIXES TO THE REFERENCES MENTIONED IN THE CATALOGUE

SALEM

MEDIUM SIZE



MADE IN ITALY



| BISSO/SALEM | |
|-----------------------------|-------------|
| E27 lampholder | K26.131.E27 |
| 6,5W filament | K26.131.F1R |
| 8,5W CCT set | K26.131.V1K |
| 11W CCT set | K26.131.T1K |
| Pcs 12 Kg 19 mc 0,225 | |

| SICHEM/SALEM | |
|-----------------------------|-------------|
| E27 lampholder | K26.120.E27 |
| 6,5W filament | K26.120.F1R |
| 8,5W CCT set | K26.120.V1K |
| 11W CCT set | K26.120.T1K |
| Pcs 12 Kg 19 mc 0,225 | |

| SALEM | |
|-----------------------------|--|
| K26.000 | |
| Pcs 1 Kg 1,3 mc 0,018 | |

| MINILOT/SALEM | |
|-----------------------------|-------------|
| E27 lampholder | K26.111.E27 |
| 6,5W filament | K26.111.F1R |
| 8,5W CCT set | K26.111.V1K |
| 11W CCT set | K26.111.T1K |
| Pcs 12 Kg 19 mc 0,225 | |

| PORPORA/SALEM | |
|---------------------------|-------------|
| E27 lampholder | K26.141.E27 |
| 6,5W filament | K26.141.F1R |
| 8,5W CCT set | K26.141.V1K |
| 11W CCT set | K26.141.T1K |
| Pcs 1 Kg 4 mc 0,034 | |

| IAFET/SALEM resin | |
|-----------------------------|-------------|
| E27 lampholder | K26.162.E27 |
| 6,5W filament | K26.162.F1R |
| 8,5W CCT set | K26.162.V1K |
| 11W CCT set | K26.162.T1K |
| Pcs 2 Kg 7,9 mc 0,086 | |

| MIZAR/SALEM resin | |
|--------------------------|-------------|
| E27 lampholder | K26.151.E27 |
| 6,5W filament | K26.151.F1R |
| 8,5W CCT set | K26.151.V1K |
| 11W CCT set | K26.151.T1K |
| Pcs 1 Kg 3 mc 0,07 | |

| ALOE'R/SALEM resin | |
|-----------------------------|-------------|
| E27 lampholder | K26.163.E27 |
| 6,5W filament | K26.163.F1R |
| 8,5W CCT set | K26.163.V1K |
| 11W CCT set | K26.163.T1K |
| Pcs 2 Kg 8,6 mc 0,121 | |

| ARTU'/SALEM | |
|-----------------------------|-------------|
| E27 lampholder | K26.158.E27 |
| 6,5W filament | K26.158.F1R |
| 8,5W CCT set | K26.158.V1K |
| 11W CCT set | K26.158.T1K |
| Pcs 1 Kg 9,6 mc 0,148 | |

SALEM

MEDIUM SIZE





RICU BISSO/SALEM 2+1

| | |
|-----------------------|-----------------|
| E27 lampholder | K26.157.S21.E27 |
| 6,5W filament | K26.157.S21.F1R |
| 8,5W CCT set | K26.157.S21.V1K |
| 11W CCT set | K26.157.S21.T1K |

Pcs 1
Kg 13
mc 0,214

RICU BISSO/SALEM 3+1

| | |
|-----------------------|-----------------|
| E27 lampholder | K26.157.S31.E27 |
| 6,5W filament | K26.157.S31.F1R |
| 8,5W CCT set | K26.157.S31.V1K |
| 11W CCT set | K26.157.S31.T1K |

Pcs 1
Kg 14,3
mc 0,214

GIGI/SALEM

| | |
|-----------------------|-------------|
| E27 lampholder | K26.156.E27 |
| 6,5W filament | K26.156.F1R |
| 8,5W CCT set | K26.156.V1K |
| 11W CCT set | K26.156.T1K |

Pcs 1
Kg 10,9
mc 0,172

RICU/SALEM

| | |
|-----------------------|-------------|
| E27 lampholder | K26.157.E27 |
| 6,5W filament | K26.157.F1R |
| 8,5W CCT set | K26.157.V1K |
| 11W CCT set | K26.157.T1K |

Pcs 1
Kg 11,7
mc 0,18

RICU BISSO/SALEM 2L

| | |
|-----------------------|-----------------|
| E27 lampholder | K26.157.S20.E27 |
| 6,5W filament | K26.157.S20.F1R |
| 8,5W CCT set | K26.157.S20.V1K |
| 11W CCT set | K26.157.S20.T1K |

Pcs 1
Kg 14,2
mc 0,214

RICU BISSO/SALEM 3L

| | |
|-----------------------|-----------------|
| E27 lampholder | K26.157.S30.E27 |
| 6,5W filament | K26.157.S30.F1R |
| 8,5W CCT set | K26.157.S30.V1K |
| 11W CCT set | K26.157.S30.T1K |

Pcs 1
Kg 15,2
mc 0,214

GARDEN REVIVAL
GARDEN CLASSIC
BOLLARD
UP&DOWN
DOWNLIGHT
IN-GROUND
BRICKLIGHT
FLOODLIGHT
BULKHEAD
SOLAR
URBAN CLASSIC
URBAN REVIVAL
URBAN MODERN
POST
LAMPS

GOLIA

MEDIUM SIZE



E27 square lantern in classic style, made of shockproof resin material, UV-rays stabilized, rust and corrosion-free. Modular construction suitable for post top, hanging and wall installation. Supplied as optional with TÜV-CB certified, long-life and efficient **LED lamps** suitable for outdoor use. Insulation class II, protection rating IP55.

Lanterna quadra E27 in stile classico, realizzata in resina antiurto, stabilizzata ai raggi UV, inattaccabile da ruggine e corrosione. Idonea per il montaggio a palo, a sospensione o a parete. Fornita anche completa di lampadine LED adatte ad uso in ambiente esterno, certificate TÜV-CB, di lunga durata ed elevata efficienza. Classe di isolamento II, grado di protezione IP55.

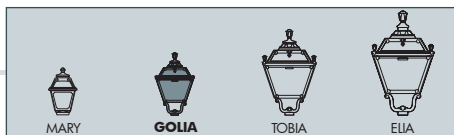


| | | | |
|---------------------------------|----------------|-------------------------|--------|
| | | | |
| 6,5W 800 lm | 8,5W 920 lm | 11W 1200 lm | |
| 2700 K | 2700 K | 4000 K | 6500 K |
| +80°C -30° | 90% HUMIDITY | VOLTAGE SURGE RESISTANT | |
| INDOOR & OUTDOOR USE | | | |

Q23.131.F1R

| | | | | | |
|--|--|--|--|--|--|
| | | | | | |
| | | | | | |
| | | | | | |

MADE IN ITALY



GOLIA - LANTERN COMPONENTS

IP55



Decorative **PINNACLE** to be mounted on the roof top for post installation or on the lantern base for hanging installation.

PINNACOLO decorativo applicabile alla sommità del tetto (montaggio a palo) o sulla base della gabbia (montaggio a sospensione).

Lantern **ROOF** made of shockproof resin material, UV rays stabilized and supplied with E27 lampholder. Tool-free opening for relamping and maintenance.

TETTO realizzato in resina antiurto, stabilizzata ai raggi UV, fornito completo di portalamпада E27. Rimovibile senza l'ausilio di attrezzi per manutenzione e cambio lampadina.

DIFFUSER made of UV stabilized polymethylmethacrylate (PMMA) resistant to yellowing process due to sun rays, available in clear or opal color and provided with recess for power cable supply. Made of one piece only and closed at the bottom to ensure high protection against external agents (IP 55).

DIFFUSORE in polimetilmetacrilato (PMMA) resistente al processo di ingiallimento dovuto ai raggi solari, disponibile in colore trasparente od opale e provvisto di scanalatura per il passaggio del cavo di alimentazione. Realizzato in un pezzo unico e con fondo chiuso per garantire un alto livello di protezione contro gli agenti esterni (IP 55).

CAGE made of shockproof resin material, UV-rays stabilized, rust and corrosion-free.

GABBIA realizzata in resina antiurto, stabilizzata ai raggi UV, inattaccabile da ruggine e corrosione.



Dimensions and weight

Height: 360 mm
Width: 230 mm
Depth: 230 mm
Weight: 1,3 Kg

Moulded colours:

Black White

Painted colours:

Antique green Antique bronze

Diffuser PMMA:

Clear Opal

E27 FILAMENT



- perfect **MATCHING WITH DECORATIVE LANTERNS.**
- **SUITABLE FOR OUTDOOR USE:** 100-240V driver.
- **360°OMNIDIRECTIONAL LIGHT.**
- **HIGH EFFICIENCY:** 90% ENERGY SAVING.



E27 CCT SET(*)





- **A60 CCT SETTABLE:** 2700K/4000K/6500K.
- **SUITABLE FOR OUTDOOR USE:** 100-240V driver.
- **EYE COMFORT** opal glass.
- **HIGH EFFICIENCY:** >85% ENERGY SAVING.

100 - 240 V

*ADD SUFFIX

| | | | | |
|--|-------|-------------------------------|----------------------------|------|
| suitable lamps: CFL-LED max 160 mm | | E27 lampholder only | | .E27 |
| LAMP | POWER | LUMINOUS FLUX UP TO | COLOUR TEMP. | |
|  FILAMENT LED E27 | 6,5W | 800 lm | 2700 K | .F1R |
|  CCT SET LED E27 | 8,5 W | 920 lm | 6500 K 4000 K 2700 K | .V1K |

 **6,5W filament** = **60W incandescent**

 **8,5W CCT**

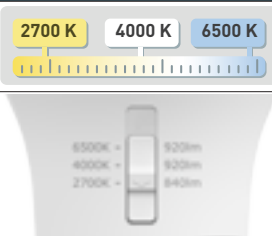
SAVE up to 89%

LED LAMPS



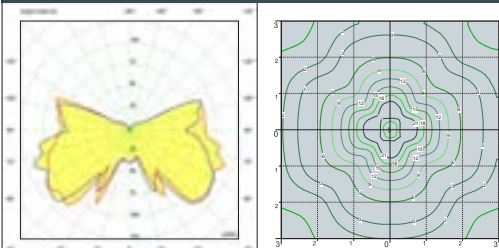
Comply with: EU2019/2015
EU2019/2020
Technical details on page 636.

CCT SETTABLE LED LAMP(*)



CCT switch settable in three different positions, to select the desired Kelvin temperature (2700K/4000K/6500K) and get a customized ambience.

PHOTOMETRIC DATA SAMPLE



GOLIA lantern clear with Fumagalli Led Lamp CCT set 8,5W.

POST height 2mt
6x6mt area: average 6 lux

The photometric data for all the versions are available upon request or on our website.

* ADD THESE SUFFIXES TO THE REFERENCES MENTIONED IN THE CATALOGUE

GARDEN REVIVAL
GARDEN CLASSIC
BOLLARD
UP&DOWN
DOWNLIGHT
IN-GROUND
BRICKLIGHT
FLOODLIGHT
BULKHEAD
SOLAR
URBAN CLASSIC
URBAN REVIVAL
URBAN MODERN
POST
LAMPS

GOLIA

MEDIUM SIZE



Q23.111.V1K

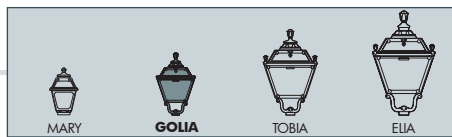


Q23.151.V1K



Q23.120.F1R

MADE IN ITALY



BISSO/GOLIA

| | |
|-----------------------|-------------|
| E27 lampholder | Q23.131.E27 |
| 6,5W filament | Q23.131.F1R |
| 8,5W CCT set | Q23.131.V1K |

Pcs 12
Kg 19
mc 0,225

PORPORA/GOLIA

| | |
|-----------------------|-------------|
| E27 lampholder | Q23.141.E27 |
| 6,5W filament | Q23.141.F1R |
| 8,5W CCT set | Q23.141.V1K |

Pcs 1
Kg 4
mc 0,034

MINILOT/GOLIA

| | |
|-----------------------|-------------|
| E27 lampholder | Q23.111.E27 |
| 6,5W filament | Q23.111.F1R |
| 8,5W CCT set | Q23.111.V1K |

Pcs 12
Kg 19
mc 0,225

GOLIA

Q23.000

Pcs 1
Kg 1,3
mc 0,018

SICHEM/GOLIA

| | |
|-----------------------|-------------|
| E27 lampholder | Q23.120.E27 |
| 6,5W filament | Q23.120.F1R |
| 8,5W CCT set | Q23.120.V1K |

Pcs 12
Kg 19
mc 0,225

MIZAR/GOLIA resin

| | |
|-----------------------|-------------|
| E27 lampholder | Q23.151.E27 |
| 6,5W filament | Q23.151.F1R |
| 8,5W CCT set | Q23.151.V1K |

Pcs 1
Kg 3
mc 0,07

IAFET/GOLIA resin

| | |
|-----------------------|-------------|
| E27 lampholder | Q23.162.E27 |
| 6,5W filament | Q23.162.F1R |
| 8,5W CCT set | Q23.162.V1K |

Pcs 2
Kg 7,9
mc 0,086

ALOE'R/GOLIA resin

| | |
|-----------------------|-------------|
| E27 lampholder | Q23.163.E27 |
| 6,5W filament | Q23.163.F1R |
| 8,5W CCT set | Q23.163.V1K |

Pcs 2
Kg 8,6
mc 0,121

ARTU'/GOLIA

| | |
|-----------------------|-------------|
| E27 lampholder | Q23.158.E27 |
| 6,5W filament | Q23.158.F1R |
| 8,5W CCT set | Q23.158.V1K |

Pcs 1
Kg 9,6
mc 0,148

GIGI/GOLIA

| | |
|-----------------------|-------------|
| E27 lampholder | Q23.156.E27 |
| 6,5W filament | Q23.156.F1R |
| 8,5W CCT set | Q23.156.V1K |

Pcs 1
Kg 10,9
mc 0,172

RICU/GOLIA

| | |
|-----------------------|-------------|
| E27 lampholder | Q23.157.E27 |
| 6,5W filament | Q23.157.F1R |
| 8,5W CCT set | Q23.157.V1K |

Pcs 1
Kg 11,7
mc 0,18

LAMPS
POST
URBAN MODERN
URBAN REVIVAL
URBAN CLASSIC
SOLAR
BULKHEAD
FLOODLIGHT
BRICKLIGHT
IN-GROUND
DOWNLIGHT
UP&DOWN
BOLLARD
GARDEN CLASSIC
GARDEN REVIVAL

GOLIA

MEDIUM SIZE



Q23.157.S30.F1R

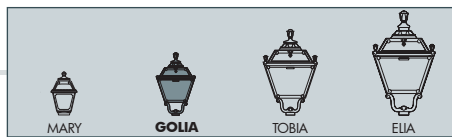


Q23.156.S20.V1K



Q23.151.F1R





GIGI BISSO/GOLIA 2L

| | |
|-----------------------|-----------------|
| E27 lampholder | Q23.156.S20.E27 |
| 6,5W filament | Q23.156.S20.F1R |
| 8,5W CCT set | Q23.156.S20.V1K |

Pcs 1
Kg 13,5
mc 0,182

GIGI BISSO/GOLIA 3L

| | |
|-----------------------|-----------------|
| E27 lampholder | Q23.156.S30.E27 |
| 6,5W filament | Q23.156.S30.F1R |
| 8,5W CCT set | Q23.156.S30.V1K |

Pcs 1
Kg 14,7
mc 0,182

GIGI BISSO/GOLIA 2+1

| | |
|-----------------------|-----------------|
| E27 lampholder | Q23.156.S21.E27 |
| 6,5W filament | Q23.156.S21.F1R |
| 8,5W CCT set | Q23.156.S21.V1K |

Pcs 1
Kg 14,7
mc 0,182

GIGI BISSO/GOLIA 3+1

| | |
|-----------------------|-----------------|
| E27 lampholder | Q23.156.S31.E27 |
| 6,5W filament | Q23.156.S31.F1R |
| 8,5W CCT set | Q23.156.S31.V1K |

Pcs 1
Kg 16
mc 0,182

RICU BISSO/GOLIA 2L

| | |
|-----------------------|-----------------|
| E27 lampholder | Q23.157.S20.E27 |
| 6,5W filament | Q23.157.S20.F1R |
| 8,5W CCT set | Q23.157.S20.V1K |

Pcs 1
Kg 14,2
mc 0,214

RICU BISSO/GOLIA 3L

| | |
|-----------------------|-----------------|
| E27 lampholder | Q23.157.S30.E27 |
| 6,5W filament | Q23.157.S30.F1R |
| 8,5W CCT set | Q23.157.S30.V1K |

Pcs 1
Kg 15,2
mc 0,214

RICU BISSO/GOLIA 2+1

| | |
|-----------------------|-----------------|
| E27 lampholder | Q23.157.S21.E27 |
| 6,5W filament | Q23.157.S21.F1R |
| 8,5W CCT set | Q23.157.S21.V1K |

Pcs 1
Kg 15,2
mc 0,214

RICU BISSO/GOLIA 3+1

| | |
|-----------------------|-----------------|
| E27 lampholder | Q23.157.S31.E27 |
| 6,5W filament | Q23.157.S31.F1R |
| 8,5W CCT set | Q23.157.S31.V1K |

Pcs 1
Kg 16,5
mc 0,214

GARDEN REVIVAL
GARDEN CLASSIC
BOLLARD
UP&DOWN
DOWNLIGHT
IN-GROUND
BRICKLIGHT
FLOODLIGHT
BULKHEAD
SOLAR
URBAN CLASSIC
URBAN REVIVAL
URBAN MODERN
POST
LAMPS

CEFA

MEDIUM SIZE



E27 square lantern in classic style, made of shockproof resin material, UV-rays stabilized, rust and corrosion-free. Modular construction suitable for post top, hanging and wall installation. Supplied as optional with TÜV-CB certified, long-life and efficient **LED lamps** suitable for outdoor use. Insulation class II, protection rating IP55.

Lanterna quadra E27 in stile classico, realizzata in resina antiurto, stabilizzata ai raggi UV, inattaccabile da ruggine e corrosione. Idonea per il montaggio a palo, a sospensione o a parete. Fornita anche completa di lampadine LED adatte ad uso in ambiente esterno, certificate TÜV-CB, di lunga durata ed elevata efficienza. Classe di isolamento II, grado di protezione IP55.

| | | |
|----------------|----------------|----------------|
| 6,5W 800 lm | 8,5W 920 lm | 11W 1200 lm |
| 2700 K | 2700 K | 4000 K 6500 K |

+80°C -30°C 90% HUMIDITY VOLTAGE SURGE RESISTANT

INDOOR & OUTDOOR USE



U23.111.F1R

| | | | | | |
|--|--|--|--|--|--|
| | | | | | |
| | | | | | |





CEFA - LANTERN COMPONENTS

IP55



Decorative **PINNACLE** to be mounted on the roof top for post installation or on the lantern base for hanging installation.

PINNACOLO decorativo applicabile alla sommità del tetto (montaggio a palo) o sulla base della gabbia (montaggio a sospensione).

Lantern **ROOF** made of shockproof resin material, UV rays stabilized and supplied with E27 lampholder. Tool-free opening for relamping and maintenance.

TETTO realizzato in resina antiurto, stabilizzata ai raggi UV, fornito completo di portalamпада E27. Rimovibile senza l'ausilio di attrezzi per manutenzione e cambio lampadina.

DIFFUSER made of UV stabilized polymethylmethacrylate (PMMA) resistant to yellowing process due to sun rays, available in clear or opal color and provided with recess for power cable supply. Made of one piece only and closed at the bottom to ensure high protection against external agents (IP 55).

DIFFUSORE in polimetilmetacrilato (PMMA) resistente al processo di ingiallimento dovuto ai raggi solari, disponibile in colore trasparente od opale e provvisto di scanalatura per il passaggio del cavo di alimentazione. Realizzato in un pezzo unico e con fondo chiuso per garantire un alto livello di protezione contro gli agenti esterni (IP 55).

CAGE made of shockproof resin material, UV-rays stabilized, rust and corrosion-free.

GABBIA realizzata in resina antiurto, stabilizzata ai raggi UV, inattaccabile da ruggine e corrosione.

CEFA

U23.000 *



Dimensions and weight

Height: 380 mm
Width: 230 mm
Depth: 230 mm
Weight: 1,3 Kg

Moulded colours:

Black White

Painted colours:

Antique green Antique bronze

Diffuser PMMA:

Clear Opal

E27 FILAMENT



- perfect **MATCHING WITH DECORATIVE LANTERNS.**
- **SUITABLE FOR OUTDOOR USE:** 100-240V driver.
- **360°OMNIDIRECTIONAL LIGHT.**
- **HIGH EFFICIENCY:** 90% ENERGY SAVING.

E27 CCT SET(*)



- **A60 CCT SETTABLE:** 2700K/4000K/6500K.
- **SUITABLE FOR OUTDOOR USE:** 100-240V driver.
- **EYE COMFORT** opal glass.
- **HIGH EFFICIENCY:** >85% ENERGY SAVING.

100 - 240 V

*ADD SUFFIX

| | | | | |
|--|-------|-------------------------------|----------------------------|------|
| suitable lamps: CFL-LED max 160 mm | | E27 lampholder only | | .E27 |
| LAMP | POWER | LUMINOUS FLUX UP TO | COLOUR TEMP. | |
| FILAMENT LED E27 | 6,5W | 800 lm | 2700 K | .F1R |
| CCT SET LED E27 | 8,5 W | 920 lm | 6500 K 4000 K 2700 K | .V1K |

6,5W filament = **60W** incandescent
 8,5W CCT

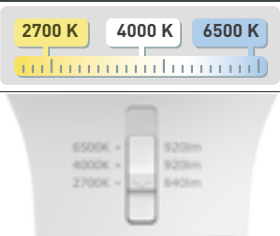
SAVE up to 89%

LED LAMPS



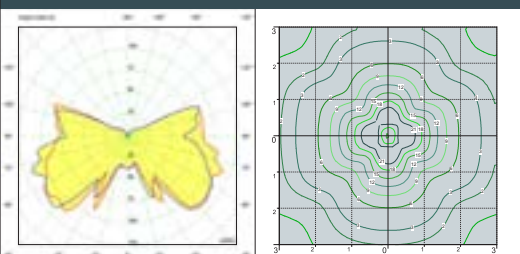
Comply with: EU2019/2015
EU2019/2020
Technical details on page 636.

CCT SETTABLE LED LAMP(*)



CCT switch settable in three different positions, to select the desired Kelvin temperature (2700K/4000K/6500K) and get a customized ambiance.

PHOTOMETRIC DATA SAMPLE



GOLIA lantern clear with Fumagalli Led Lamp CCT set 8,5W.

POST height 2mt
6x6mt area: average 6 lux

The photometric data for all the versions are available upon request or on our website.

* ADD THESE SUFFIXES TO THE REFERENCES MENTIONED IN THE CATALOGUE

GARDEN REVIVAL
GARDEN CLASSIC
BOLLARD
UP&DOWN
DOWNLIGHT
IN-GROUND
BRICKLIGHT
FLOODLIGHT
BULKHEAD
SOLAR
URBAN CLASSIC
URBAN REVIVAL
URBAN MODERN
POST
LAMPS

CEFA

MEDIUM SIZE





BISSO/CEFA

| | |
|-----------------------|-------------|
| E27 lampholder | U23.131.E27 |
| 6,5W filament | U23.131.F1R |
| 8,5W CCT set | U23.131.V1K |

Pcs 12
Kg 19
mc 0,225

PORPORA/CEFA

| | |
|-----------------------|-------------|
| E27 lampholder | U23.141.E27 |
| 6,5W filament | U23.141.F1R |
| 8,5W CCT set | U23.141.V1K |

Pcs 1
Kg 4
mc 0,034

MINILOT/CEFA

| | |
|-----------------------|-------------|
| E27 lampholder | U23.111.E27 |
| 6,5W filament | U23.111.F1R |
| 8,5W CCT set | U23.111.V1K |

Pcs 12
Kg 19
mc 0,225

CEFA

U23.000

Pcs 1
Kg 1,3
mc 0,018

SICHEM/CEFA

| | |
|-----------------------|-------------|
| E27 lampholder | U23.120.E27 |
| 6,5W filament | U23.120.F1R |
| 8,5W CCT set | U23.120.V1K |

Pcs 12
Kg 19
mc 0,225

MIZAR/CEFA resin

| | |
|-----------------------|-------------|
| E27 lampholder | U23.151.E27 |
| 6,5W filament | U23.151.F1R |
| 8,5W CCT set | U23.151.V1K |

Pcs 1
Kg 3
mc 0,07

IAFET/CEFA resin

| | |
|-----------------------|-------------|
| E27 lampholder | U23.162.E27 |
| 6,5W filament | U23.162.F1R |
| 8,5W CCT set | U23.162.V1K |

Pcs 2
Kg 7,9
mc 0,086

ALOE'.R/CEFA resin

| | |
|-----------------------|-------------|
| E27 lampholder | U23.163.E27 |
| 6,5W filament | U23.163.F1R |
| 8,5W CCT set | U23.163.V1K |

Pcs 2
Kg 8,6
mc 0,121

ARTU'/CEFA

| | |
|-----------------------|-------------|
| E27 lampholder | U23.158.E27 |
| 6,5W filament | U23.158.F1R |
| 8,5W CCT set | U23.158.V1K |

Pcs 1
Kg 9,6
mc 0,148

GIGI/CEFA

| | |
|-----------------------|-------------|
| E27 lampholder | U23.156.E27 |
| 6,5W filament | U23.156.F1R |
| 8,5W CCT set | U23.156.V1K |

Pcs 1
Kg 10,9
mc 0,172

RICU/CEFA

| | |
|-----------------------|-------------|
| E27 lampholder | U23.157.E27 |
| 6,5W filament | U23.157.F1R |
| 8,5W CCT set | U23.157.V1K |

Pcs 1
Kg 11,7
mc 0,18

LAMPS POST URBAN MODERN URBAN REVIVAL URBAN CLASSIC SOLAR BULKHEAD FLOODLIGHT BRICKLIGHT IN-GROUND DOWNLIGHT UP&DOWN BOLLARD GARDEN CLASSIC GARDEN REVIVAL

CEFA

MEDIUM SIZE



U23.157.S20.V1K



U23.157.S30.F1R



U23.158.V1K

MADE IN ITALY



GIGI BISSO/CEFA 2L

| | |
|-----------------------|-----------------|
| E27 lampholder | U23.156.S20.E27 |
| 6,5W filament | U23.156.S20.F1R |
| 8,5W CCT set | U23.156.S20.V1K |

Pcs 1
Kg 13,5
mc 0,182

GIGI BISSO/CEFA 3L

| | |
|-----------------------|-----------------|
| E27 lampholder | U23.156.S30.E27 |
| 6,5W filament | U23.156.S30.F1R |
| 8,5W CCT set | U23.156.S30.V1K |

Pcs 1
Kg 14,7
mc 0,182

GIGI BISSO/CEFA 2+1

| | |
|-----------------------|-----------------|
| E27 lampholder | U23.156.S21.E27 |
| 6,5W filament | U23.156.S21.F1R |
| 8,5W CCT set | U23.156.S21.V1K |

Pcs 1
Kg 14,7
mc 0,182

GIGI BISSO/CEFA 3+1

| | |
|-----------------------|-----------------|
| E27 lampholder | U23.156.S31.E27 |
| 6,5W filament | U23.156.S31.F1R |
| 8,5W CCT set | U23.156.S31.V1K |

Pcs 1
Kg 16
mc 0,182

RICU BISSO/CEFA 2L

| | |
|-----------------------|-----------------|
| E27 lampholder | U23.157.S20.E27 |
| 6,5W filament | U23.157.S20.F1R |
| 8,5W CCT set | U23.157.S20.V1K |

Pcs 1
Kg 14,2
mc 0,214

RICU BISSO/CEFA 3L

| | |
|-----------------------|-----------------|
| E27 lampholder | U23.157.S30.E27 |
| 6,5W filament | U23.157.S30.F1R |
| 8,5W CCT set | U23.157.S30.V1K |

Pcs 1
Kg 15,2
mc 0,214

RICU BISSO/CEFA 2+1

| | |
|-----------------------|-----------------|
| E27 lampholder | U23.157.S21.E27 |
| 6,5W filament | U23.157.S21.F1R |
| 8,5W CCT set | U23.157.S21.V1K |

Pcs 1
Kg 15,2
mc 0,214

RICU BISSO/CEFA 3+1

| | |
|-----------------------|-----------------|
| E27 lampholder | U23.157.S31.E27 |
| 6,5W filament | U23.157.S31.F1R |
| 8,5W CCT set | U23.157.S31.V1K |

Pcs 1
Kg 16,5
mc 0,214

GARDEN REVIVAL
GARDEN CLASSIC
BOLLARD
UP&DOWN
DOWNLIGHT
IN-GROUND
BRICKLIGHT
FLOODLIGHT
BULKHEAD
SOLAR
URBAN CLASSIC
URBAN REVIVAL
URBAN MODERN
POST
LAMPS

IESSE

SMALL SIZE



Half lantern in classic style with E27 lampholder, made of shockproof resin material, UV-rays stabilized, rust and corrosion-free. Supplied as optional with TÜV-CB certified, long-life and efficient LED lamps suitable for outdoor use. Insulation class II, protection rating IP 55.

Mezza lanterna in stile classico con portalampana E27, realizzata in resina antiurto, stabilizzata ai raggi UV, inattaccabile da ruggine e corrosione. Fornita anche completa di lampadine LED adatte ad uso in ambiente esterno, certificate TÜV-CB, di lunga durata ed elevata efficienza. Classe di isolamento II, grado di protezione IP55.




| | | | |
|---------------------------------|----------------|-------------------------|--------|
| | | | |
| 6,5W 800 lm | 8,5W 920 lm | 11W 1200 lm | |
| 2700 K | 2700 K | 4000 K | 6500 K |
| +80°C -30° | 90% HUMIDITY | VOLTAGE SURGE RESISTANT | |
| INDOOR & OUTDOOR USE | | | |



M22.000.F1R

| | | | | |
|------------|------------|-------------|--------------|------|
| | | | | |
| | | | | |
| RECYCLABLE | ANTI-SHOCK | TEMPERATURE | FILAMENT LED | WALL |





IESSE - LANTERN COMPONENTS

IP55



CAGE made of shockproof resin material, UV rays stabilized, rust and corrosion-free.

GABBIA realizzata in resina antiurto, stabilizzata ai raggi UV, inattaccabile da ruggine e corrosione.

DIFFUSER made of UV stabilized polymethylmethacrylate (PMMA) resistant to yellowing process due to sun rays, available in clear or opal color and made of one piece only.

DIFFUSORE in polimetilmetacrilato (PMMA) resistente al processo di ingiallimento dovuto ai raggi solari, disponibile in colore trasparente od opale e realizzato in un pezzo unico.

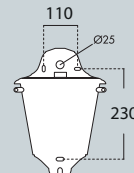
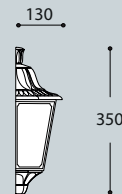
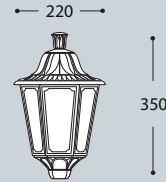
WALL PLATE made of shockproof white resin reflective material, UV rays stabilized, rust and corrosion-free. Supplied complete with E27 lampholder.

BASE A MURO realizzata in resina antiurto in colore bianco riflettente, stabilizzata ai raggi UV, inattaccabile da ruggine e corrosione. Fornita completa di portalampana E27.

IESSE

E27 M22.000.E27
6,5W filament M22.000.F1R
8,5W CCT set M22.000.V1K

Pcs 16
Kg 14
mc 0,224



IESSE

M22.000



Dimensions and weight

Height: 350 mm
Width: 220 mm
Depth: 130 mm
Weight: 0,8 Kg

Moulded colours:

Black White

Painted colours:

Antique green Antique bronze

Diffuser PMMA:

Clear Opal

E27 FILAMENT



E27 CCT SET(*)



100 - 240 V

*ADD SUFFIX

suitable lamps:
CFL-LED
max 160 mm

E27
lampholder only

.E27

| LAMP | POWER | LUMINOUS FLUX UP TO | COLOUR TEMP. | |
|------------------|-------|---------------------|--------------|------|
| FILAMENT LED E27 | 6,5W | 800 lm | 2700 K | .F1R |
| CCT SET LED E27 | 8,5 W | 920 lm | 6500 K | .V1K |
| | | | 4000 K | |
| | | | 2700 K | |

6,5W filament
 8,5W CCT
= 60W incandescent
SAVE up to 89%

- Perfect **MATCHING WITH DECORATIVE LANTERNS.**
- **SUITABLE FOR OUTDOOR USE:** 100-240V driver.
- **360°OMNIDIRECTIONAL LIGHT.**
- **HIGH EFFICIENCY:** 90% ENERGY SAVING.

- **A60 CCT SETTABLE:** 2700K/4000K/6500K.
- **SUITABLE FOR OUTDOOR USE:** 100-240V driver.
- **EYE COMFORT** opal glass.
- **HIGH EFFICIENCY:** >85% ENERGY SAVING.

LED LAMPS



LVD EMC ERP

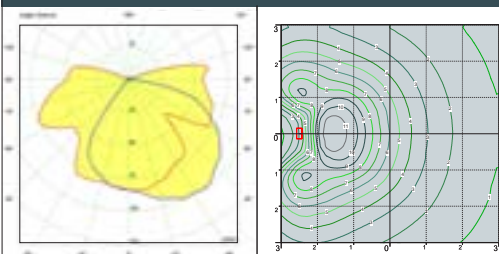
Comply with:EU2019/2015
EU2019/2020
Technical details on page 636.

CCT SETTABLE LED LAMP(*)



CCT switch settable in three different positions, to select the desired Kelvin temperature (2700K/4000K/6500K) and get a customized ambience.

PHOTOMETRIC DATA SAMPLE



IESSE lantern clear with Fumagalli Filament Led Lamp 6,5W.

height wall mounting: 2mt
6x6mt area: average 4 lux

The photometric data for all the versions are available upon request or on our website.

* ADD THESE SUFFIXES TO THE REFERENCES MENTIONED IN THE CATALOGUE


GARDEN REVIVAL
GARDEN CLASSIC
BOLLARD
UP&DOWN
DOWNLIGHT
IN-GROUND
BRICKLIGHT
FLOODLIGHT
BULKHEAD
SOLAR
URBAN CLASSIC
URBAN REVIVAL
URBAN MODERN
POST
LAMPS

DARIA

LARGE SIZE



Half lantern in classic style, made of shockproof resin material, UV-rays stabilized, rust and corrosion-free. E27 version with support for ballast fixation or supplied with TÜV-CB certified, long-life and efficient **LED lamps** suitable for outdoor use. Insulation class II, protection rating IP 55.



Mezza lanterna in stile classico, realizzata in resina antiurto, stabilizzata ai raggi UV, inattaccabile da ruggine e corrosione. Versione E27 idonea all'utilizzo di reattori o fornita completa di lampadine LED adatte ad uso in ambiente esterno, certificate TÜV-CB, di lunga durata ed elevata efficienza. Classe di isolamento II, grado di protezione IP55.


| | | | |
|---------------------------------|-----------------|----------------------------|--------|
| | | | |
| 6,5W 800 lm | 8,5W 920 lm | 11W 1200 lm | |
| 2700 K | 2700 K | 4000 K | 6500 K |
| +80°C -30° | 90% HUMIDITY | VOLTAGE SURGE RESISTANT | |
| INDOOR & OUTDOOR USE | | | |



M28.000.F1R

| | | | | | |
|--|--|--|--|--|--|
| | | | | | |
| | | | | | |





DARIA - LANTERN COMPONENTS

IP55



CAGE made of shockproof resin material, UV rays stabilized, rust and corrosion-free.

GABBIA realizzata in resina antiurto, stabilizzata ai raggi UV, inattaccabile da ruggine e corrosione.

DIFFUSER made of UV stabilized polymethylmethacrylate (PMMA) resistant to yellowing process due to sun rays, available in clear or opal color and made of one piece only.

DIFFUSORE in polimetilmetacrilato (PMMA) resistente al processo di ingiallimento dovuto ai raggi solari, disponibile in colore trasparente od opale e realizzato in un pezzo unico.

WALL PLATE made of shockproof white resin reflective material, UV rays stabilized, rust and corrosion-free. Supplied complete with E27 lampholder.

BASE A MURO realizzata in resina antiurto in colore bianco riflettente, stabilizzata ai raggi UV, inattaccabile da ruggine e corrosione. Fornita completa di portalamпада E27.

DARIA

E27 M28.000.E27
6,5W filament M28.000.F1R
11W CCT set M28.000.T1K

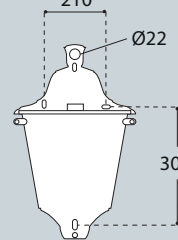
Pcs 1
Kg 2,3
mc 0,03



143



210



DARIA

M28.000



Dimensions and weight

Height: 515 mm
Width: 286 mm
Depth: 143 mm
Weight: 2,3 Kg

Moulded colours:

Black White

Painted colours:

Antique green Antique bronze

Diffuser PMMA:

Clear Opal

E27 FILAMENT



- Perfect **MATCHING WITH DECORATIVE LANTERNS.**
- **SUITABLE FOR OUTDOOR USE:** 100-240V driver.
- **360°OMNIDIRECTIONAL LIGHT.**
- **HIGH EFFICIENCY:** 90% ENERGY SAVING.

E27 CCT SET(*)



- **A60 CCT SETTABLE:** 2700K/4000K/6500K.
- **SUITABLE FOR OUTDOOR USE:** 100-240V driver.
- **EYE COMFORT** opal glass.
- **HIGH EFFICIENCY:** >85% ENERGY SAVING.

100 - 240 V

*ADD. SUFFIX

| suitable lamps: CFL-LED | | E27 lampholder only | | .E27 |
|-------------------------|-------------|----------------------------|---|------|
| LAMP | POWER | LUMINOUS FLUX UP TO | COLOUR TEMP. | |
| FILAMENT LED E27 | 6,5W | 800 lm | 2700 K | .F1R |
| CCT SET LED E27 | 11 W | 1200 lm | 6500 K 4000 K 2700 K | .T1K |

6,5W filament = **60W incandescent**

11W CCT = **75W incandescent**

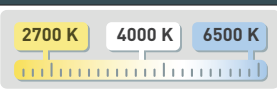
SAVE up to 89%

(*) LED LAMPS



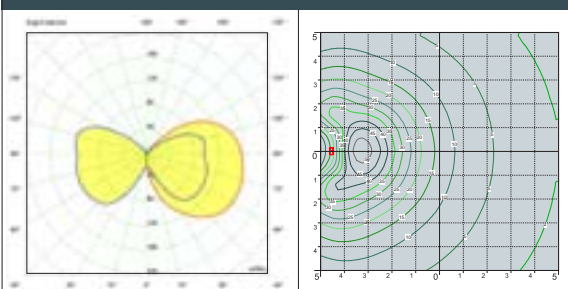
Comply with:EU2019/2015
EU2019/2020
Technical details on page 636.

CCT SETTABLE LED LAMP(*)



CCT switch settable in three different positions, to select the desired Kelvin temperature (2700K/4000K/6500K) and get a customized ambience.

PHOTOMETRIC DATA SAMPLE



DARIA lantern clear with Fumagalli Led Lamp CCT set 11W.

height wall mounting: 2,5mt
10x10mt area: average 8 lux

The photometric data for all the versions are available upon request or on our website.

* ADD THESE SUFFIXES TO THE REFERENCES MENTIONED IN THE CATALOGUE

GARDEN REVIVAL
GARDEN CLASSIC
BOLLARD
UP&DOWN
DOWNLIGHT
IN-GROUND
BRICKLIGHT
FLOODLIGHT
BULKHEAD
SOLAR
URBAN CLASSIC
URBAN REVIVAL
URBAN MODERN
POST
LAMPS

GLOBE 250 CLASSIC

SMALL SIZE



Ø 250 mm PMMA globe, complete with classic globe base made of shockproof resin material, UV-rays stabilized, rust and corrosion-free. Suitable for post top, hanging and wall installation. Supplied as optional with TÜV-CB certified, long-life and efficient **LED lamps** suitable for outdoor use. Insulation class II, protection rating IP 55.

*Globo Ø 250 mm in polimetilmetacrilato (PMMA) completo di base classica realizzata in resina antiurto, stabilizzata ai raggi UV, inattaccabile da ruggine e corrosione. Idoneo per il montaggio a palo, a sospensione o a parete. Fornito anche completo di **lampadine LED** adatte ad uso in ambiente esterno, certificate TÜV-CB, di lunga durata ed elevata efficienza. Classe di isolamento II, grado di protezione IP55.*



G25.131

| | | | |
|---------------------------------|--------------|-------------------------|--------|
| | | | |
| 6,5W | 8,5W | 11W | |
| 800 lm | 920 lm | 1200 lm | |
| 2700 K | 2700 K | 4000 K | 6500 K |
| +80°C -30°C | 90% HUMIDITY | VOLTAGE SURGE RESISTANT | |
| INDOOR & OUTDOOR USE | | | |

| | | | |
|--|--|--|--|
| | | | |
| | | | |
| | | | |
| | | | |





GLOBE 250 CLASSIC - COMPONENTS

IP55



Ø 250 mm **GLOBE** made of UV-rays stabilized polymethylmethacrylate (PMMA), one piece only. Available in clear, opal or smoked colour.

GLOBO Ø 250 mm in polimetilmetacrilato (PMMA), resistente all'ingiallimento ed ai raggi UV, realizzato in un unico pezzo. Disponibile nei colori trasparente, bianco o fumé.

Clear (X)

Opal (Y)

Smoked (Z)



GLOBE BASE with classic design, made of shockproof resin material, UV-rays stabilized, rust and corrosion-free. Supplied complete with E27 lampholder.

REGGIBOCCIA con disegno classico realizzato in resina antiurto, stabilizzato ai raggi UV, inattaccabile da ruggine e corrosione. Fornito completo di portalampada E27.

GLOBE 250 CLASSIC

G25.B25 *



Dimensions and weight

Height: 260 mm
Diameter: 250 mm
Weight: 0,8 Kg

Moulded colours:

Black White

Painted colours:

Antique green Antique bronze

Diffuser PMMA:

Clear Opal Smoked

E27 FILAMENT



E27 CCT SET(*)



100 - 240 V

*ADD. SUFFIX

| suitable lamps: CFL-LED | | E27 lampholder only | | .E27 |
|----------------------------|--------------|-------------------------------|----------------------------|------|
| LAMP | POWER | LUMINOUS FLUX UP TO | COLOUR TEMP. | |
| | 6,5W | 800 lm | 2700 K | .F1R |
| | 8,5 W | 920 lm | 6500 K 4000 K 2700 K | .V1K |
| | 11 W | 1200 lm | 6500 K 4000 K 2700 K | .T1K |

6,5W filament = 60W incandescent
8,5W CCT = 75W incandescent
11W CCT = 75W incandescent

SAVE up to 89%

- Perfect **MATCHING WITH DECORATIVE LANTERNS.**
- **SUITABLE FOR OUTDOOR USE:** 100-240V driver.
- **360°OMNIDIRECTIONAL LIGHT. HIGH EFFICIENCY:** 90% ENERGY SAVING.

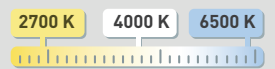
- **A60 CCT SETTABLE:** 2700K/4000K/6500K.
- **SUITABLE FOR OUTDOOR USE:** 100-240V driver.
- **EYE COMFORT** opal glass.
- **HIGH EFFICIENCY:** >85% ENERGY SAVING.

LED LAMPS



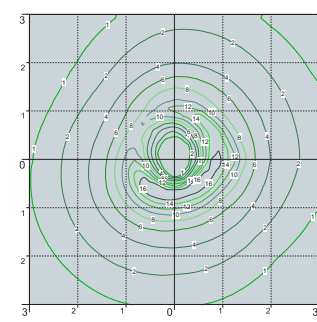
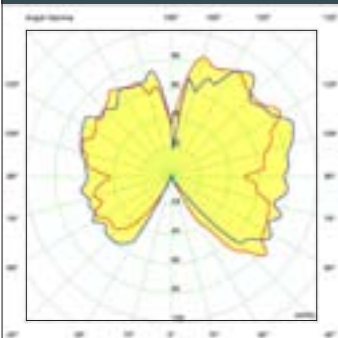
Comply with:EU2019/2015
EU2019/2020
Technical details on page 636.

CCT SETTABLE LED LAMP(*)



CCT switch settable in three different positions, to select the desired Kelvin temperature (2700K/4000K/6500K) and get a customized ambiance.

PHOTOMETRIC DATA SAMPLE



GLOBE 250 CLASSIC clear with Fumagalli Filament Led Lamp 6,5W.

POST height 1mt
6x6mt area: average 4 lux

The photometric data for all the versions are available upon request or on our website.

* ADD THESE SUFFIXES TO THE REFERENCES MENTIONED IN THE CATALOGUE

LAMPS POST URBAN MODERN URBAN REVIVAL URBAN CLASSIC SOLAR BULKHEAD FLOODLIGHT BRICKLIGHT IN-GROUND UP&DOWN BOLLARD GARDEN CLASSIC GARDEN REVIVAL

GLOBE 250 CLASSIC

SMALL SIZE



G25.158.S20



G25.156.F1R



G25.162.V1K



G25.131.F1R

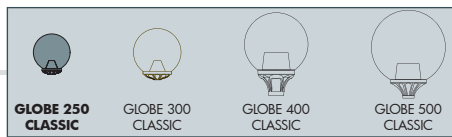


G25.110.F1R



G25.141.F1R





MIKROLOT/G250

| | |
|----------------------|-------------|
| E27 | G25.110.E27 |
| 6,5W filament | G25.110.F1R |
| 8,5W CCT set | G25.110.V1K |
| 11W CCT set | G25.110.T1K |

Pcs 36
Kg 42
mc 0,829

BISSO/G250

| | |
|----------------------|-------------|
| E27 | G25.131.E27 |
| 6,5W filament | G25.131.F1R |
| 8,5W CCT set | G25.131.V1K |
| 11W CCT set | G25.131.T1K |

Pcs 36
Kg 42
mc 0,829

PORPORA/G250

| | |
|----------------------|-------------|
| E27 | G25.141.E27 |
| 6,5W filament | G25.141.F1R |
| 8,5W CCT set | G25.141.V1K |
| 11W CCT set | G25.141.T1K |

Pcs 1
Kg 4
mc 0,028

GLOBE 250 CLASSIC

G25.B25.E27

Pcs 2
Kg 1,6
mc 0,025

MIZAR/G250 resin

| | |
|----------------------|-------------|
| E27 | G25.151.E27 |
| 6,5W filament | G25.151.F1R |
| 8,5W CCT set | G25.151.V1K |
| 11W CCT set | G25.151.T1K |

Pcs 2
Kg 4
mc 0,078

IAFET.R/G250 resin

| | |
|----------------------|-------------|
| E27 | G25.162.E27 |
| 6,5W filament | G25.162.F1R |
| 8,5W CCT set | G25.162.V1K |
| 11W CCT set | G25.162.T1K |

Pcs 2
Kg 6,9
mc 0,092

SICHEM/G250

| | |
|----------------------|-------------|
| E27 | G25.120.E27 |
| 6,5W filament | G25.120.F1R |
| 8,5W CCT set | G25.120.V1K |
| 11W CCT set | G25.120.T1K |

Pcs 36
Kg 42
mc 0,829

GIGI BISSO/G250 3L

| | |
|----------------------|-----------------|
| E27 | G25.156.S30.E27 |
| 6,5W filament | G25.156.S30.F1R |
| 8,5W CCT set | G25.156.S30.V1K |
| 11W CCT set | G25.156.S30.T1K |

Pcs 2
Kg 25,4
mc 0,31

RICU BISSO/G250 3L

| | |
|----------------------|-----------------|
| E27 | G25.157.S30.E27 |
| 6,5W filament | G25.157.S30.F1R |
| 8,5W CCT set | G25.157.S30.V1K |
| 11W CCT set | G25.157.S30.T1K |

Pcs 2
Kg 27,5
mc 0,339

ALOE'.R/G250 resin

| | |
|----------------------|-------------|
| E27 | G25.163.E27 |
| 6,5W filament | G25.163.F1R |
| 8,5W CCT set | G25.163.V1K |
| 11W CCT set | G25.163.T1K |

Pcs 2
Kg 7
mc 0,122

ARTU'/G250

| | |
|----------------------|-------------|
| E27 | G25.158.E27 |
| 6,5W filament | G25.158.F1R |
| 8,5W CCT set | G25.158.V1K |
| 11W CCT set | G25.158.T1K |

Pcs 2
Kg 17,1
mc 0,186

GIGI/G250

| | |
|----------------------|-------------|
| E27 | G25.156.E27 |
| 6,5W filament | G25.156.F1R |
| 8,5W CCT set | G25.156.V1K |
| 12W CCT set | G25.156.T1K |

Pcs 2
Kg 20,1
mc 0,217

GIGI BISSO/G250 2L

| | |
|----------------------|-----------------|
| E27 | G25.156.S20.E27 |
| 6,5W filament | G25.156.S20.F1R |
| 8,5W CCT set | G25.156.S20.V1K |
| 11W CCT set | G25.156.S20.T1K |

Pcs 2
Kg 23,7
mc 0,27

RICU BISSO/G250 2L

| | |
|----------------------|-----------------|
| E27 | G25.157.S20.E27 |
| 6,5W filament | G25.157.S20.F1R |
| 8,5W CCT set | G25.157.S20.V1K |
| 11W CCT set | G25.157.S20.T1K |

Pcs 2
Kg 24,8
mc 0,304

GARDEN REVIVAL
GARDEN CLASSIC
BOLLARD
UP&DOWN
DOWNLIGHT
IN-GROUND
BRICKLIGHT
FLOODLIGHT
BULKHEAD
SOLAR
URBAN CLASSIC
URBAN REVIVAL
URBAN MODERN
POST
LAMPS

GLOBE 300 CLASSIC

MEDIUM SIZE



Ø 300 mm PMMA globe, complete with classic globe base made of shockproof resin material, UV-rays stabilized, rust and corrosion-free. Suitable for post top, hanging and wall installation. Supplied as optional with TÜV-CB certified, long-life and efficient **LED lamps** suitable for outdoor use. Insulation class II, protection rating IP 55.

Globo Ø 300 mm in polimetilmetacrilato (PMMA) completo di base classica realizzata in resina antiurto, stabilizzata ai raggi UV, inattaccabile da ruggine e corrosione. Idoneo per il montaggio a palo, a sospensione o a parete. Fornito anche completo di lampadine LED adatte ad uso in ambiente esterno, certificate TÜV-CB, di lunga durata ed elevata efficienza. Classe di isolamento II, grado di protezione IP55.



G30.162



G30.111

| | | | |
|---------------------------------|-----------------|----------------------------|--------|
| | | | |
| 6,5W | 8,5W | 11W | |
| 800 lm | 920 lm | 1200 lm | |
| 2700 K | 2700 K | 4000 K | 6500 K |
| +80°C -30° | 90% HUMIDITY | VOLTAGE SURGE RESISTANT | |
| INDOOR & OUTDOOR USE | | | |

| | | | |
|--|--|--|--|
| | | | |
| | | | |
| | | | |
| | | | |






GLOBE 300 CLASSIC - COMPONENTS

IP55



Ø 300 mm **GLOBE** made of UV-rays stabilized polymethylmethacrylate (PMMA), one piece only. Available in clear, opal or smoked colour.

***GLOBO** Ø 300 mm in polimetilmetacrilato (PMMA), resistente all'ingiallimento ed ai raggi UV, realizzato in un unico pezzo. Disponibile nei colori trasparente, bianco o fumé.*



GLOBE BASE with classic design, made of shockproof resin material, UV-rays stabilized, rust and corrosion-free. Supplied complete with E27 lampholder.

***REGGIBOCCIA** con disegno classico realizzato in resina antiurto, stabilizzato ai raggi UV, inattaccabile da ruggine e corrosione. Fornito completo di portalampada E27.*

GLOBE 300 CLASSIC

G30.B30 *



Dimensions and weight

Height: 310 mm
Diameter: 300 mm
Weight: 1,1 Kg

Moulded colours:

Black White

Painted colours:

Antique green Antique bronze

Diffuser PMMA:

Clear Opal Smoked

E27 FILAMENT



- Perfect **MATCHING WITH DECORATIVE LANTERNS.**
- **SUITABLE FOR OUTDOOR USE:** 100-240V driver.
- **360°OMNIDIRECTIONAL LIGHT. HIGH EFFICIENCY: 90% ENERGY SAVING.**

E27 CCT SET(*)



- **A60 CCT SETTABLE:** 2700K/4000K/6500K.
- **SUITABLE FOR OUTDOOR USE:** 100-240V driver.
- **EYE COMFORT** opal glass.
- **HIGH EFFICIENCY: >85% ENERGY SAVING.**

100 - 240 V

*ADD. SUFFIX

| suitable lamps: CFL-LED | | E27 lampholder only | | .E27 |
|----------------------------|--------------|-------------------------------|----------------------------|------|
| LAMP | POWER | LUMINOUS FLUX UP TO | COLOUR TEMP. | |
| FILAMENT LED E27 | 6,5W | 800 lm | 2700 K | .F1R |
| CCT SET LED E27 | 8,5 W | 920 lm | 6500 K 4000 K 2700 K | .V1K |
| CCT SET LED E27 | 11 W | 1200 lm | 6500 K 4000 K 2700 K | .T1K |

6,5W filament = 60W incandescent
8,5W CCT = 75W incandescent
11W CCT = 75W incandescent

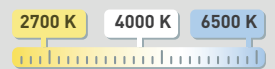
SAVE up to 89%

LED LAMPS



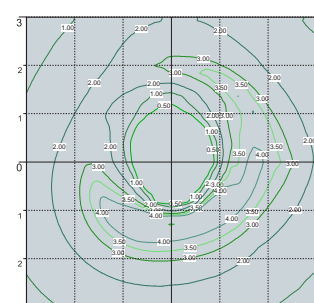

Comply with:EU2019/2015
EU2019/2020
Technical details on page 636.

CCT SETTABLE LED LAMP(*)



CCT switch settable in three different positions, to select the desired Kelvin temperature (2700K/4000K/6500K) and get a customized ambiance.

PHOTOMETRIC DATA SAMPLE



GLOBE 300 CLASSIC clear with Fumagalli Led Lamp CCT set 8,5W.

POST height 2mt
6x6mt area: average 3,5 lux

The photometric data for all the versions are available upon request or on our website.

* ADD THESE SUFFIXES TO THE REFERENCES MENTIONED IN THE CATALOGUE

LAMPS POST URBAN MODERN URBAN REVIVAL URBAN CLASSIC SOLAR BULKHEAD FLOODLIGHT BRICKLIGHT IN-GROUND DOWNLIGHT UP&DOWN BOLLARD GARDEN CLASSIC GARDEN REVIVAL

GLOBE 300 CLASSIC

MEDIUM SIZE



G30.157.S20.F1R



G30.131.F1R



G30.111.F1R



G30.120.F1R





| RICU BISSO/G300 2L | |
|------------------------------|-----------------|
| E27 | G30.157.S20.E27 |
| 6,5W filament | G30.157.S20.F1R |
| 8,5W CCT set | G30.157.S20.V1K |
| 11W CCT set | G30.157.S20.T1K |
| Pcs 2 Kg 29,4 mc 0,366 | |

| RICU BISSO/G300 3L | |
|------------------------------|-----------------|
| E27 | G30.157.S30.E27 |
| 6,5W filament | G30.157.S30.F1R |
| 8,5W CCT set | G30.157.S30.V1K |
| 11W CCT set | G30.157.S30.T1K |
| Pcs 2 Kg 31,8 mc 0,401 | |

| BISSO/G300 | |
|-------------------------------|-------------|
| E27 | G30.131.E27 |
| 6,5W filament | G30.131.F1R |
| 8,5W CCT set | G30.131.V1K |
| 11W CCT set | G30.131.T1K |
| Pcs 24 Kg 44,2 mc 0,638 | |

| SICHEM/G300 | |
|-------------------------------|-------------|
| E27 | G30.120.E27 |
| 6,5W filament | G30.120.F1R |
| 8,5W CCT set | G30.120.V1K |
| 11W CCT set | G30.120.T1K |
| Pcs 24 Kg 44,2 mc 0,638 | |

| GLOBE 300 CLASSIC | |
|-----------------------------|-------------|
| | G30.B30.E27 |
| Pcs 2 Kg 2,2 mc 0,059 | |

| RICU/G300 | |
|------------------------------|-------------|
| E27 | G30.157.E27 |
| 6,5W filament | G30.157.F1R |
| 8,5W CCT set | G30.157.V1K |
| 11W CCT set | G30.157.T1K |
| Pcs 2 Kg 22,2 mc 0,274 | |

| GIGI/G300 | |
|------------------------------|-------------|
| E27 | G30.156.E27 |
| 6,5W filament | G30.156.F1R |
| 8,5W CCT set | G30.156.V1K |
| 11W CCT set | G30.156.T1K |
| Pcs 2 Kg 20,7 mc 0,242 | |

| ARTU'/G300 | |
|------------------------------|-------------|
| E27 | G30.158.E27 |
| 6,5W filament | G30.158.F1R |
| 8,5W CCT set | G30.158.V1K |
| 11W CCT set | G30.158.T1K |
| Pcs 2 Kg 17,7 mc 0,211 | |

| ALOE'R/G300 | |
|-----------------------------|-------------|
| E27 | G30.163.E27 |
| 6,5W filament | G30.163.F1R |
| 8,5W CCT set | G30.163.V1K |
| 11W CCT set | G30.163.T1K |
| Pcs 2 Kg 8,2 mc 0,146 | |

| MINILOT/G300 | |
|-------------------------------|-------------|
| E27 | G30.111.E27 |
| 6,5W filament | G30.111.F1R |
| 8,5W CCT set | G30.111.V1K |
| 11W CCT set | G30.111.T1K |
| Pcs 24 Kg 44,2 mc 0,638 | |

| IAFET.R/G300 resin | |
|-----------------------------|-------------|
| E27 | G30.162.E27 |
| 6,5W filament | G30.162.F1R |
| 8,5W CCT set | G30.162.V1K |
| 11W CCT set | G30.162.T1K |
| Pcs 2 Kg 7,5 mc 0,117 | |

LAMPS
POST
URBAN MODERN
URBAN REVIVAL
URBAN CLASSIC
SOLAR
BULKHEAD
FLOODLIGHT
BRICKLIGHT
IN-GROUND
DOWNLIGHT
UP&DOWN
BOLLARD
GARDEN CLASSIC
GARDEN REVIVAL

GLOBE 300 CLASSIC

MEDIUM SIZE



G30.201.R20



G30.132.V1K



G30.201.R30.F1R



G30.201.T1K





RICU OFIR/G300 3L

| | |
|----------------------|-----------------|
| E27 | G30.157.R30.E27 |
| 6,5W filament | G30.157.R30.F1R |
| 8,5W CCT set | G30.157.R30.V1K |
| 11W CCT set | G30.157.R30.T1K |

Pcs 2
Kg 29,9
mc 0,439

MIRRA/G300

| | |
|----------------------|-------------|
| E27 | G30.142.E27 |
| 6,5W filament | G30.142.F1R |
| 8,5W CCT set | G30.142.V1K |
| 11W CCT set | G30.142.T1K |

Pcs 1
Kg 5,1
mc 0,077

OFIR/G300

| | |
|----------------------|-------------|
| E27 | G30.132.E27 |
| 6,5W filament | G30.132.F1R |
| 8,5W CCT set | G30.132.V1K |
| 11W CCT set | G30.132.T1K |

Pcs 2
Kg 4,6
mc 0,077

RICU OFIR/G300 2L

| | |
|----------------------|-----------------|
| E27 | G30.157.R20.E27 |
| 6,5W filament | G30.157.R20.F1R |
| 8,5W CCT set | G30.157.R20.V1K |
| 11W CCT set | G30.157.R20.T1K |

Pcs 2
Kg 26,3
mc 0,379

NEBO/G300

| | |
|----------------------|-------------|
| E27 | G30.201.E27 |
| 6,5W filament | G30.201.F1R |
| 8,5W CCT set | G30.201.V1K |
| 11W CCT set | G30.201.T1K |

Pcs 1
Kg 22,2
mc 0,163

NEBO OFIR/G300 2L

| | |
|----------------------|-----------------|
| E27 | G30.201.R20.E27 |
| 6,5W filament | G30.201.R20.F1R |
| 8,5W CCT set | G30.201.R20.V1K |
| 11W CCT set | G30.201.R20.T1K |

Pcs 1
Kg 25,7
mc 0,208

NEBO OFIR/G300 3L

| | |
|----------------------|-----------------|
| E27 | G30.201.R30.E27 |
| 6,5W filament | G30.201.R30.F1R |
| 8,5W CCT set | G30.201.R30.V1K |
| 11W CCT set | G30.201.R30.T1K |

Pcs 1
Kg 30,8
mc 0,237



BOLLARD

GARDEN REVIVAL
GARDEN CLASSIC
BOLLARD
UP&DOWN
DOWNLIGHT
IN-GROUND
BRICKLIGHT
FLOODLIGHT
BULKHEAD
SOLAR
URBAN CLASSIC
URBAN REVIVAL
URBAN MODERN
POST
LAMPS

ESTER

SQUARE BOLLARD



Architectural LED lamp range in modern style, made of shockproof resin material, UV-rays stabilized, rust and corrosion-free. Square bollards in different sizes, spike and wall mounted versions available. Supplied with stepped shape reflector and with TÜV-CB certified, long-life, efficient and **Kelvin settable GX53 LED lamps included**. Insulation class II, Protection rating IP55.

*Collezione di lampade architettoniche a LED in stile moderno, realizzata in resina antiurto, stabilizzata ai raggi UV, inattaccabile da ruggine e corrosione. Ampia gamma di versioni disponibili per installazioni su stelo bollard quadro in diverse altezze, con picchetto o a parete. Provvista di riflettore a scaletta piramidale e fornita con **incluse lampadine a LED GX53 con Kelvin impostabile certificate TÜV-CB di lunga durata ed elevata efficienza. Classe di isolamento II, grado di protezione IP55.***



DS1.564.D1K

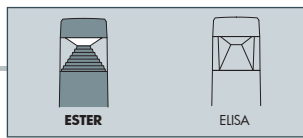
CCT SETTABLE

3000 K 4000 K 6500 K

SDCM < 6

| | | | | | |
|--|--|--|--|--|--|
| | | | | | |
| | | | | | |
| | | | | | |





ESTER COMPONENTS

IP55



CAP fixed to the diffuser with no visible screws made of shockproof resin material, UV-rays stabilized, rust and corrosion-free.

CALOTTA fissata al diffusore senza viti a vista, realizzata in resina antiurto, stabilizzata ai raggi UV, inattaccabile da ruggine e corrosione.

DIFFUSER in clear colour made of UV-rays stabilized polymethylmethacrilate (PMMA).

DIFFUSORE trasparente realizzato in polimetilmetacrilato (PMMA) resistente all'ingiallimento ed ai raggi UV.

REFLECTOR with stepped shape spreading the lighting output to emphasize the shape of the product. Made of shockproof resin material.

RIFLETTORE a scaletta piramidale che consente al fascio di luce di enfatizzare la sagoma del prodotto. Realizzato in resina antiurto.

INSTALLATION ELEMENTS:

- POLES for bollard versions
- BASE for wall and surface installation
- SPIKE for in ground installation

ELEMENTI DI FISSAGGIO:

- STELI per versione bollard
- BASE per installazione a parete e al suolo
- PICCHETTO per istallazione nel terreno

ESTER



Dimensions

Height: 165/500/800 mm
Width: 126 mm
Depth: 126 mm

Moulded colours:

- Black
- White
- Grey

Diffuser PMMA:

- Clear

LED LAMPS



Comply with: EU2019/2015
EU2019/2020
Technical details on page 636.

GX53 LED

100 - 240 V




| LAMP | POWER | LUMINOUS FLUX (Φ TOTAL) UP TO | COLOUR TEMP. | *ADD. SUFFIX |
|------|-------------|-------------------------------|--------------|--------------|
| | 3 W | 410 lm | 6500 K | .G1K |
| | | | 4000 K | |
| | | | 3000 K | |
| | 10 W | 1290 lm | 6500 K | .D1K |
| | | | 4000 K | |
| | | | 3000 K | |

- **COST SAVING:** long-life and efficient LED light sources.
- **BUILT-IN DRIVER:** quick and easy lamp replacement.
- **GREAT FLEXIBILITY:** GX53 standard lamp holder.
- **FUTURE-PROOFED LUMINARIES:** easy to upgrade.
- **SUITABLE FOR OUTDOOR USE:** driver fully protected against heat and humidity by silicone paste.

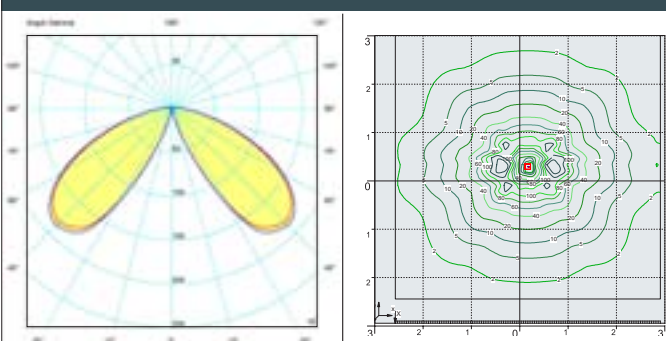
Bollard supplied with TÜV-CB certified, long-life, efficient and Kelvin settable GX53 LED lamp included. Different wattages available.

CCT SETTABLE LED LAMP



CCT switch settable in three different positions, to select the desired Kelvin temperature (3000K/4000K/6500K) and get a customized ambience.

PHOTOMETRIC DATA SAMPLE



ESTER 800 clear GX53 10W.

Bollard height 0,8 mt
Area: 6x6 mt - average 15 lux

The photometric data for all the versions are available upon request or on our website.

3W 410 Lm = 40W incandescent
SAVE 93%

10W 1290 Lm = 100W incandescent
SAVE 90%

* ADD THESE SUFFIXES TO THE REFERENCES MENTIONED IN THE CATALOGUE

ESTER

SQUARE BOLLARD



DS1.564.D1K



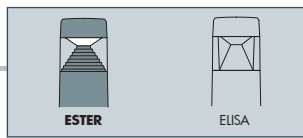
DS1.560.D1K



DS1.561.D1K



DS1.563.D1K



| ESTER 800 | |
|--|-------------|
| 3W | DS1.564.G1K |
| 10W | DS1.564.D1K |
| CCT SETTABLE GX53 LED LAMP INCLUDED 3000K/4000K/6500K | |
| | |
| Pcs 6 Kg 16 mc 0,145 | |

| ESTER 500 | |
|--|-------------|
| 3W | DS1.563.G1K |
| 10W | DS1.563.D1K |
| CCT SETTABLE GX53 LED LAMP INCLUDED 3000K/4000K/6500K | |
| | |
| Pcs 12 Kg 24 mc 0,145 | |

| ESTER WALL | |
|--|-------------|
| 3W | DS1.560.G1K |
| 10W | DS1.560.D1K |
| CCT SETTABLE GX53 LED LAMP INCLUDED 3000K/4000K/6500K | |
| | |
| Pcs 18 Kg 22 mc 0,092 | |

| ESTER SPIKE | |
|--|-------------|
| 3W | DS1.561.G1K |
| 10W | DS1.561.D1K |
| CCT SETTABLE GX53 LED LAMP INCLUDED 3000K/4000K/6500K | |
| | |
| Pcs 18 Kg 23 mc 0,092 | |

GARDEN REVIVAL
GARDEN CLASSIC
BOLLARD
UP&DOWN
DOWNLIGHT
IN-GROUND
BRICKLIGHT
FLOODLIGHT
BULKHEAD
SOLAR
URBAN CLASSIC
URBAN REVIVAL
URBAN MODERN
POST
LAMPS

ELISA

SQUARE BOLLARD



Architectural LED lamp range in modern style, made of shockproof resin material, UV-rays stabilized, rust and corrosion-free. Square bollards in different sizes, spike and wall mounted versions available. Supplied with white square reflector and with TÜV-CB certified, long-life, efficient and Kelvin settable GX53 LED lamps included. Insulation class II, Protection rating IP55.

Collezione di lampade architettoniche a LED in stile moderno, realizzata in resina antiurto, stabilizzata ai raggi UV, inattaccabile da ruggine e corrosione. Ampia gamma di versioni disponibili per installazioni su stelo bollard in diverse altezze, con picchetto o a parete. Provvista di riflettore quadro in colore bianco e fornita con incluse lampadine a LED GX53 con Kelvin impostabile certificate TÜV-CB di lunga durata ed elevata efficienza. Classe di isolamento II, grado di protezione IP55.



DS2.564.D1K

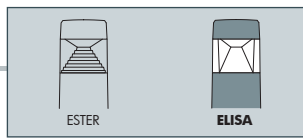
CCT SETTABLE

3000 K 4000 K 6500 K

SDCM < 6

| | | | | | |
|--|--|--|--|--|--|
| | | | | | |
| | | | | | |
| | | | | | |





ELISA COMPONENTS

IP55



CAP fixed to the diffuser with no visible screws made of shockproof resin material, UV-rays stabilized, rust and corrosion-free.

CALOTTA fissata al diffusore senza viti a vista, realizzata in resina antiurto, stabilizzata ai raggi UV, inattaccabile da ruggine e corrosione.

DIFFUSER in clear colour made of UV-rays stabilized polymethylmethacrylate (PMMA).

DIFFUSORE trasparente realizzato in polimetilmetacrilato (PMMA) resistente all'ingiallimento ed ai raggi UV.

REFLECTOR with square shape spreading the lighting output to create a four beams luminous effect. Made of shockproof white reflective resin material.

RIFLETTORE quadro che diffonde la luce dividendola in quattro fasci. Realizzato in resina antiurto di colore bianco.



INSTALLATION ELEMENTS:

- POLES for bollard versions
- BASE for wall and surface installation
- SPIKE for in ground installation

ELEMENTI DI FISSAGGIO:

- STELI per versione bollard
- BASE per installazione a parete e al suolo
- PICCHETTO per installazione nel terreno

ELISA

Width: 126 mm



Dimensions

Height: 165/500/800 mm
Width: 126 mm
Depth: 126 mm

Moulded colours:

- Black
- White
- Grey

Diffuser PMMA:

- Clear

LED LAMPS



Comply with: EU2019/2015
EU2019/2020
Technical details on page 636.

GX53 LED

100 - 240 V

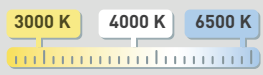


| LAMP | POWER | LUMINOUS FLUX (Φ TOTAL) UP TO | COLOUR TEMP. | *ADD. SUFFIX |
|------|-------------|-------------------------------|--------------|--------------|
| | 3 W | 410 lm | 6500 K | .G1K |
| | | | 4000 K | |
| | | | 3000 K | |
| | 10 W | 1290 lm | 6500 K | .D1K |
| | | | 4000 K | |
| | | | 3000 K | |

- **COST SAVING:** long-life and efficient LED light sources.
- **BUILT-IN DRIVER:** quick and easy lamp replacement.
- **GREAT FLEXIBILITY:** GX53 standard lamp holder.
- **FUTURE-PROOFED LUMINARIES:** easy to upgrade.
- **SUITABLE FOR OUTDOOR USE:** driver fully protected against heat and humidity by silicone paste.

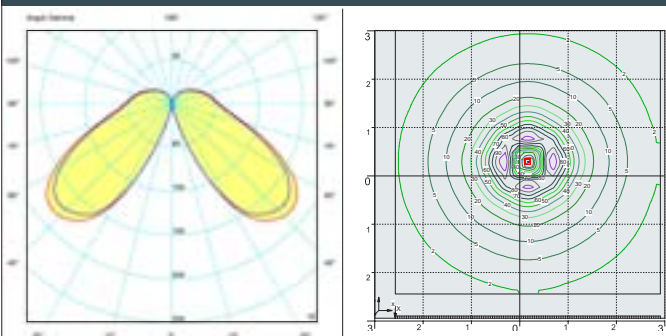
Bollard supplied with TÜV-CB certified, long-life, efficient and Kelvin settable GX53 LED lamp included. Different wattages available.

CCT SETTABLE LED LAMP



CCT switch settable in three different positions, to select the desired Kelvin temperature (3000K/4000K/6500K) and get a customized ambience.

PHOTOMETRIC DATA SAMPLE



ELISA 800 clear GX53 10W.

Bollard height 0,8 mt
Area: 6x6 mt - average 13 lux

The photometric data for all the versions are available upon request or on our website.

3W 410 Lm = 40W incandescent
SAVE 93%

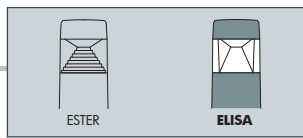
10W 1290 Lm = 100W incandescent
SAVE 90%

* ADD THESE SUFFIXES TO THE REFERENCES MENTIONED IN THE CATALOGUE

ELISA

SQUARE BOLLARD





| ELISA 800 | |
|--|-------------|
| 3W | DS2.564.G1K |
| 10W | DS2.564.D1K |
| CCT SETTABLE GX53 LED LAMP INCLUDED 3000K/4000K/6500K | |
| | |
| Pcs 6 Kg 16 mc 0,145 | |

| ELISA 500 | |
|--|-------------|
| 3W | DS2.563.G1K |
| 10W | DS2.563.D1K |
| CCT SETTABLE GX53 LED LAMP INCLUDED 3000K/4000K/6500K | |
| | |
| Pcs 12 Kg 24 mc 0,145 | |

| ELISA WALL | |
|--|-------------|
| 3W | DS2.560.G1K |
| 10W | DS2.560.D1K |
| CCT SETTABLE GX53 LED LAMP INCLUDED 3000K/4000K/6500K | |
| | |
| Pcs 18 Kg 22 mc 0,092 | |

| ELISA SPIKE | |
|--|-------------|
| 3W | DS2.561.G1K |
| 10W | DS2.561.D1K |
| CCT SETTABLE GX53 LED LAMP INCLUDED 3000K/4000K/6500K | |
| | |
| Pcs 18 Kg 23 mc 0,092 | |

GARDEN REVIVAL
GARDEN CLASSIC
BOLLARD
UP&DOWN
DOWNLIGHT
IN-GROUND
BRICKLIGHT
FLOODLIGHT
BULKHEAD
SOLAR
URBAN CLASSIC
URBAN REVIVAL
URBAN MODERN
POST
LAMPS

STEVEN

BOLLARD



LED bollard with modern design and directed light emission, made of shockproof resin material, UV-rays stabilized, rust and corrosion-free. Dual use: suitable both for spike and ground installation. Supplied with TÜV-CB certified, long-life and efficient **G9 LED lamp included**. Insulation class II, protection rating IP67.

Bollard a led in stile moderno con emissione della luce direzionata, realizzato in resina antiurto, stabilizzato ai raggi UV, inattaccabile da ruggine e corrosione. Doppia modalità di installazione al suolo, con picchetto o tasselli. Fornito con inclusa lampadina a LED G9, certificata TUV-CB di lunga durata ed elevata efficienza. Classe di isolamento II, grado di protezione IP67.



ST1.531.Z1R

| | | | | | |
|------------|------------|-------------|-------------------|--------|-------------|
| | | | | | |
| | | UV-TREATED | DOUBLE INSULATION | PUBLIC | RESIDENTIAL |
| | | | | | |
| RECYCLABLE | ANTI-SHOCK | TEMPERATURE | | POST | |





STEVEN - COMPONENTS

IP67




HOUSING made in shockproof resin material. Provided with G9 lampholder and watertight cable gland for a safe electrical devices connection.

CASSA realizzata in resina antiurto. Provvista di portalampana G9 e pressacavo a tenuta stagna, per consentire una sicura connessione degli accessori elettrici.

DIFFUSER made of shockproof resin material (PC) complete with silicone rubber gasket to ensure high protection against external agents. Frosted or coloured versions, to get a customized ambiance.

DIFFUSORE in resina antiurto (PC) completo di guarnizione in gomma silconica per garantire un alto livello di protezione contro gli agenti esterni. Disponibile nella versione satinata o colorata, per ottenere un'ambientazione personalizzata.



COVER with no visible screws made in shockproof resin material.

COVER senza viti a vista realizzata in resina antiurto.

POLE in one piece only complete with spike. Made in shockproof resin material, UV rays stabilized, rust and corrosion free. Dual use: you can fix the spike outside the pole for in-ground installation, or inside the pole for surface installation with screws.

PALO in un unico pezzo completo di picchetto. Fabbricato in resina antiurto stabilizzato ai raggi UV, inattaccabile da ruggine e corrosione. Duplice utilizzo: il picchetto può essere montato all'esterno del palo per installazione diretta nel terreno o al suo interno per installazione al suolo mediante tasselli di fissaggio.

GROUND INSTALLATION

SPIKE INSTALLATION

DUAL USE



Dimensions and weight

Diameter: 50 mm
Height: 450 mm
Weight: 0,65 Kg

Cover colours:

Black White Grey

Diffuser PC:

Frosted
Blue Green Orange

G9 LED

100 - 240 V



| LAMP | POWER | LUMINOUS FLUX UP TO | COLOUR TEMP. | *ADD. SUFFIX |
|------|--------------|---------------------|--------------|--------------|
| | 1,7 W | 150 lm | 4000 K | .Z1L |
| | | | 3000 K | .Z1R |

Bollard supplied as standard with TÜV-CB certified, long-life and efficient **G9 LED lamp included**. Quick and easy lamp replacement for a very simple maintenance after installation.

- **COST SAVING:** long-life and efficient LED light sources.
- **BUILT-IN DRIVER:** quick and easy lamp replacement.
- **GREAT FLEXIBILITY:** G9 standard lamp holder.
- **FUTURE-PROOFED LUMINARIES:** performances easy to upgrade to latest technology developments.
- **100-240V:** wide voltage range to protect the driver from power surges.

LED LAMPS




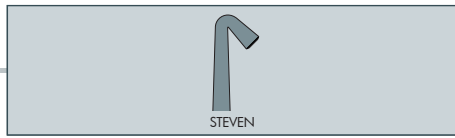
Comply with: EU2019/2015
EU2019/2020
Technical details on page 636.

* ADD THESE SUFFIXES TO THE REFERENCES MENTIONED IN THE CATALOGUE

STEVEN

BOLLARD





| STEVEN | | |
|---------------------------------------|----------------------|-------------|
| ST1.531.Z1L | 1,7W | ST1.531.Z1R |
| 4000K | G9 LED LAMP INCLUDED | 3000K |
| | | |
| <p>Pcs 10 Kg 8,5 mc 0,092</p> | | |

GARDEN REVIVAL
GARDEN CLASSIC
BOLLARD
UP&DOWN
DOWNLIGHT
IN-GROUND
BRICKLIGHT
FLOODLIGHT
BULKHEAD
SOLAR
URBAN CLASSIC
URBAN REVIVAL
URBAN MODERN
POST
LAMPS

CARLO - CARLO DECO

ROUND BOLLARD



LED lamp range in modern style, made of shockproof resin material, UV-rays stabilized, rust and corrosion-free. Round bollards in different sizes, spike and wall mounted versions available. Provided with double PMMA diffusers and ornamental screen on deco version. Supplied as standard with TÜV-CB certified, long-life, efficient and Kelvin settable GU10 LED lamp included. Insulation class II, protection rating IP55.

Collezione di lampade a LED in stile moderno, realizzata in resina antiurto, stabilizzata ai raggi UV, inattaccabile da ruggine e corrosione. Ampia gamma di versioni disponibili per installazioni su stelo bollard in diverse altezze, con picchetto o a parete. Lampada provvista di un doppio diffusore in metacrilato e di schermo ornamentale nella versione deco. Fornita con inclusa lampadina a LED GU10 con Kelvin impostabile, certificata TÜV-CB di lunga durata ed elevata efficienza. Classe di isolamento II, grado di protezione IP55.

CARLO DECO VERSION on page 140



DR1.575.L1K

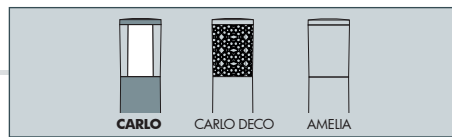
CCT SETTABLE

2700 K 4000 K

SDCM <3

| | | | | | |
|--|--|--|--|--|--|
| | | | | | |
| | | | | | |





CARLO COMPONENTS

IP55



CAP fixed to the diffuser with no visible screws made of shockproof resin material, UV-rays stabilized, rust and corrosion-free.

CALOTTA fissata al diffusore senza viti a vista, realizzata in resina antiurto, stabilizzata ai raggi UV, inattaccabile da ruggine e corrosione.

OUTER DIFFUSER in clear colour made of UV-rays stabilized polymethylmethacrilate (PMMA) provided with silicone rubber gasket to ensure high protection against external agents.

DIFFUSORE ESTERNO in colore trasparente realizzato in polimetilmetacrilato (PMMA) resistente all'ingiallimento ed ai raggi UV. Fornito completo di guarnizione in gomma siliconica per garantire un alto livello di protezione contro gli agenti esterni.

ORNAMENTAL SCREEN (DECO version only) made of shockproof resin material, UV-rays stabilized, rust and corrosion-free.

SCHERMO ORNAMENTALE (solo sulla versione DECO) realizzato in resina antiurto, stabilizzato ai raggi UV, inattaccabile da ruggine e corrosione.

INNER DIFFUSER made of opal PMMA to gather the lighting output and get its uniform spread.

DIFFUSORE INTERNO realizzato in PMMA opale per raccogliere il fascio di luce e garantirne un'uniforme distribuzione.

CONNECTION RING made of shockproof resin material, provided with GU10 lampholder.

GHIERA di raccordo realizzata in resina antiurto fornita completa di portalamпада GU10.

INSTALLATION ELEMENTS:
 -POLES for bollard versions
 -BRACKETS for wall mounted versions
 -SPIKE for in ground installation

ELEMENTI DI FISSAGGIO:
 -STELI per versione bollard
 -SUPPORTI per installazione a parete
 -PICCHETTO per istallazione nel terreno

CARLO

— Ø100 —



Dimensions

Diameter: Ø100mm
 Height: 250/400/800 mm

Moulded colours:

Black White
 Grey

Outer Diffuser PMMA:

Clear

Inner Diffuser PMMA:

Opal

LED LAMPS





Comply with: EU2019/2015
 EU2019/2020
 Technical details on page 636.

GU10 LED

100 - 240 V



| LAMP | POWER | LUMINOUS FLUX (Φ TOTAL) UP TO | COLOUR TEMP. | *ADD. SUFFIX |
|---|-------|-------------------------------|--------------|--------------|
|  | 3,5W | 366 lm | 4000 K | .U1K |
| | | | 2700 K | |
|  | 6W | 615 lm | 4000 K | .L1K |
| | | | 2700 K | |

Bollard supplied with TÜV-CB certified, long-life, efficient and Kelvin settable GU10 LED lamp included. Different wattages available. Quick and easy lamp replacement for a very simple maintenance after installation.

- **COST SAVING:** long-life and efficient LED light sources.
- **BUILT-IN DRIVER:** quick and easy lamp replacement.
- **GREAT FLEXIBILITY:** GU10 standard lamp holder.
- **FUTURE-PROOFED LUMINARIES:** performances easy to upgrade to latest technology developments.
- **SUITABLE FOR OUTDOOR USE:** built-in driver fully protected against heat and humidity by silicone paste.

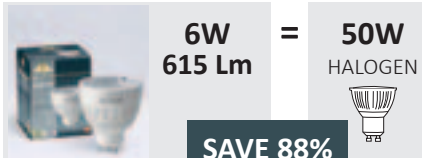
3.5W = 35W HALOGEN
 366 Lm

SAVE 90%

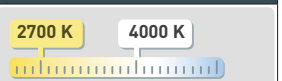


6W = 50W HALOGEN
 615 Lm

SAVE 88%



CCT SETTABLE LED LAMP



CCT switch settable in two different positions, to select the desired Kelvin temperature (2700K/4000K) and get a customized ambiance.

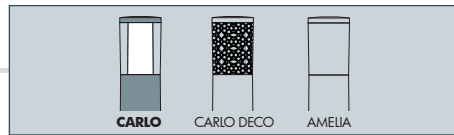
* ADD THESE SUFFIXES TO THE REFERENCES MENTIONED IN THE CATALOGUE

GARDEN REVIVAL
GARDEN CLASSIC
BOLLARD
UP&DOWN
DOWNLIGHT
IN-GROUND
BRICKLIGHT
FLOODLIGHT
BULKHEAD
SOLAR
URBAN CLASSIC
URBAN REVIVAL
URBAN MODERN
POST
LAMPS

CARLO

ROUND BOLLARD





| CARLO 800 | |
|--|-------------|
| 3,5W | DR1.575.U1K |
| 6W | DR1.575.L1K |
| CCT SETTABLE GU10 LED LAMP INCLUDED 2700K/4000K | |
| | |
| Pcs 6 Kg 15 mc 0,147 | |

| CARLO 400 | |
|--|-------------|
| 3,5W | DR1.574.U1K |
| 6W | DR1.574.L1K |
| CCT SETTABLE GU10 LED LAMP INCLUDED 2700K/4000K | |
| | |
| Pcs 12 Kg 22,5 mc 0,147 | |

| CARLO 250 | |
|--|-------------|
| 3,5W | DR1.573.U1K |
| 6W | DR1.573.L1K |
| CCT SETTABLE GU10 LED LAMP INCLUDED 2700K/4000K | |
| | |
| Pcs 20 Kg 21 mc 0,121 | |

| CARLO-FS | |
|--|-------------|
| 3,5W | DR1.571.U1K |
| 6W | DR1.571.L1K |
| CCT SETTABLE GU10 LED LAMP INCLUDED 2700K/4000K | |
| | |
| Pcs 20 Kg 21 mc 0,121 | |

| CARLO WALL | |
|--|-------------|
| 3,5W | DR1.570.U1K |
| 6W | DR1.570.L1K |
| CCT SETTABLE GU10 LED LAMP INCLUDED 2700K/4000K | |
| | |
| Pcs 20 Kg 21 mc 0,121 | |

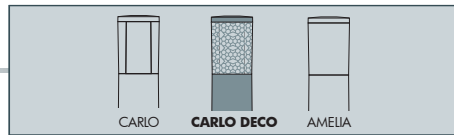
| CARLO SPIKE | |
|--|-------------|
| 3,5W | DR1.572.U1K |
| 6W | DR1.572.L1K |
| CCT SETTABLE GU10 LED LAMP INCLUDED 2700K/4000K | |
| | |
| Pcs 20 Kg 21 mc 0,121 | |

LAMPS POST URBAN MODERN URBAN REVIVAL URBAN CLASSIC SOLAR BULKHEAD FLOODLIGHT BRICKLIGHT IN-GROUND DOWNLIGHT UP&DOWN BOLLARD GARDEN CLASSIC GARDEN REVIVAL

CARLO DECO

ROUND BOLLARD





| CARLO 800 DECO | |
|--|-------------|
| 3,5W | DR3.575.U1K |
| 6W | DR3.575.L1K |
| CCT SETTABLE GU10 LED LAMP INCLUDED 2700K/4000K | |
| | |
| Pcs 6 Kg 15 mc 0,147 | |

| CARLO 400 DECO | |
|--|-------------|
| 3,5W | DR3.574.U1K |
| 6W | DR3.574.L1K |
| CCT SETTABLE GU10 LED LAMP INCLUDED 2700K/4000K | |
| | |
| Pcs 12 Kg 22,5 mc 0,147 | |

| CARLO 250 DECO | |
|--|-------------|
| 3,5W | DR3.573.U1K |
| 6W | DR3.573.L1K |
| CCT SETTABLE GU10 LED LAMP INCLUDED 2700K/4000K | |
| | |
| Pcs 20 Kg 21 mc 0,121 | |

| CARLO-FS DECO | |
|--|-------------|
| 3,5W | DR3.571.U1K |
| 6W | DR3.571.L1K |
| CCT SETTABLE GU10 LED LAMP INCLUDED 2700K/4000K | |
| | |
| Pcs 20 Kg 21 mc 0,121 | |

| CARLO WALL DECO | |
|--|-------------|
| 3,5W | DR3.570.U1K |
| 6W | DR3.570.L1K |
| CCT SETTABLE GU10 LED LAMP INCLUDED 2700K/4000K | |
| | |
| Pcs 20 Kg 21 mc 0,121 | |

| CARLO SPIKE DECO | |
|--|-------------|
| 3,5W | DR3.572.U1K |
| 6W | DR3.572.L1K |
| CCT SETTABLE GU10 LED LAMP INCLUDED 2700K/4000K | |
| | |
| Pcs 20 Kg 21 mc 0,121 | |

AMELIA

ROUND BOLLARD



LED lamp range in modern style, made of shockproof resin material, UV-rays stabilized, rust and corrosion-free. Round bollards in different sizes, spike and wall mounted versions available. Provided with opal PMMA diffuser to get a uniform light distribution. Supplied with TÜV-CB certified, long-life, efficient and **Kelvin settable E27 LED lamp included**. Insulation class II, protection rating IP55.

Collezione di lampade a LED in stile moderno, realizzata in resina antiurto, stabilizzata ai raggi UV, inattaccabile da ruggine e corrosione. Ampia gamma di versioni disponibili per installazioni su stelo bollard in diverse altezze, con picchetto o a parete. Lampada provvista di diffusore in metacrilato opale che garantisce un'uniforme distribuzione della luce. Fornita con inclusa lampadina LED E27 con Kelvin impostabile, certificata TÜV-CB, di lunga durata ed elevata efficienza. Classe di isolamento II, grado di protezione IP55.

| | | |
|---------------------------------|----------------|-------------------------|
| | | |
| 6,5W 800 lm | 8,5W 920 lm | 11W 1200 lm |
| 2700 K | 2700 K | 4000 K 6500 K |
| +80°C -30° | 90% HUMIDITY | VOLTAGE SURGE RESISTANT |
| INDOOR & OUTDOOR USE | | |



DR2.575.T1K

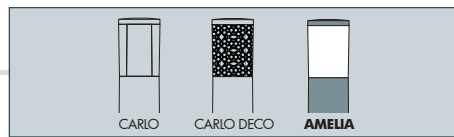
CCT SETTABLE

SDCM <6

2700 K 4000 K 6500 K

| | | | |
|--|--|--|--|
| | | | |
| | | | |
| | | | |
| | | | |

MADE IN ITALY



AMELIA COMPONENTS

IP55



CAP fixed to the diffuser with no visible screws made of shockproof resin material, UV-rays stabilized, rust and corrosion-free.

CALOTTA fissata al diffusore senza viti a vista, realizzata in resina antiurto, stabilizzata ai raggi UV, inattaccabile da ruggine e corrosione.

DIFFUSER in opal colour to get a uniform light distribution. Made of UV-rays stabilized polymethylmethacrilate (PMMA) and provided with silicone rubber gasket to ensure high protection against external agents.

DIFFUSORE in colore opale per garantire un'uniforme distribuzione della luce. Realizzato in polimetilmetacrilato (PMMA) resistente all'ingiallimento ed ai raggi UV, completo di guarnizione in gomma siliconica per garantire un alto livello di protezione contro gli agenti esterni.

CONNECTION RING made of shockproof resin material, provided with E27 lampholder.

GHIERA di raccordo realizzata in resina antiurto fornita completa di portalampada E27.

INSTALLATION ELEMENTS:

- POLES for bollard versions
- BRACKETS for wall mounted versions
- SPIKE for in ground installation

ELEMENTI DI FISSAGGIO:

- STELI per versione bollard
- SUPPORTI per installazione a parete
- PICCHETTO per installazione nel terreno

AMELIA

— Ø100 —



Dimensions

Diameter: Ø100mm
Height: 250/400/800 mm

Moulded colours:

- Black
- White
- Grey

Diffuser PMMA:

- Opal

LED LAMPS





Comply with: EU2019/2015
EU2019/2020
Technical details on page 636.

E27 LED


100 - 240 V



| LAMP | POWER | LUMINOUS FLUX UP TO | COLOUR TEMP. | *ADD. SUFFIX |
|--|-------|---------------------|--------------|--------------|
|  CCT SET LED E27 | 8,5 W | 920 lm | 6500 K | .V1K |
| | | | 4000 K | |
| | | | 2700 K | |
|  CCT SET LED E27 | 11W | 1200 lm | 6500 K | .T1K |
| | | | 4000 K | |
| | | | 2700 K | |

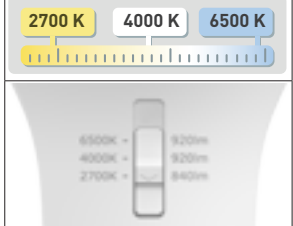
Bollard supplied as standard with TÜV-CB certified, long-life, efficient and Kelvin settable E27 LED lamp included. Quick and easy lamp replacement for a very simple maintenance after installation.

- **COST SAVING:** long life and efficient LED light sources.
- **GREAT FLEXIBILITY:** E27 standard lamp holder.
- **100-240V:** to protect the driver from power surges.
- **FUTURE-PROOFED LUMINARIES:** performances easy to upgrade to the latest technology developments.
- **HIGH EFFICIENCY:** > 85% energy saving.



SAVE 85%

CCT SETTABLE LED LAMP



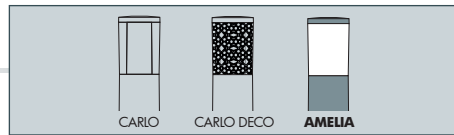
CCT switch settable in three different positions, to select the desired Kelvin temperature (2700K/4000K/6500K) and get a customized ambiance.

* ADD THESE SUFFIXES TO THE REFERENCES MENTIONED IN THE CATALOGUE

AMELIA

ROUND BOLLARD





| AMELIA 800 | |
|---|-------------|
| 8,5W | DR2.575.V1K |
| 11W | DR2.575.T1K |
| CCT SETTABLE E27 LED LAMP INCLUDED 2700K/4000K/6500K | |
| | |
| Pcs 6 Kg 15 mc 0,147 | |

| AMELIA 400 | |
|---|-------------|
| 8,5W | DR2.574.V1K |
| 11W | DR2.574.T1K |
| CCT SETTABLE E27 LED LAMP INCLUDED 2700K/4000K/6500K | |
| | |
| Pcs 12 Kg 22,5 mc 0,147 | |

| AMELIA 250 | |
|---|-------------|
| 8,5W | DR2.573.V1K |
| 11W | DR2.573.T1K |
| CCT SETTABLE E27 LED LAMP INCLUDED 2700K/4000K/6500K | |
| | |
| Pcs 20 Kg 21 mc 0,121 | |

| AMELIA-FS | |
|---|-------------|
| 8,5W | DR2.571.V1K |
| 11W | DR2.571.T1K |
| CCT SETTABLE E27 LED LAMP INCLUDED 2700K/4000K/6500K | |
| | |
| Pcs 20 Kg 21 mc 0,121 | |

| AMELIA WALL | |
|---|-------------|
| 8,5W | DR2.570.V1K |
| 11W | DR2.570.T1K |
| CCT SETTABLE E27 LED LAMP INCLUDED 2700K/4000K/6500K | |
| | |
| Pcs 20 Kg 21 mc 0,121 | |

| AMELIA SPIKE | |
|---|-------------|
| 8,5W | DR2.572.V1K |
| 11W | DR2.572.T1K |
| CCT SETTABLE E27 LED LAMP INCLUDED 2700K/4000K/6500K | |
| | |
| Pcs 20 Kg 21 mc 0,121 | |

GARDEN REVIVAL
GARDEN CLASSIC
BOLLARD
UP&DOWN
DOWNLIGHT
IN-GROUND
BRICKLIGHT
FLOODLIGHT
BULKHEAD
SOLAR
URBAN CLASSIC
URBAN REVIVAL
URBAN MODERN
POST
LAMPS

SAURO LED

ROUND BOLLARD - CLASSIC



Bollard range in classic style made of shockproof resin material, UV-rays stabilized, rust and corrosion-free. Supplied with TÜV-CB certified, long-life, efficient and **Kelvin settable GX53 LED lamp included**. Uniform light distribution for a safer and more enjoyable night atmosphere. Insulation class II, protection rating IP55.

Gamma di bollard in stile classico, realizzata in resina antiurto, stabilizzata ai raggi UV, inattaccabile da ruggine e corrosione. Fornita con inclusa lampadina a LED GX53 con Kelvin impostabile certificata TÜV-CB, di lunga durata ed elevata efficienza. Uniforme distribuzione della luce per un'atmosfera notturna sicura e gradevole. Classe di isolamento II, grado di protezione IP55.



D15.555.D1KCRB

CCT SETTABLE

3000 K 4000 K 6500 K

SDCM <6

| | | | | | |
|--|--|--|--|--|--|
| | | | | | |
| | | | | | |



SAURO LED COMPONENTS

IP55



CAP made of shockproof resin material, locked to the diffuser and equipped with GX53 led lamp. To be removed for relamping by the supplied hexagonal key for locking screws.

CALOTTA fissata al diffusore, realizzata in resina antiurto e completa di lampadina led GX53. Rimovibile tramite vite di sicurezza per permettere il cambio della lampadina.

DISK made of UV-rays stabilized PMMA to spread the light and to get a lower dazzle.

DISCO in polimetilmetacrilato (PMMA) per diffondere la luce e ridurre l'abbagliamento.

DIFFUSER of UV stabilized polymethylmethacrylate (PMMA) available in clear or opal colour.

DIFFUSORE in polimetilmetacrilato (PMMA) resistente all'ingiallimento ed ai raggi UV, disponibile in colore trasparente o opale.

White **REFLECTOR** with conical shape made of shockproof resin material.

RIFLETTORE bianco a forma conica, realizzato in resina antiurto.

CONNECTION RING made of shockproof resin material, UV-rays stabilized, rust and corrosion-free.

GHIERA di raccordo realizzata in resina antiurto, stabilizzata ai raggi UV, inattaccabile da ruggine e corrosione.

SAURO LED

Ø150



Dimensions

Diameter: Ø150 mm
Height: 500/800/1100 mm

Moulded colours:

Black White
Grey

Painted colours:

Antique green Antique bronze

Diffuser PMMA:

Clear Opal

LED LAMPS



Comply with: EU2019/2015
EU2019/2020
Technical details on page 636.

GX53 LED

100 - 240 V

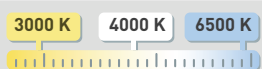


| LAMP | POWER | LUMINOUS FLUX (Φ TOTAL) UP TO | COLOUR TEMP. | *ADD. SUFFIX |
|------|-------|-------------------------------|----------------------------|--------------|
| | 10 W | 1290 lm | 6500 K 4000 K 3000 K | .D1K |

Bollard supplied as standard with TÜV-CB certified, long-life, efficient and Kelvin settable GX53 LED lamp included. Quick and easy lamp replacement for a very simple maintenance after installation.

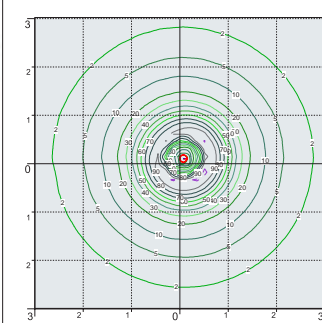
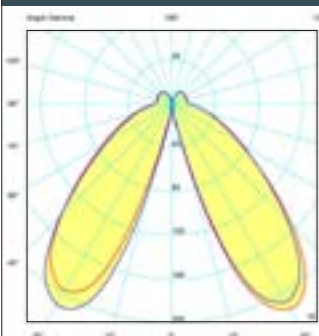
- **COST SAVING:** long-life and efficient LED light sources.
- **BUILT-IN DRIVER:** quick and easy lamp replacement.
- **GREAT FLEXIBILITY:** GX53 standard lamp holder.
- **FUTURE-PROOFED LUMINARIES:** performances easy to upgrade to latest technology developments.
- **SUITABLE FOR OUTDOOR USE:** driver fully protected against heat and humidity by silicone paste.

CCT SETTABLE LED LAMP



CCT switch settable in three different positions, to select the desired Kelvin temperature (3000K/4000K/6500K) and get a customized ambience.

PHOTOMETRIC DATA SAMPLE



SAURO 1100 GX53 LED-clear 10W.

Sauro height 1,1 mt
Area: 6x6 mt - average 11 lux

The photometric data for all the versions are available upon request or on our website.

10W = 100W
1290 Lm incandescent


SAVE 90%

SAURO LED

ROUND BOLLARD - CLASSIC



MADE IN ITALY



SAURO 1100 LED D15.555.D1KCRB
10W

CCT SETTABLE GX53 LED LAMP INCLUDED
3000K/4000K/6500K

Pcs 1
Kg 4,2
mc 0,068

SAURO 800 LED D15.554.D1KCRB
10W

CCT SETTABLE GX53 LED LAMP INCLUDED
3000K/4000K/6500K

Pcs 1
Kg 3,4
mc 0,05

MIRELLA LED D15.505.D1KCRB
10W

CCT SETTABLE GX53 LED LAMP INCLUDED
3000K/4000K/6500K

Pcs 1
Kg 2,7
mc 0,032

SAURO 500 LED D15.553.D1KCRB
10W

CCT SETTABLE GX53 LED LAMP INCLUDED
3000K/4000K/6500K

Pcs 1
Kg 2
mc 0,032

GARDEN REVIVAL
GARDEN CLASSIC
BOLLARD
UP&DOWN
DOWNLIGHT
IN-GROUND
BRICKLIGHT
FLOODLIGHT
BULKHEAD
SOLAR
URBAN CLASSIC
URBAN REVIVAL
URBAN MODERN
POST
LAMPS

SAURO E27

ROUND BOLLARD - CLASSIC



Bollard range in classic style made of shockproof resin material, UV-rays stabilized, rust and corrosion-free. Provided with E27 lampholder and prepared for louvre fixation. Insulation class II, protection rating IP55.


Gamma di bollard in stile classico, realizzata in resina antiurto, stabilizzata ai raggi UV, inattaccabile da ruggine e corrosione. Fornito con portalampana E27 e predisposto per il fissaggio del frangiluce. Classe di isolamento II, grado di protezione IP55.

D15.554.FC1



| | | | | | |
|------------|------------|-------------|-------------------|------|------|
| | | | | | |
| | | UV TREATED | DOUBLE INSULATION | | |
| | | | | | |
| RECYCLABLE | ANTI-SHOCK | TEMPERATURE | | WALL | POST |





SAURO E27 COMPONENTS



CAP locked to the diffuser and made of shockproof resin material. To be removed for relamping by the supplied hexagonal key for locking screws.

CALOTTA fissata al diffusore e realizzata in resina antiurto. Rimovibile tramite vite di sicurezza per permettere il cambio della lampadina.

DIFFUSER made of UV-rays stabilized polymethylmethacrylate (PMMA), available in clear or opal colour.

DIFFUSORE in polimetilmetacrilato (PMMA) resistente all'ingiallimento ed ai raggi UV, disponibile in colore trasparente o opale.

LOUVRE (Optional) with a laminar symmetrical optic system, to direct the lighting output and to get a lower dazzle. Available in white resin material or in chrome aluminium. Recommended use with clear diffuser bollard.

FRANGILUCE (Optional) con sistema ottico lamellare a ripartizione simmetrica, per orientare il fascio di luce e ridurre l'abbagliamento, disponibile nella versione in resina bianca o in alluminio cromato (utilizzo raccomandato con diffusore trasparente).

CLOSED RING
White Resin
(H.FRA.D15)

CLOSED RING
Aluminium Chrome
(H.FC1)



CONNECTION RING provided with E27 lampholder seat in its upper side.

GHIERA di raccordo nella cui parte superiore si trova l'alloggiamento del portalampada E27.



Dimensions
Diameter: Ø150 mm
Height: 500/800/1100 mm

Moulded colours:
Black White
Grey (except Nardo)

Painted colours:
Antique green Antique bronze

Diffuser PMMA:
Clear Opal

E27 VERSIONS

100 - 240 V

*ADD. SUFFIX



suitable lamps:
CFL-LED
max 190 mm
max 23W

E27
lampholder only

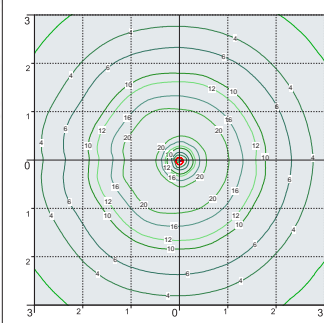
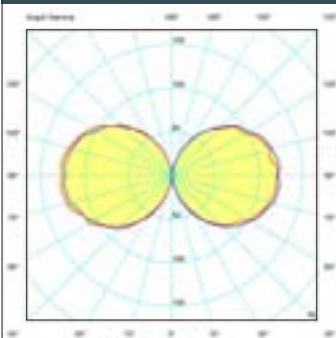
.E27

| LAMP | POWER | LUMINOUS FLUX UP TO | COLOUR TEMP. | |
|------------------|-------|---------------------|----------------------------|------|
| FILAMENT LED E27 | 6,5 W | 800 lm | 2700 K | .F1R |
| CCT SET LED E27 | 8,5 W | 920 lm | 6500K 4000 K | .V1K |
| CCT SET LED E27 | 11 W | 1200 lm | 6500 K 4000 K 2700 K | .T1K |

LED LAMPS

Comply with: EU2019/2015
EU2019/2020
Technical details on page 636.

PHOTOMETRIC DATA SAMPLE



SAURO1100 E27 CCT SET-opal 11W.

Sauro height 1,1mt
Area: 6x6 mt - average 8,5 lux

The photometric data for all the versions are available upon request or on our website.

* ADD THESE SUFFIXES TO THE REFERENCES MENTIONED IN THE CATALOGUE

SAURO E27

ROUND BOLLARD - CLASSIC



MADE IN ITALY



SAURO 1100
D15.555

Pcs 1
Kg 4
mc 0,068

SAURO 800
D15.554

Pcs 1
Kg 3,2
mc 0,05

MIRELLA
D15.505

Pcs 1
Kg 2,5
mc 0,037

SAURO 500
D15.553

Pcs 1
Kg 1,8
mc 0,032

GARDEN REVIVAL
GARDEN CLASSIC
BOLLARD
UP&DOWN
DOWNLIGHT
IN-GROUND
BRICKLIGHT
FLOODLIGHT
BULKHEAD
SOLAR
URBAN CLASSIC
URBAN REVIVAL
URBAN MODERN
POST
LAMPS

GABRI - MINIGABRI/ RANGE

BULKHEAD BOLLARD



Bollard range in modern style, made in shockproof resin material, UV rays stabilized, rust and corrosion-free. Poles available in two different sizes. Modular system for single or double luminaires installation. To be combined with LUCIA and MADDI bulkhead range (pag. 350 - 354). Insulation class II, protection rating IP66.

Gamma di bollard in stile moderno, realizzata in resina antiurto, stabilizzata ai raggi UV, inattaccabile da ruggine e corrosione. Palo disponibile in due diverse misure. Sistema modulare per permettere l'installazione singola o doppia dei corpi illuminanti. Da combinarsi con la gamma di plafoniere LUCIA e MADDI (pag. 350 - 354). Classe di isolamento II, grado di protezione IP66.

1R3.613.X10



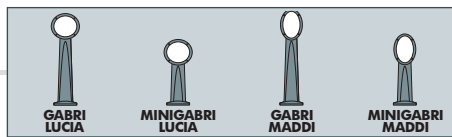
CCT SETTABLE

2700 K 4000 K 6500 K

SDCM <6

| | | | | | |
|------------|------------|-------------|--|------|--|
| | | | | | |
| | | | | | |
| RECYCLABLE | ANTI-SHOCK | TEMPERATURE | | POST | |





POLES



POST made in shockproof resin material, UV rays stabilized, rust and corrosion-free. Moulded colours in paste, no maintenance or painting required. Post and base are made of one piece only without joints to withstand the most strong stress. Provided with screws for ground fixation.

PALO realizzato in resina antiurto, stabilizzato ai raggi UV, inattaccabile da ruggine e corrosione. Colore stampato in pasta, non necessita di verniciatura. Palo e basamento sono fabbricati in un unico pezzo senza giunzioni per resistere alle più forti sollecitazioni. Provvisto di viti per il fissaggio a terra.

GABRI POST



Dimensions
Height: 800 mm
Width: 240 mm
Depth: 240 mm

MINIGABRI POST



Dimensions
Height: 500 mm
Width: 240 mm
Depth: 240 mm

LUMINARIES INSTALLATION



IP66

MODULAR SYSTEM for single or double luminaries installation. LUCIA and MADDI bulkheads can be fixed straight on the post or angled at 35° by adding the REMI bracket.

SISTEMA MODULARE per permettere l'installazione singola o doppia dei corpi illuminanti. Le plafoniere LUCIA e MADDI possono essere fissate direttamente a palo o angolate a 35° aggiungendo il braccio REMI.

Moulded colours:

Black White

Grey

Diffuser PMMA:

Opal

LED LAMPS



LVD EMC ERP

Comply with: EU2019/2015
EU2019/2020
Technical details on page 636.

AVAILABLE LAMPS

| GX53 LED | | | |
|----------------|---------------------|--------------|--------------|
| POWER | LUM. FLUX (Φ TOTAL) | COLOUR TEMP. | *ADD. SUFFIX |
| 11,3 W | 1510 Lm | 6500 K | .B1K |
| | | 4000 K | |
| | | 2700 K | |
| 17 W | 2350 Lm | 6500 K | .E1K |
| | | 4000 K | |
| | | 2700 K | |
| E27 (CFL -LED) | max 160 mm | E27 | *ADD. SUFFIX |
| | | | .E27 |

SUITABLE BULKHEADS FOR POST INSTALLATION

| | | | | |
|----------|---|---|---|--|
| BULKHEAD |  |  |  | See page 350 for full details about LUCIA bulkhead. Informazioni complete sulla plafoniera LUCIA a pag.350. |
| | LUCIA 1R3.000 | LUCIA-EL 2R3.000 | LUCIA-GD 3R3.000 | |

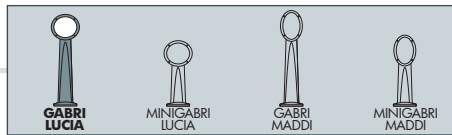
| | | | | |
|----------|---|---|---|---|
| BULKHEAD |  |  |  | See page 354 for full details about MADDI range. Informazioni complete sulla plafoniera MADDI a pag.354. |
| | MADDI 1V3.000 | MADDI-VE 2V3.000 | MADDI-HL 3V3.000 | |

* ADD THESE SUFFIXES TO THE REFERENCES MENTIONED IN THE CATALOGUE

GABRI/LUCIA RANGE

BULKHEAD BOLLARD





GABRI/LUCIA 1L
1R3.613.010

Pcs 1
Kg 4
mc 0,097

Ø 240

GABRI/LUCIA 2L
1R3.613.020

Pcs 1
Kg 5
mc 0,097

Ø 240

GABRI REMI/LUCIA 1L
1R3.613.X10

Pcs 1
Kg 4,5
mc 0,097

Ø 240

GABRI REMI/LUCIA 2L
1R3.613.X20

Pcs 1
Kg 6
mc 0,097

Ø 240

GABRI/LUCIA-EL 1L
2R3.613.010

Pcs 1
Kg 4
mc 0,097

Ø 240

GABRI/LUCIA-EL 2L
2R3.613.020

Pcs 1
Kg 5
mc 0,097

Ø 240

GABRI REMI/LUCIA-EL 1L
2R3.613.X10

Pcs 1
Kg 4,5
mc 0,097

Ø 240

GABRI REMI/LUCIA-EL 2L
2R3.613.X20

Pcs 1
Kg 6
mc 0,097

Ø 240

GABRI/LUCIA-GD 1L
3R3.613.010

Pcs 1
Kg 4
mc 0,097

Ø 240

GABRI/LUCIA-GD 2L
3R3.613.020

Pcs 1
Kg 5
mc 0,097

Ø 240

GABRI REMI/LUCIA-GD 1L
3R3.613.X10

Pcs 1
Kg 4,5
mc 0,097

Ø 240

GABRI REMI/LUCIA-GD 2L
3R3.613.X20

Pcs 1
Kg 6
mc 0,097

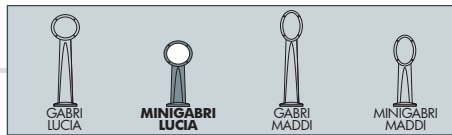
Ø 240

MINIGABRI/LUCIA RANGE

BULKHEAD BOLLARD



MADE IN ITALY



MINIGABRI/LUCIA 1L
1R3.612.010

Pcs 1
Kg 3,5
mc 0,065

Ø 240

MINIGABRI/LUCIA 2L
1R3.612.020

Pcs 1
Kg 4,5
mc 0,065

Ø 240

MINIGABRI REMI/LUCIA 1L
1R3.612.X10

Pcs 1
Kg 3,5
mc 0,065

Ø 240

MINIGABRI REMI/LUCIA 2L
1R3.612.X20

Pcs 1
Kg 5
mc 0,065

Ø 240

MINIGABRI/LUCIA-EL 1L
2R3.612.010

Pcs 1
Kg 3,5
mc 0,065

Ø 240

MINIGABRI/LUCIA-EL 2L
2R3.612.020

Pcs 1
Kg 4,5
mc 0,065

Ø 240

MINIGABRI REMI/LUCIA-EL 1L
2R3.612.X10

Pcs 1
Kg 3,5
mc 0,065

Ø 240

MINIGABRI REMI/LUCIA-EL 2L
2R3.612.X20

Pcs 1
Kg 5
mc 0,065

Ø 240

MINIGABRI/LUCIA-GD 1L
3R3.612.010

Pcs 1
Kg 3,5
mc 0,065

Ø 240

MINIGABRI/LUCIA-GD 2L
3R3.612.020

Pcs 1
Kg 4,5
mc 0,065

Ø 240

MINIGABRI REMI/LUCIA-GD 1L
3R3.612.X10

Pcs 1
Kg 3,5
mc 0,065

Ø 240

MINIGABRI REMI/LUCIA-GD 2L
3R3.612.X20

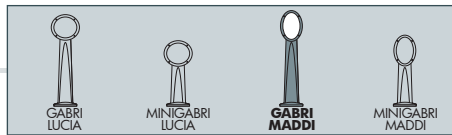
Pcs 1
Kg 5
mc 0,065

Ø 240

GABRI/MADDI RANGE

BULKHEAD BOLLARD





GABRI/MADDI 1L
1V3.613.010

Pcs 1
Kg 4
mc 0,097

Ø 240

GABRI/MADDI 2L
1V3.613.020

Pcs 1
Kg 5
mc 0,097

Ø 240

GABRI REMI/MADDI 1L
1V3.613.X10

Pcs 1
Kg 4,5
mc 0,097

Ø 240

GABRI REMI/MADDI 2L
1V3.613.X20

Pcs 1
Kg 6
mc 0,097

Ø 240

GABRI/MADDI-VE 1L
2V3.613.010

Pcs 1
Kg 4
mc 0,097

Ø 240

GABRI/MADDI-VE 2L
2V3.613.020

Pcs 1
Kg 5
mc 0,097

Ø 240

GABRI REMI/MADDI-VE 1L
2V3.613.X10

Pcs 1
Kg 4,5
mc 0,097

Ø 240

GABRI REMI/MADDI-VE 2L
2V3.613.X20

Pcs 1
Kg 6
mc 0,097

Ø 240

GABRI REMI/MADDI-HL 1L
3V3.613.X10

Pcs 1
Kg 4,5
mc 0,097

Ø 240

GABRI REMI/MADDI-HL 2L
3V3.613.X20

Pcs 1
Kg 6
mc 0,097

Ø 240

GARDEN REVIVAL
GARDEN CLASSIC
BOLLARD
UP&DOWN
DOWNLIGHT
IN-GROUND
BRICKLIGHT
FLOODLIGHT
BULKHEAD
SOLAR
URBAN CLASSIC
URBAN REVIVAL
URBAN MODERN
POST
LAMPS

MINIGABRI/MADDI RANGE


BULKHEAD BOLLARD



1V3.612.X10

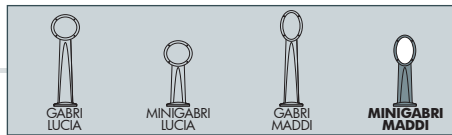


1V3.612.020



2V3.612.010

MADE IN ITALY



MINIGABRI/MADDI 1L
1V3.612.010

Pcs 1
Kg 3,5
mc 0,065

Ø 240

MINIGABRI/MADDI 2L
1V3.612.020

Pcs 1
Kg 4,5
mc 0,065

Ø 240

MINIGABRI REMI/MADDI 1L
1V3.612.X10

Pcs 1
Kg 3,5
mc 0,065

Ø 240

MINIGABRI REMI/MADDI 2L
1V3.612.X20

Pcs 1
Kg 5
mc 0,065

Ø 240

MINIGABRI/MADDI-VE 1L
2V3.612.010

Pcs 1
Kg 3,5
mc 0,065

Ø 240

MINIGABRI/MADDI-VE 2L
2V3.612.020

Pcs 1
Kg 4,5
mc 0,065

Ø 240

MINIGABRI REMI/MADDI-VE 1L
2V3.612.X10

Pcs 1
Kg 3,5
mc 0,065

Ø 240

MINIGABRI REMI/MADDI-VE 2L
2V3.612.X20

Pcs 1
Kg 5
mc 0,065

Ø 240

MINIGABRI REMI/MADDI-HL 1L
3V3.612.X10

Pcs 1
Kg 3,5
mc 0,065

Ø 240

MINIGABRI REMI/MADDI-HL 2L
3V3.612.X20

Pcs 1
Kg 5
mc 0,065

Ø 240

GARDEN REVIVAL
GARDEN CLASSIC
BOLLARD
UP&DOWN
DOWNLIGHT
IN-GROUND
BRICKLIGHT
FLOODLIGHT
BULKHEAD
SOLAR
URBAN CLASSIC
URBAN REVIVAL
URBAN MODERN
POST
LAMPS

PINA - PINELA/ RANGE

BULKHEAD BOLLARD



Bollard range in modern style, made in shockproof resin material, UV rays stabilized, rust and corrosion-free. Poles available in two different sizes. Modular system for single or double luminaries installation. To be combined with GERMANA and GIUSEPPE floodlight range (pag. 298 - 306). Insulation class II, protection rating IP66.

Gamma di bollard in stile moderno, realizzata in resina antiurto, stabilizzata ai raggi UV, inattaccabile da ruggine e corrosione. Palo disponibile in due diverse misure. Sistema modulare per permettere l'installazione singola o doppia dei corpi illuminanti. Da combinarsi con la gamma di apparecchi GERMANA e GIUSEPPE (pag. 298 - 306). Classe di isolamento II, grado di protezione IP66.



2N1.613.020


CCT SETTABLE

2700 K 3000 K 4000 K 6500 K

SDCM < 6

| | | | | |
|------------|-----------------|--------------|-------------------|--------------------|
| | | | | |
| | IECEE CB SCHEME | UV TREATED | DOUBLE INSULATION | PUBLIC RESIDENTIAL |
| | | | | |
| RECYCLABLE | ANTI-SHOCK | +90° -60° | POST | |






POLES



POST made in shockproof resin material, UV rays stabilized, rust and corrosion-free. Moulded colours in paste, no maintenance or painting required. Post and base are made of one piece only without joints to withstand the most strong stress. Provided with screws for ground fixation.

PALO realizzato in resina antiurto, stabilizzato ai raggi UV, inattaccabile da ruggine e corrosione. Colore stampato in pasta, non necessita di verniciatura. Palo e basamento sono fabbricati in un unico pezzo senza giunzioni per resistere alle più forti sollecitazioni. Provvisto di viti per il fissaggio a terra.

PINA - PINELA POST



Dimensions
Height: 800 mm
Width: 240 mm
Depth: 240 mm

MINIPINELA POST



Dimensions
Height: 500 mm
Width: 240 mm
Depth: 240 mm

Moulded colours:

Black White

Grey

Diffuser PMMA:

Opal

LUMINARIES INSTALLATION



IP66

MODULAR SYSTEM for single or double luminaries installation.

SISTEMA MODULARE per permettere l'installazione singola o doppia dei corpi illuminanti.

SUITABLE LUMINARIES FOR POST INSTALLATION



GERMANA
2N1.000

See page 298 for full details about **GERMANA** floodlight.

Informazioni complete sull'apparecchio **GERMANA** a pag.298.



GIUSEPPE
4P1.000
4P2.000


See page 306 for full details about **GIUSEPPE** floodlight.

Informazioni complete sull'apparecchio **GIUSEPPE** a pag.306.

AVAILABLE LAMPS

| GX53 LED | | | |
|----------------|---------------------|--------------|--------------|
| POWER | LUM. FLUX (Φ TOTAL) | COLOUR TEMP. | *ADD. SUFFIX |
| 2x 3W 6W | 820 lm | 6500 K | .G2K |
| | | 4000 K | |
| | | 3000 K | |
| 2x 10W 14W | 2580 lm | 6500 K | .D2K |
| | | 4000 K | |
| | | 3000 K | |
| E27 | | | |
| E27 (CFL -LED) | max 160 mm | | .P27 |

LED LAMPS



Comply with: EU2019/2015
EU2019/2020
Technical details on page 636.

AVAILABLE LAMPS

| GX53 LED | | | |
|----------|---------------------|--------------|--------------|
| POWER | LUM. FLUX (Φ TOTAL) | COLOUR TEMP. | *ADD. SUFFIX |
| 11,3 W | 1510 lm | 6500 K | .B1K |
| | | 4000 K | |
| | | 2700 K | |
| 17 W | 2350 lm | 6500 K | .E1K |
| | | 4000 K | |
| | | 2700 K | |

AVAILABLE LAMPS

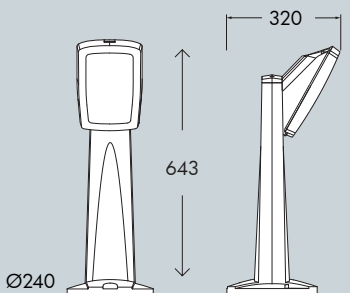
| 4X GX53 LED | | | |
|------------------|---------------------|--------------|--------------|
| POWER | LUM. FLUX (Φ TOTAL) | COLOUR TEMP. | *ADD. SUFFIX |
| 4x 10W 40W | 5160 lm | 6500 K | .D4K |
| | | 4000 K | |
| | | 3000 K | |
| 2x E27 | | | |
| 2xE27 (CFL -LED) | max 160 mm | | .P27 |

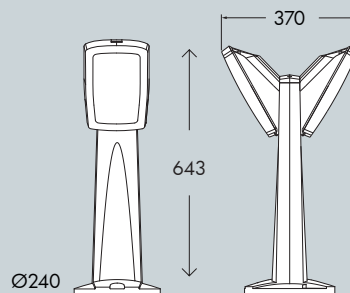
PINA - PINELA RANGE

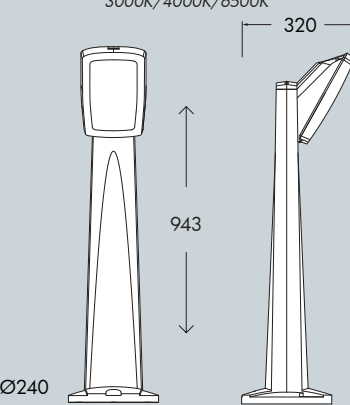
BULKHEAD BOLLARD

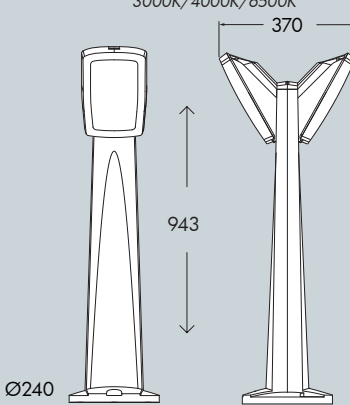


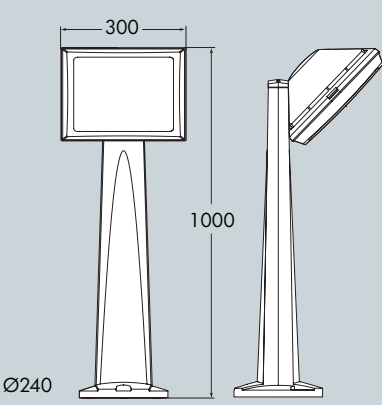


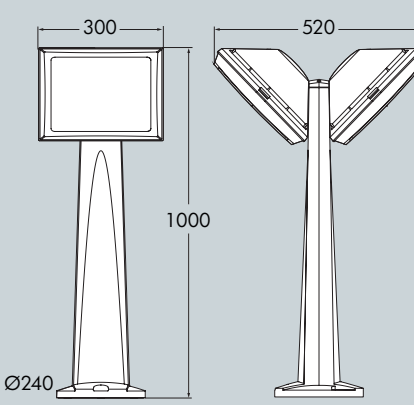
| MINIPINELA 1L | |
|---|-----------------|
| 6W | 2N1.612.010.G2K |
| 20W | 2N1.612.010.D2K |
| <p>2 CCT SETTABLE GX53 LED LAMPS INCLUDED 3000K/4000K/6500K</p>  <p>Pcs 1 Kg 3,5 mc 0,06</p> | |
| E27 lampholder | 2N1.612.010.P27 |
| E27 with sensor | 2N1.612.010.PS7 |

| MINIPINELA 2L | |
|--|-----------------|
| 2x6W | 2N1.612.020.G2K |
| 2x20W | 2N1.612.020.D2K |
| <p>2 CCT SETTABLE GX53 LED LAMPS INCLUDED 3000K/4000K/6500K</p>  <p>Pcs 1 Kg 4 mc 0,06</p> | |
| E27 lampholder | 2N1.612.020.P27 |
| E27 with sensor | 2N1.612.020.PS7 |

| PINELA 1L | |
|---|-----------------|
| 6W | 2N1.613.010.G2K |
| 20W | 2N1.613.010.D2K |
| <p>2 CCT SETTABLE GX53 LED LAMPS INCLUDED 3000K/4000K/6500K</p>  <p>Pcs 1 Kg 4 mc 0,097</p> | |
| E27 lampholder | 2N1.613.010.P27 |
| E27 with sensor | 2N1.613.010.PS7 |

| PINELA 2L | |
|--|-----------------|
| 2x6W | 2N1.613.020.G2K |
| 2x20W | 2N1.613.020.D2K |
| <p>2 CCT SETTABLE GX53 LED LAMPS INCLUDED 3000K/4000K/6500K</p>  <p>Pcs 1 Kg 5 mc 0,097</p> | |
| E27 lampholder | 2N1.613.020.P27 |
| E27 with sensor | 2N1.613.020.PS7 |

| PINA 1L | |
|---|-----------------|
| 11,3W | 4P1.613.010.B1K |
| 17W | 4P1.613.010.E1K |
| 40W | 4P2.613.010.D4K |
| <p>CCT SETTABLE GX53 LED LAMP INCLUDED</p>  <p>Pcs 1 Kg 4,5 mc 0,097</p> | |
| 2xE27 lampholder | 4P2.613.010.E28 |
| 2xE27 with sensor | 4P2.613.010.ES8 |

| PINA 2L | |
|--|-----------------|
| 2x 11,3W | 4P1.613.020.B1K |
| 2x 17W | 4P1.613.020.E1K |
| 2x 40W | 4P2.613.020.D4K |
| <p>CCT SETTABLE GX53 LED LAMP INCLUDED</p>  <p>Pcs 1 Kg 7 mc 0,097</p> | |
| 2xE27 lampholder | 4P2.613.020.E28 |
| 2xE27 with sensor | 4P2.613.020.ES8 |

| | | | | | | | | | | | | | | |
|-------|------|--------------|---------------|---------------|-------|----------|------------|------------|-----------|-----------|---------|---------|----------------|----------------|
| LAMPS | POST | URBAN MODERN | URBAN REVIVAL | URBAN CLASSIC | SOLAR | BULKHEAD | FLOODLIGHT | BRICKLIGHT | IN-GROUND | DOWNLIGHT | UP&DOWN | BOLLARD | GARDEN CLASSIC | GARDEN REVIVAL |
|-------|------|--------------|---------------|---------------|-------|----------|------------|------------|-----------|-----------|---------|---------|----------------|----------------|

UP&DOWN



GARDEN REVIVAL
GARDEN CLASSIC
BOLLARD
UP&DOWN
DOWNLIGHT
IN-GROUND
BRICKLIGHT
FLOODLIGHT
BULKHEAD
SOLAR
URBAN CLASSIC
URBAN REVIVAL
URBAN MODERN
POST
LAMPS

MAMETE

UP & DOWN



Luminaries suitable for wall or ground installation with directed light emission. Made of shockproof resin material, UV-rays stabilized, rust and corrosion-free. Round or square shape available. Supplied with TÜV-CB certified, long-life and efficient **G9 LED lamp included**. Insulation class II, protection rating IP67.



MAMETE SQUARE
1A3.000



MAMETE ROUND
2A3.000

Lampada idonea ad installazione a parete o al suolo con emissione della luce direzionata. Realizzata in resina antiurto, stabilizzata ai raggi UV, inattaccabile da ruggine e corrosione. Disponibile con forma quadrata o circolare. Fornita con inclusa lampadina a LED G9, certificata TÜV-CB di lunga durata ed elevata efficienza. Classe di isolamento II, grado di protezione IP67.



2A3.000.Z1L

GROUND INSTALLATION



1A3.000.Z1L

110

| | | | | | |
|--|--|--|--|--|--|
| | | | | | |
| | | | | | |

MADE IN ITALY



MAMETE - COMPONENTS

IP67



COVER made in shockproof resin material, UV rays stabilized, rust and corrosion free. Round or square shape available.

COVER in resina antiurto, stabilizzata ai raggi UV, inattaccabile da ruggine e corrosione. Disponibile in versione squadrata o tondeggiante.

BASE made in shockproof resin material, UV rays stabilized, rust and corrosion free. Suitable for wall or ground installation.

BASE in resina antiurto, stabilizzato ai raggi UV, inattaccabile da ruggine e corrosione. Idonea per installazione a parete o al suolo.

HOUSING made in shockproof resin material. Provided with G9 lampholder and watertight cable gland for a safe electrical devices connection.

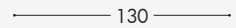
CASSA realizzata in resina antiurto. Provvista di portalamпада G9 e pressacavo a tenuta stagna, per consentire una sicura connessione degli accessori elettrici.

DIFFUSER made of shockproof resin material (PC) complete with silicone rubber gasket to ensure high protection against external agents. Frosted or coloured versions, to get a customized ambiance.

DIFFUSORE in resina antiurto (PC) completo di guarnizione in gomma siliconica per garantire un alto livello di protezione contro gli agenti esterni. Disponibile nella versione satinata o colorata, per ottenere un'ambientazione personalizzata.



MAMETE



Dimensions and weight
Height: 134mm (round) - 130mm (square)
Width : 60 mm
Depth: 60 mm
Weight: 0,20 Kg

Cover colours:



Diffuser PC:



G9 LED

100 - 240 V



| LAMP | POWER | LUMINOUS FLUX UP TO | COLOUR TEMP. | *ADD. SUFFIX |
|------|--------------|---------------------|--------------|--------------|
| | 1,7 W | 150 Lm | 4000 K | .Z1L |
| | | | 3000 K | .Z1R |

Luminaires supplied as standard with TÜV-CB certified, long-life and efficient **G9 LED lamp included**. Quick and easy lamp replacement for a very simple maintenance after installation:

- **COST SAVING:** long-life and efficient LED light sources.
- **BUILT-IN DRIVER:** quick and easy lamp replacement.
- **GREAT FLEXIBILITY:** G9 standard lamp holder.
- **FUTURE-PROOFED LUMINARIES:** performances easy to upgrade to latest technology developments.
- **100-240V:** wide voltage range to protect the driver from power surges.

LED LAMPS



Comply with: EU2019/2015
EU2019/2020
Technical details on page 636.

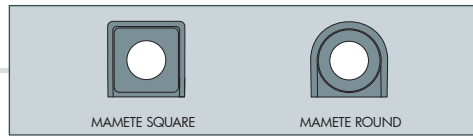
* ADD THESE SUFFIXES TO THE REFERENCES MENTIONED IN THE CATALOGUE

MAMETE

UP&DOWN



MADE IN ITALY



MAMETE SQUARE

1A3.000.Z1L

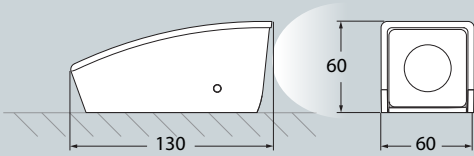
1,7W

1A3.000.Z1R

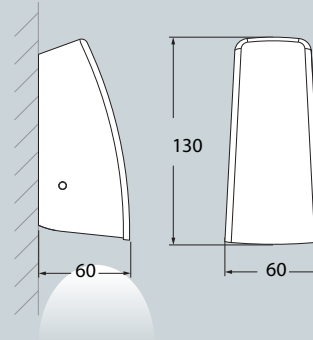
4000K

G9 LED LAMP INCLUDED

3000K



GROUND INSTALLATION



WALL INSTALLATION

Pcs 50
Kg 13,1
mc 0,057

MAMETE ROUND

2A3.000.Z1L

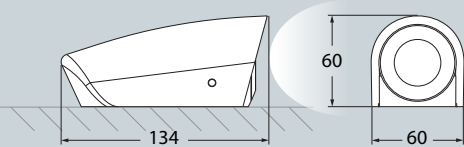
1,7W

2A3.000.Z1R

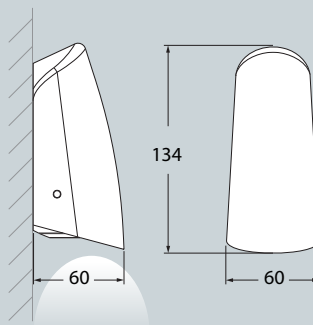
4000K

G9 LED LAMP INCLUDED

3000K



GROUND INSTALLATION



WALL INSTALLATION

Pcs 50
Kg 13,7
mc 0,057

GARDEN REVIVAL
GARDEN CLASSIC
BOLLARD
UP&DOWN
DOWNLIGHT
IN-GROUND
BRICKLIGHT
FLOODLIGHT
BULKHEAD
SOLAR
URBAN CLASSIC
URBAN REVIVAL
URBAN MODERN
POST
LAMPS

ABRAM

UP & DOWN



Bulkhead lamp with UP&DOWN light emission, available in three different sizes and wattage versions. Made of shockproof resin material, UV-rays stabilized, rust and corrosion-free. Supplied with TÜV certified, long-life, efficient and **Kelvin settable R7s LED lamps included**. Insulation class II, Protection rating IP55.



Plafoniera con emissione della luce UP&DOWN, disponibile in tre diverse misure e potenze. Realizzata in resina antiurto, stabilizzata ai raggi UV, inattaccabile da ruggine e corrosione. Fornita con inclusa lampadina a LED R7s con Kelvin impostabile, certificata TÜV, di lunga durata ed elevata efficienza. Classe di isolamento II, grado di protezione IP55.



AB1.000.J1K

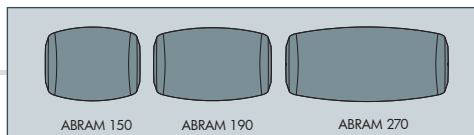
CCT SETTABLE

SDCM <6

2700 K 4000 K 6500 K

| | | | |
|--|--|--|--|
| | | | |
| | | | |
| | | | |

MADE IN ITALY



ABRAM - COMPONENTS

IP55



COVER made in shockproof resin material, UV-rays stabilized, rust and corrosion free. Designed for getting up&down light emission. Three different sizes available.

COVER realizzata in resina antiurto, stabilizzata ai raggi UV, inattaccabile da ruggine e corrosione. Disegnata per ottenere un'emissione bidirezionale della luce. Disponibile in tre diverse misure.

Clear **MODULE** made in shockproof resin material, UV-rays stabilized, consisting of a cover and a base suitable for the electrical devices fixation. Provided with silicone rubber gasket to ensure high protection against external agents and supplied complete with **R7s led lamp**.

MODULO trasparente realizzato in resina antiurto stabilizzata ai raggi UV, composto da un coperchio e da una base, adatta ad alloggiare gli accessori elettrici. Provvisto di guarnizione in gomma siliconica per garantire un alto livello di protezione contro gli agenti esterni e fornito completo di lampadina led R7s.

Wall BASE designed for hosting the led module. Made in shockproof resin material, UV-rays stabilized, rust and corrosion free.

BASE a muro disegnata per accogliere il modulo led. Realizzata in resina antiurto, stabilizzata ai raggi UV, inattaccabile da ruggine e corrosione.

ABRAM

— 155/195/265 —



Dimensions and weight

Width: 155/195/265 mm
Height: 120 mm
Depth: 60 mm
Weight: 0,36/0,44/0,60 Kg

Moulded colours:

Black White Grey

Diffuser PC:

Clear

LED LAMPS



Comply with: EU2019/2015
EU2019/2020
Technical details on page 636.

R7s LED

100 - 240 V



| LAMP | POWER | LUMINOUS FLUX UP TO | COLOUR TEMP. | *ADD. SUFFIX |
|-------------|---------------|---------------------|----------------------------|--------------|
| R7s LED | 3,5 W | 365 lm | 6500 K 4000 K 2700 K | .J1K |
| R7s LED | 7,5 W | 790 lm | 6500 K 4000 K 2700 K | .K1K |
| R7s LED | 10,5 W | 1160 lm | 6500 K 4000 K 2700 K | .P1K |

Up&down bulkhead supplied with TÜV certified, long-life, efficient and **Kelvin settable R7s LED lamp included**. Different wattages available. Quick and easy lamp replacement for a very simple maintenance after installation.

- **COST SAVING:** long-life and efficient LED light sources.
- **BUILT-IN DRIVER:** quick and easy lamp replacement.
- **GREAT FLEXIBILITY:** R7s standard lamp holder.
- **FUTURE-PROOFED LUMINARIES:** performances easy to upgrade to latest technology developments.
- **SUITABLE FOR OUTDOOR USE:** built-in driver fully protected against heat and humidity by silicone paste.

CCT SETTABLE LED LAMP



CCT switch settable in three different positions, to select the desired Kelvin temperature (2700K/4000K/6500K) and get a customized ambiance.

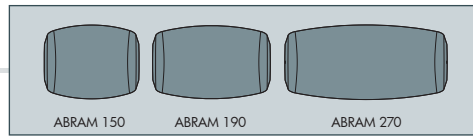
* ADD THESE SUFFIXES TO THE REFERENCES MENTIONED IN THE CATALOGUE

ABRAM

UP&DOWN



MADE IN ITALY



ABRAM 150 AB1.000.J1K

3,5W

CCT SETTABLE R7s LED LAMP INCLUDED
2700K/4000K/6500K

Pcs 30
Kg 11
mc 0,057

ABRAM 190 AB2.000.K1K

7,5W

CCT SETTABLE R7s LED LAMP INCLUDED
2700K/4000K/6500K

Pcs 30
Kg 13,3
mc 0,057

ABRAM 270 AB3.000.P1K

10,5W

CCT SETTABLE R7s LED LAMP INCLUDED
2700K/4000K/6500K

Pcs 14
Kg 8,5
mc 0,057

FRANCY

UP & DOWN

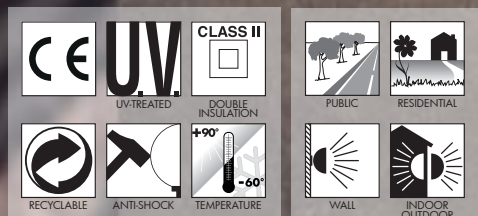
Bulkhead lamp with no visible screws and UP&DOWN light emission. Made of shockproof resin material, UV-rays stabilized, rust and corrosion-free. Supplied with TÜV-CB certified, long-life, efficient **E27 LED lamp** suitable for outdoor use **included**. Insulation class II, protection rating IP66.

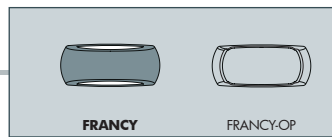


Plafoniera senza viti a vista con emissione della luce UP&DOWN. Realizzata in resina antiurto, stabilizzata ai raggi UV, inattaccabile da ruggine e corrosione. Fornita con inclusa lampadina LED E27 adatta ad uso in ambiente esterno, certificata TÜV-CB, di lunga durata ed elevata efficienza. Classe di isolamento II, grado di protezione IP66.



1A1.000.F1R





FRANCY - COMPONENTS

IP 66



COVER with no visible screws made of shockproof resin material UV-rays stabilized. Designed for getting UP&DOWN or side light emission.

COVER senza viti a vista realizzata in resina antiurto, stabilizzata ai raggi UV. Disegnata per ottenere un'emissione laterale della luce.

DIFFUSER made of UV-rays stabilized polymethylmethacrylate (PMMA) screwed to the bulkhead base.

DIFFUSORE realizzato in polimetilmetacrilato (PMMA) stabilizzato ai raggi UV da avvitare alla base della plafoniera.

BASE made of shockproof resin material, UV-rays stabilized, suitable for the electrical devices fixation. Provided with E27 lampholder and with silicone rubber gasket to ensure high protection against external agents.

BASE realizzata in resina antiurto, stabilizzata ai raggi UV, adatta ad alloggiare gli accessori elettrici. Fornita completa di portalampana E27 e di guarnizione in gomma siliconica per garantire un alto livello di protezione contro gli agenti esterni.

FRANCY



Dimensions and weight

Width: 130 mm
Height: 300 mm
Depth: 90 mm
Weight: 0,7 Kg

Moulded Colours:

Black Grey White

Diffuser PMMA:

Opal

E27



FULLY PRE-WIRED

Bulkhead supplied **fully pre-wired** with **E27** lampholder. Provided with TÜV-CB certified, long-life, efficient **E27 LED lamp** suitable for outdoor use. Quick and easy lamp replacement for a very simple maintenance after installation.

100 - 240 V

| LAMP | POWER | LUMINOUS FLUX UP TO | COLOUR TEMP. | *ADD. SUFFIX |
|---------------------|--------------|---------------------|----------------------------|--------------|
| FILAMENT LED E27 | 6,5 W | 800 lm | 2700 K | .F1R |
| CCT SET LED E27 (*) | 8,5 W | 920 lm | 6500 K 4000 K 2700 K | .V1K |

E27 with sensor



FULLY PRE-WIRED

Bulkhead supplied **fully pre-wired** with **E27** lampholder and **LED lamps** as an option. Complete with microwave daylight and motion **sensor**. Sensor operating voltage: 220-240V. (120V version available on demand).

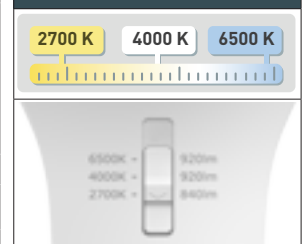
| LAMP | POWER | LUMINOUS FLUX UP TO | COLOUR TEMP. | *ADD. SUFFIX |
|---------------------|--------------|---------------------|----------------------------|--------------|
| FILAMENT LED E27 | 6,5 W | 800 lm | 2700 K | .S1R |
| CCT SET LED E27 (*) | 8,5 W | 920 lm | 6500 K 4000 K 2700 K | .VSK |

LED LAMPS



Comply with: EU2019/2015
EU2019/2020
Technical details on page 636.

CCT SETTABLE LED LAMP (*)



CCT switch settable in three different positions, to select the desired Kelvin temperature (2700K/4000K/6500K) and get a customized ambience.

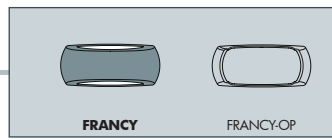
6,5W filament
8,5W CCT
 = **60W incandescent**
SAVE up to 89%

* ADD THESE SUFFIXES TO THE REFERENCES MENTIONED IN THE CATALOGUE

FRANCY

UP&DOWN





| FRANCY | | |
|------------------------------|-------------------|-------------|
| 6,5W | 2700K | 1A1.000.F1R |
| 8,5W | 2700K/4000K/6500K | 1A1.000.V1K |
| E27 LED LAMP INCLUDED | | |
| | | |
| Pcs 24 Kg 18,2 mc 0,12 | | |

GARDEN REVIVAL
GARDEN CLASSIC
BOLLARD
UP&DOWN
DOWNLIGHT
IN-GROUND
BRICKLIGHT
FLOODLIGHT
BULKHEAD
SOLAR
URBAN CLASSIC
URBAN REVIVAL
URBAN MODERN
POST
LAMPS

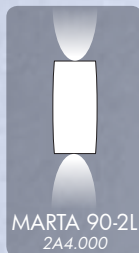
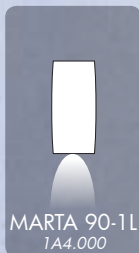
MARTA 90

UP & DOWN



Up&down bulkhead lamp made of shockproof resin material, UV-rays stabilized, rust and corrosion-free. Available with single opening for one side light emission or with double opening for up&down light emission. Supplied as standard with TÜV-CB certified, long-life, efficient and **Kelvin settable GU10 LED lamps**. Insulation class II, Protection rating IP55.

Plafoniera up&down realizzata in resina antiurto, stabilizzata ai raggi UV, inattaccabile da ruggine e corrosione. Disponibile con apertura singola ed emissione della luce in una sola direzione o con apertura doppia ed emissione della luce up&down. Fornito nella versione standard con inclusa lampadina a LED GU10 con Kelvin impostabile certificata TÜV-CB di lunga durata ed elevata efficienza. Classe di isolamento II, grado di protezione IP55.



2A4.000.L2K

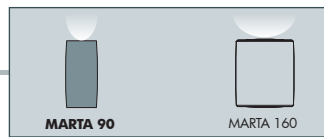
CCT SETTABLE

2700 K 4000 K

SDCM <3

| | | | | |
|--|--|--|--|--|
| | | | | |
| | | | | |





MARTA 90 - COMPONENTS

IP55



BODY made of shockproof resin material, UV-rays stabilized, rust and corrosion free. Available with double openings for up&down light emission or with single opening for one side light emission.

CORPO in resina antiurto, stabilizzata ai raggi UV, inattaccabile da ruggine e corrosione. Disponibile con apertura doppia ed emissione della luce UP&DOWN o con apertura singola ed emissione della luce in una sola direzione.

DIFFUSER made of shockproof resin material (PC) complete with silicone rubber gasket to ensure high protection against external agents. Frosted or coloured versions, to get a customized ambiance.

DIFFUSORE in resina antiurto (PC) completo di guarnizione in gomma siliconica per garantire un alto livello di protezione contro gli agenti esterni. Disponibile nella versione satinata o colorata, per ottenere un'ambientazione personalizzata.



BASE made of shockproof resin material suitable for the electrical devices fixation and provided with single or double GU10 lampholder.

BASE in resina antiurto predisposta per il fissaggio degli accessori elettrici. Fornita completa di portalampe GU10 singolo o doppio.

MARTA 90

92



Dimensions and weight

Width: 92 mm
Height: 170 mm
Depth: 80 mm
Weight: 0,5 Kg

Moulded colours:

Black White Grey

Diffuser PC:

Frosted Green Orange
Blue

LED LAMPS



LVD EMC ERP

Comply with: EU2019/2015
EU2019/2020
Technical details on page 636.

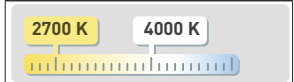
GU10 LED

100 - 240 V



| | LAMP | POWER | LUMINOUS FLUX (Φ TOTAL) UP TO | COLOUR TEMP. | *ADD. SUFFIX |
|-------------|----------|----------------|-------------------------------|------------------|--------------|
| MARTA 90-1L | GU10 LED | 3,5 W | 366 lm | 4000 K 2700 K | .U1K |
| | GU10 LED | 6 W | 615 lm | 4000 K 2700 K | .L1K |
| MARTA 90-2L | GU10 LED | 2x 3,5W 7 W | 732 lm | 4000 K 2700 K | .U2K |
| | GU10 LED | 2x 6W 12 W | 1230 lm | 4000 K 2700 K | .L2K |

CCT SETTABLE LED LAMP



CCT switch settable in two different positions, to select the desired Kelvin temperature (2700K/4000K) and get a customized ambiance.

Up&down bulkhead supplied as standard with single or double TÜV-CB certified long-life, efficient and Kelvin settable GU10 LED lamps included. Quick and easy lamp replacement for a very simple maintenance after installation.

- **COST SAVING:** long-life and efficient LED light sources.
- **BUILT-IN DRIVER:** quick and easy lamp replacement.
- **GREAT FLEXIBILITY:** GU10 standard lamp holder.
- **FUTURE-PROOFED LUMINARIES:** performances easy to upgrade to latest technology developments.
- **SUITABLE FOR OUTDOOR USE:** built-in driver fully protected against heat and humidity by silicone paste.


3.5W = **35W**
366 Lm = **HALOGEN**
SAVE 90%

6W = **50W**
615 Lm = **HALOGEN**
SAVE 88%

* ADD THESE SUFFIXES TO THE REFERENCES MENTIONED IN THE CATALOGUE

MARTA 90

UP & DOWN





| MARTA 90-1L | |
|-------------|-------------|
| 3,5W | 1A4.000.U1K |
| 6W | 1A4.000.L1K |

CCT SETTABLE GU10 LED LAMP INCLUDED
2700K/4000K

Pcs 36
Kg 17,3
mc 0,12

| MARTA 90-2L | |
|---------------|-------------|
| 2x3,5W | 2A4.000.U2K |
| 2x6W | 2A4.000.L2K |

2 CCT SETTABLE GU10 LED LAMP INCLUDED
2700K/4000K

Pcs 36
Kg 21,9
mc 0,12

GARDEN REVIVAL
GARDEN CLASSIC
BOLLARD
UP&DOWN
DOWNLIGHT
IN-GROUND
BRICKLIGHT
FLOODLIGHT
BULKHEAD
SOLAR
URBAN CLASSIC
URBAN REVIVAL
URBAN MODERN
POST
LAMPS

MARTA 160

UP & DOWN



Up&down bulkhead lamp made of shockproof resin material, UV-rays stabilized, rust and corrosion-free. Available with single opening for one side light emission or with double opening for up&down light emission. Supplied as standard with TÜV-CB certified, long-life, efficient and **Kelvin settable GX53 LED lamps included**. Single opening version available also with E27 lampholder. Insulation class II, Protection rating IP55.



*Plafoniera up&down realizzata in resina antiurto, stabilizzata ai raggi UV, inattaccabile da ruggine e corrosione. Disponibile con apertura singola ed emissione della luce in una sola direzione o con apertura doppia ed emissione della luce up&down. Fornita con **include lampadine a LED GX53 con kelvin impostabile** certificate TÜV-CB, di lunga durata ed elevata efficienza o provvista di portalampada E27. Classe di isolamento II, grado di protezione IP55.*



2A6.000.D2K

CCT SETTABLE

3000 K 4000 K 6500 K

SDCM <6

| | | | |
|--|--|--|--|
| | | | |
| | | | |
| | | | |

MADE IN ITALY



MARTA 160 - COMPONENTS

IP55



BODY made of shockproof resin material, UV-rays stabilized, rust and corrosion free. Available with double openings for up&down light emission or with single opening for one side light emission.

CORPO in resina antiurto, stabilizzata ai raggi UV, inattaccabile da ruggine e corrosione. Disponibile con apertura doppia ed emissione della luce up&down o con apertura singola ed emissione della luce in una sola direzione.

DIFFUSER made of shockproof resin material (PC) complete with silicone rubber gasket to ensure high protection against external agents. Frosted or coloured versions, to get a customized ambience.


DIFFUSORE in resina antiurto (PC) completo di guarnizione in gomma siliconica per garantire un alto livello di protezione contro gli agenti esterni. Disponibile nella versione satinata o colorata, per ottenere un'ambientazione personalizzata.



BASE made of shockproof resin material suitable for the electrical devices fixation and provided with single or double GX53 lampholder. For single opening version, the base can be supplied also with E27 lampholder.

BASE in resina antiurto predisposta per il fissaggio degli accessori elettrici. Fornita completa di portalam-pada GX53 singolo o doppio. Nella versione con apertura singola la base può essere fornita anche con portalam-pada E27.

MARTA 160



Dimensions and weight

Width: 164 mm
Height: 192 mm
Depth: 145 mm
Weight: 1,1 Kg

Moulded colours:

Black White Grey

Diffuser PC:

Frosted Green Orange Blue

GX53 LED

100 - 240 V



| | LAMP | POWER | LUMINOUS FLUX (Φ TOTAL) UP TO | COLOUR TEMP. | *ADD. SUFFIX |
|--------------|------|----------------|-------------------------------|--------------|--------------|
| MARTA 160-1L | | 3 W | 410 lm | 6500 K | .G1K |
| | | | | 4000 K | |
| | | | | 3000 K | |
| MARTA 160-2L | | 2x3 W 6 W | 820 lm | 6500 K | .D1K |
| | | | | 4000 K | |
| | | | | 3000 K | |
| MARTA 160-2L | | 2x10 W 20 W | 2580 lm | 6500 K | .D2K |
| | | | | 4000 K | |
| | | | | 3000 K | |

Up&Down bulkhead supplied as standard with TÜV-CB certified, long-life, efficient and Kelvin settable GX53 LED lamp included. Different wattages available. Quick and easy lamp replacement for a very simple maintenance after installation.

- **COST SAVING:** long-life and efficient LED light sources.
- **BUILT-IN DRIVER:** quick and easy lamp replacement.
- **GREAT FLEXIBILITY:** GX53 standard lamp holder.
- **FUTURE-PROOFED LUMINARIES:** performances easy to upgrade to latest technology developments.
- **SUITABLE FOR OUTDOOR USE:** built-in driver fully protected against heat and humidity by silicone paste.

E27

100 - 240 V

*ADD. SUFFIX



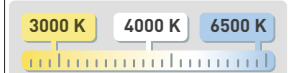
| | | | |
|------------------|--|------------|------|
| MARTA 160-1L E27 | E27 (CFL-LED) | max 110 mm | .E27 |
| | The E27 version is available only with single opening for one side light emission. | | |

LED LAMPS



Comply with: EU2019/2015
EU2019/2020
Technical details on page 636.

CCT SETTABLE LED LAMP



CCT switch settable in three different positions, to select the desired Kelvin temperature (3000K/4000K/6500K) and get a customized ambience.

* ADD THESE SUFFIXES TO THE REFERENCES MENTIONED IN THE CATALOGUE

MARTA 160

UP & DOWN





MARTA 160-1L GX53

| | |
|------------|-------------|
| 3W | 1A6.000.G1K |
| 10W | 1A6.000.D1K |

CCT SETTABLE GX53 LED LAMP INCLUDED
3000K/4000K/6500K

Pcs 18
Kg 26
mc 0,12

MARTA 160-2L GX53

| | |
|--------------|-------------|
| 2x3W | 2A6.000.G2K |
| 2x10W | 2A6.000.D2K |

2 CCT SETTABLE GX53 LED LAMP INCLUDED
3000K/4000K/6500K

Pcs 18
Kg 28
mc 0,12

MARTA 160-1L E27

E27 lampholder

1A6.000.E27

Pcs 18
Kg 20
mc 0,12

GARDEN REVIVAL
GARDEN CLASSIC
BOLLARD
UP&DOWN
DOWNLIGHT
IN-GROUND
BRICKLIGHT
FLOODLIGHT
BULKHEAD
SOLAR
URBAN CLASSIC
URBAN REVIVAL
URBAN MODERN
POST
LAMPS

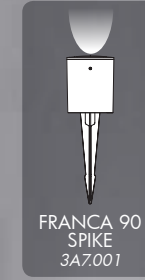
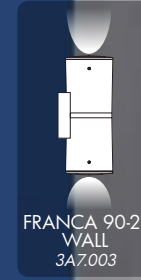
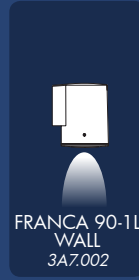

FRANCA 90

UP & DOWN



LED lamp range in modern style made of shockproof resin material, UV-rays stabilized, rust and corrosion-free. Suitable for indoor and outdoor installations on wall and ceilings or on spike. Wall version available with single opening for one side light emission or with double opening for up&down light emission. Supplied as standard with TÜV-CB certified, long-life, efficient and **Kelvin settable GU10 LED lamp included**. Insulation class II, protection rating IP55.

Collezione di lampade a LED in stile moderno, realizzata in resina antiurto, stabilizzata ai raggi UV, inattaccabile da ruggine e corrosione. Idonea per installazioni a muro a parete, a soffitto o su picchetto. Disponibile con apertura singola ed emissione della luce in una sola direzione o con apertura doppia ed emissione della luce up&down. Fornita con inclusa lampadina a LED GU10 con Kelvin impostabile, certificata TÜV-CB di lunga durata ed elevata efficienza. Classe di isolamento II, grado di protezione IP55.



3A7.003.U2K

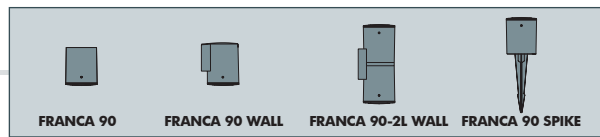
CCT SETTABLE

2700 K 4000 K

SDCM <3

| | | | |
|--|--|--|--|
| | | | |
| | | | |
| | | | |
| | | | |





FRANCA 90 - COMPONENTS

IP55



COVER with no visible screws made of shockproof resin material.

COVER senza viti a vista realizzata in resina antiurto.

DIFFUSER made of shockproof resin material (PC) complete with silicone rubber gasket to ensure high protection against external agents. Frosted or coloured versions, to get a customized ambience.

DIFFUSORE in resina antiurto (PC) completo di guarnizione in gomma siliconica per garantire un alto livello di protezione contro gli agenti esterni. Disponibile nella versione satinata o colorata, per ottenere un'ambientazione personalizzata.



CONNECTION RING made of shockproof resin material, provided with GU10 lampholder.

GHIERA di raccordo realizzata in resina antiurto fornita completa di portalampana GU10.

BODY made of shockproof resin material, UV-rays stabilized, rust and corrosion-free.

CORPO realizzato in resina antiurto, stabilizzata ai raggi UV, inattaccabile da ruggine e corrosione.

INSTALLATION ELEMENTS

- BRACKETS for single or double lights versions
- SPIKE for in ground installation.

ELEMENTI DI FISSAGGIO:

- SUPPORTI per installazione a parete con luce singola o doppia
- PICCHETTO per l'installazione nel terreno.

FRANCA 90



Dimensions and weight

Diameter: Ø95 mm
Height: 115 mm
Weight: 0,4 Kg

Moulded colours:

Black White Grey

Diffuser PC:

Frosted Green Orange
Blue

LED LAMPS





Comply with: EU2019/2015
EU2019/2020
Technical details on page 636.

GU10 LED

100 - 240 V



| LAMP | POWER | LUMINOUS FLUX (Φ TOTAL) UP TO | COLOUR TEMP. | *ADD. SUFFIX |
|---|-------|-------------------------------|--------------|--------------|
|  | 3,5 W | 366 lm | 4000 K | .U1K |
| | | | 2700 K | |
|  | 6 W | 615 lm | 4000 K | .L1K |
| | | | 2700 K | |

Up&down bulkhead supplied as standard with single or double TÜV-CB certified long-life, efficient and **Kelvin settable GU10 LED lamps included**. Quick and easy lamp replacement for a very simple maintenance after installation.

- **COST SAVING:** long-life and efficient LED light sources.
- **BUILT-IN DRIVER:** quick and easy lamp replacement.
- **GREAT FLEXIBILITY:** GU10 standard lamp holder.
- **FUTURE-PROOFED LUMINARIES:** performances easy to upgrade to latest technology developments.
- **SUITABLE FOR OUTDOOR USE:** built-in driver fully protected against heat and humidity by silicone paste.

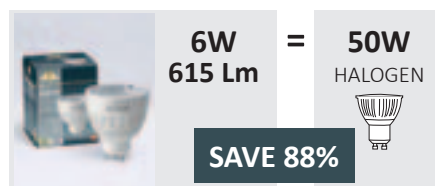
3.5W = **35W**
366 Lm = **HALOGEN**

SAVE 90%




6W = **50W**
615 Lm = **HALOGEN**

SAVE 88%



CCT SETTABLE LED LAMP



CCT switch settable in two different positions, to select the desired Kelvin temperature (2700K/4000K) and get a customized ambience.

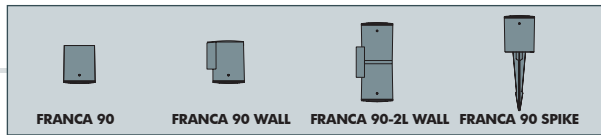
* ADD THESE SUFFIXES TO THE REFERENCES MENTIONED IN THE CATALOGUE

FRANCA 90

UP & DOWN



MADE IN ITALY



| FRANCA 90 | |
|-------------|-------------|
| 3,5W | 3A7.000.U1K |
| 6W | 3A7.000.L1K |

CCT SETTABLE GU10 LED LAMP INCLUDED
2700K/4000K

Pcs 30
Kg 12,6
mc 0,09

| FRANCA 90 SPIKE | |
|-----------------|-------------|
| 3,5W | 3A7.001.U1K |
| 6W | 3A7.001.L1K |

CCT SETTABLE GU10 LED LAMP INCLUDED
2700K/4000K

Pcs 30
Kg 13,6
mc 0,09

| FRANCA 90-1L WALL | |
|-------------------|-------------|
| 3,5W | 3A7.002.U1K |
| 6W | 3A7.002.L1K |

CCT SETTABLE GU10 LED LAMP INCLUDED
2700K/4000K

Pcs 30
Kg 13,6
mc 0,09

| FRANCA 90-2L WALL | |
|-------------------|-------------|
| 2 x 3,5W | 3A7.003.U2K |
| 2 x 6W | 3A7.003.L2K |

2 CCT SETTABLE GU10 LED LAMP INCLUDED
2700K/4000K

Pcs 20
Kg 22
mc 0,12

| | | | | | | | | | | | | | | |
|-------|------|--------------|---------------|---------------|-------|----------|------------|------------|-----------|-----------|---------|---------|----------------|----------------|
| LAMPS | POST | URBAN MODERN | URBAN REVIVAL | URBAN CLASSIC | SOLAR | BULKHEAD | FLOODLIGHT | BRICKLIGHT | IN-GROUND | DOWNLIGHT | UP&DOWN | BOLLARD | GARDEN CLASSIC | GARDEN REVIVAL |
|-------|------|--------------|---------------|---------------|-------|----------|------------|------------|-----------|-----------|---------|---------|----------------|----------------|



DOWNLIGHT

TERESA 50

Luminaries suitable for downlight and decklight installation with no visible screws. Made of shockproof resin material, UV-rays stabilized, rust and corrosion-free. Round or square shape available with several cover versions. Supplied with TÜV-CB certified, long-life and efficient **G9 LED lamp included**. Insulation class II, protection rating IP 67.

*Lampada idonea ad incasso a soffitto e a muro senza viti a vista. Realizzata in resina antiurto, stabilizzata ai raggi UV, inattaccabile da ruggine e corrosione. Disponibile con forma quadrata o circolare in diverse versioni di cover. Fornita con **inclusa lampadina a LED G9**, certificata TÜV-CB di lunga durata ed elevata efficienza. Classe di isolamento II, grado di protezione IP67.*



TERESA
210.000



TERESA 1L
211.000



TERESA 2L
212.000




TERESA
SQUARE
214.000



210.000.Z1L



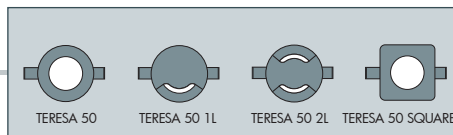
DOWNLIGHT INSTALLATION



DECKLIGHT INSTALLATION



MADE IN ITALY



TERESA 50 - COMPONENTS

IP67



METAL SPRING suitable for downlight and deklight installation.

MOLLETTA METALLICA per permettere l'installazione in controsoffitti, pavimenti e divisori in legno.

HOUSING made in shockproof resin material. Provided with G9 lampholder and watertight cable gland for a safe electrical devices connection.

CASSA realizzata in resina antiurto. Provvista di portalamпада G9 e pressacavo a tenuta stagna, per consentire una sicura connessione degli accessori elettrici.

DIFFUSER made of shockproof resin material (PC) complete with silicone rubber gasket to ensure high protection against external agents. Frosted or coloured versions, to get a customized ambiance.

DIFFUSORE in resina antiurto (PC) completo di guarnizione in gomma siliconica per garantire un alto livello di protezione contro gli agenti esterni. Disponibile nella versione satinata o colorata, per ottenere un'ambientazione personalizzata.



COVER with no visible screws made in shockproof resin material, UV rays stabilized, rust and corrosion free. Plain (round or square), one-opening or two-opening versions available, for a diffuse or directed light emission.

COVER senza viti a vista realizzata in resina antiurto, stabilizzata ai raggi UV, inattaccabile da ruggine e corrosione. Disponibile nella versione aperta (quadrata o ad anello), con una apertura o con due aperture, per permettere un'emissione della luce diffusa o direzionata.

TERESA 50

— Ø 50 —



Dimensions and weight

Installation housing depth: 70mm
Diameter: Ø 50 mm
Weight: 0,2 Kg

Cover colours:

Black White Grey

Diffuser PC:

Frosted
Blue Green Orange

LED LAMPS



Comply with: EU2019/2015
EU2019/2020
Technical details on page 636.

G9 LED

100 - 240 V



| LAMP | POWER | LUMINOUS FLUX UP TO | COLOUR TEMP. | *ADD. SUFFIX |
|------|--------------|---------------------|--------------|--------------|
| | 1,7 W | 150 Lm | 4000 K | .Z1L |
| | | | 3000 K | .Z1R |

Recessed, downlight or decklight luminaires supplied as standard with TÜV-CB certified, long-life and efficient **G9 LED lamp included**. Quick and easy lamp replacement for a very simple maintenance after installation.

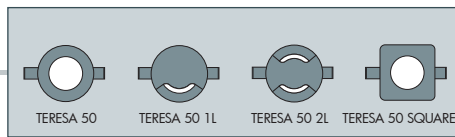
- **COST SAVING:** long-life and efficient LED light sources.
- **BUILT-IN DRIVER:** quick and easy lamp replacement.
- **GREAT FLEXIBILITY:** G9 standard lamp holder.
- **FUTURE-PROOFED LUMINARIES:** performances easy to upgrade to latest technology developments.
- **100-240V:** wide voltage range to protect the driver from power surges.

* ADD THESE SUFFIXES TO THE REFERENCES MENTIONED IN THE CATALOGUE

TERESA 50

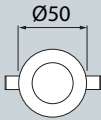
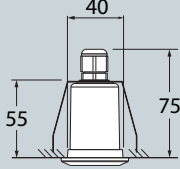
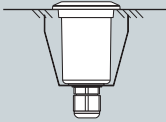
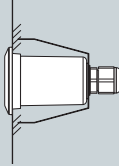
DOWNLIGHT/DECKLIGHT





TERESA 50

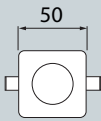
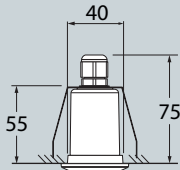
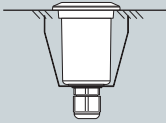
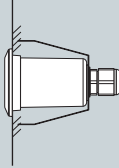
| | | |
|-------------|----------------------|-------------|
| 210.000.Z1L | 1,7W | 210.000.Z1R |
| 4000K | G9 LED LAMP INCLUDED | 3000K |

Pcs 75
Kg 13,1
mc 0,057

TERESA 50 SQUARE

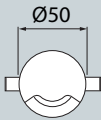
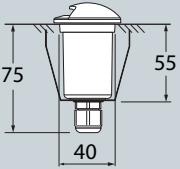
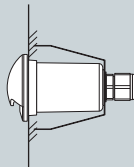

| | | |
|-------------|----------------------|-------------|
| 214.000.Z1L | 1,7W | 214.000.Z1R |
| 4000K | G9 LED LAMP INCLUDED | 3000K |

Pcs 75
Kg 13,1
mc 0,057

TERESA 50 1L

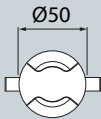
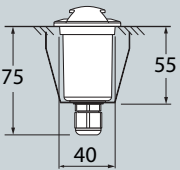
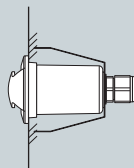

| | | |
|-------------|----------------------|-------------|
| 211.000.Z1L | 1,7W | 211.000.Z1R |
| 4000K | G9 LED LAMP INCLUDED | 3000K |

Pcs 75
Kg 13,1
mc 0,057

TERESA 50 2L

| | | |
|-------------|----------------------|-------------|
| 212.000.Z1L | 1,7W | 212.000.Z1R |
| 4000K | G9 LED LAMP INCLUDED | 3000K |

Pcs 75
Kg 13,1
mc 0,057

TERESA 90

DOWNLIGHT



Recessed downlight luminaries with round shape and no visible screws. Made of shockproof resin material, UV-rays stabilized, rust and corrosion-free. Supplied with TÜV-CB certified, long-life, efficient and Kelvin settable **GU10 LED lamps included**. Insulation class II, protection rating IP55 (optical unit).

Lampada circolare per incasso a soffitto, senza viti a vista. Realizzata in resina antiurto, stabilizzata ai raggi UV, inattaccabile da ruggine e corrosione. Fornita con inclusa lampadina a LED GU10, certificata TÜV-CB di lunga durata ed elevata efficienza. Classe di isolamento II, grado di protezione IP55 (vano ottico).



310.000.U1K

CCT SETTABLE

2700 K 4000 K

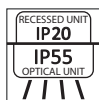
SDCM <3

| | | | | | |
|------------|------------|-------------|--|-----------|----------------|
| | | | | | |
| | | | | | |
| RECYCLABLE | ANTI-SHOCK | TEMPERATURE | | DOWNLIGHT | INDOOR OUTDOOR |





TERESA 90 - COMPONENTS



COVER made of shockproof resin material, designed to grant protection and safety to the electrical connections. Provided of holes with cable tearproof function.

***CALOTTA** realizzata in resina antiurto, atta a garantire protezione e sicurezza alle connessioni elettriche. Provvista di fori con funzione antistrappo del cavo.*



HOUSING made of shockproof resin material, UV-rays stabilized, rust and corrosion-free. Provided with GU10 lampholder and metal spring to allow recessed downlight installation.

***CASSA** realizzata in resina antiurto stabilizzata ai raggi UV, inattaccabile da ruggine e corrosione. Provvista di portalamпада GU10 e molletta metallica per permetterne l'installazione in controsoffitti.*



DIFFUSER in opal color to grant a uniform spread of the lighting output and get a lower dazzle. Made of shockproof resin material (PC) and complete with silicone rubber gasket to ensure high protection against external agents.

***DIFFUSORE** in colore opale per garantire una distribuzione uniforme del fascio luminoso e ridurre l'abbagliamento. Realizzato in resina antiurto (PC) e completo di guarnizione in gomma siliconica per garantire un alto livello di protezione contro gli agenti esterni.*



TERESA 90



100

Ø 90

Dimensions and weight

Installation housing depth: 100mm
Diameter: Ø 90 mm
Weight: 0,192 Kg

Moulded colours:

Black White Grey

Diffuser PC:

Opal

LED LAMPS





Comply with: EU2019/2015
EU2019/2020
Technical details on page 636.

GU10 LED

100 - 240 V



| LAMP | POWER | LUMINOUS FLUX (Φ TOTAL) UP TO | COLOUR TEMP. | *ADD. SUFFIX |
|---|-------------|-------------------------------|--------------|--------------|
|  | 3,5W | 366 Lm | 4000 K | .U1K |
| | | | 2700 K | |
|  | 6W | 615 Lm | 4000 K | .L1K |
| | | | 2700 K | |

Recessed downlight luminaries supplied with TÜV-CB certified, long-life, efficient and Kelvin settable **GU10 LED lamp included**. Different wattages available. Quick and easy lamp replacement for a very simple maintenance after installation.

- **COST SAVING:** long-life and efficient LED light sources.
- **BUILT-IN DRIVER:** quick and easy lamp replacement.
- **GREAT FLEXIBILITY:** GU10 standard lamp holder.
- **FUTURE-PROOFED LUMINARIES:** performances easy to upgrade to latest technology developments.
- **SUITABLE FOR OUTDOOR USE:** built-in driver fully protected against heat and humidity by silicone paste.

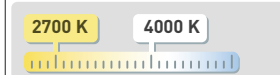
3.5W 366 Lm = **35W HALOGEN**
SAVE 90%



6W 615 Lm = **50W HALOGEN**
SAVE 88%



CCT SETTABLE LED LAMP



CCT switch settable in two different positions, to select the desired Kelvin temperature (2700K/4000K) and get a customized ambience.

* ADD THESE SUFFIXES TO THE REFERENCES MENTIONED IN THE CATALOGUE

GARDEN REVIVAL
GARDEN CLASSIC
BOLLARD
UP&DOWN
DOWNLIGHT
IN-GROUND
BRICKLIGHT
FLOODLIGHT
BULKHEAD
SOLAR
URBAN CLASSIC
URBAN REVIVAL
URBAN MODERN
POST
LAMPS

TERESA 160

DOWNLIGHT



Recessed downlight luminaries with round shape and no visible screws. Made of shockproof resin material, UV-rays stabilized, rust and corrosion-free. Supplied with TÜV-CB certified, long-life, efficient and Kelvin settable GX53 LED lamps included. Insulation class II, protection rating IP55.

Lampada circolare per incasso a soffitto, senza viti a vista. Realizzata in resina antiurto, stabilizzata ai raggi UV, inattaccabile da ruggine e corrosione. Fornita con inclusa lampadina a LED GX53 con Kelvin impostabile, certificata TÜV-CB di lunga durata ed elevata efficienza. Classe di isolamento II, grado di protezione IP55.

| | | | |
|--------------------------|--|---------------------------|---------------------------|
| TERESA 50 210.000 | TERESA 90 310.000 S 317.000 SMART PACK | TERESA 160 410.000 | TERESA 260 510.000 |
|--------------------------|--|---------------------------|---------------------------|



410.000.D1K

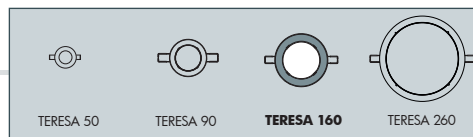
CCT SETTABLE

3000 K 4000 K 6500 K

SDCM <6

| | | | | | |
|--|--|--|--|--|--|
| | | | | | |
| | | | | | |





TERESA 160 - COMPONENTS

IP55



HOUSING made of shockproof resin material, suitable for the electrical devices fixation into it. Provided complete with GX53 lampholder and metal spring for recessed downlight installation.

CASSA realizzata in resina antiurto, predisposta per il fissaggio al suo interno degli accessori elettrici. Fornita completa di portalampana GX53 e di molletta metallica per permetterne l'installazione in controsoffitti.

DIFFUSER in opal color to grant a uniform spread of the lighting output and get a lower dazzle. Made of shockproof resin material (PC) and complete with silicone rubber gasket to ensure high protection against external agents. DIFFUSORE in colore opale.

DIFFUSORE in colore opale per garantire una distribuzione uniforme del fascio luminoso e ridurre l'abbagliamento. Realizzato in resina antiurto (PC) e completo di guarnizione in gomma siliconica per garantire un alto livello di protezione contro gli agenti esterni.

TERESA 160



Dimensions and weight
Installation housing depth: 69mm
Diameter: Ø 160 mm
Weight: 0,347 Kg

Moulded colours:

Black White Grey

Diffuser PC:

Opal

LED LAMPS





Comply with: EU2019/2015
EU2019/2020
Technical details on page 636.

GX53 LED

100 - 240 V



| LAMP | POWER | LUMINOUS FLUX (Φ TOTAL) UP TO | COLOUR TEMP. | *ADD. SUFFIX |
|---|-------------|-------------------------------|--------------|--------------|
|  | 3 W | 410 lm | 6500 K | .G1K |
| | | | 4000 K | |
| | | | 3000 K | |
|  | 10 W | 1290 lm | 6500 K | .D1K |
| | | | 4000 K | |
| | | | 3000 K | |


Recessed downlight luminaries supplied with TÜV-CB certified, long-life, efficient and **Kelvin settable GX53 lamp included**. Different wattages available. Quick and easy lamp replacement for a very simple maintenance after installation.

- **COST SAVING:** long-life and efficient LED light sources.
- **BUILT-IN DRIVER:** quick and easy lamp replacement.
- **GREAT FLEXIBILITY:** GX53 standard lamp holder.
- **FUTURE-PROOFED LUMINARIES:** easy to upgrade.
- **SUITABLE FOR OUTDOOR USE:** driver fully protected against heat and humidity by silicone paste.

3W
410 Lm = **40W**
incandescent
SAVE 93%

10W
1290 Lm = **100W**
incandescent
SAVE 90%

CCT SETTABLE LED LAMP



CCT switch settable in three different positions, to select the desired Kelvin temperature (3000K/4000K/6500K) and get a customized ambiance.

* ADD THESE SUFFIXES TO THE REFERENCES MENTIONED IN THE CATALOGUE

GARDEN REVIVAL
GARDEN CLASSIC
BOLLARD
UP&DOWN
DOWNLIGHT
IN-GROUND
BRICKLIGHT
FLOODLIGHT
BULKHEAD
SOLAR
URBAN CLASSIC
URBAN REVIVAL
URBAN MODERN
POST
LAMPS


TERESA 260

DOWNLIGHT



Recessed downlight luminaries with round shape and no visible screws. Made of shockproof resin material, UV-rays stabilized, rust and corrosion-free. **Kelvin settable GX53 LED**, or **E27** version available. Insulation class II, protection rating IP55.

*Lampada circolare per incasso a soffitto, senza viti a vista. Realizzata in resina antiurto, stabilizzata ai raggi UV, inattaccabile da ruggine e corrosione. Fornita nella versione a **LED GX53 con Kelvin impostabile**, o con **E27**. Classe di isolamento II, grado di protezione IP55.*



TERESA 50
210.000



TERESA 90
310.000

S 311.000
SMART PACK



TERESA 160
410.000



TERESA 260
510.000



510.000.B1K

CCT SETTABLE

2700 K 4000 K 6500 K

SDCM <6

| | | | | | |
|------------|------------|-------------|--|-----------|----------------|
| | | | | | |
| | | | | | |
| RECYCLABLE | ANTI-SHOCK | TEMPERATURE | | DOWNLIGHT | INDOOR OUTDOOR |



TERESA 260 - COMPONENTS

IP55



HOUSING made of shockproof resin material, suitable for the electrical devices fixation into it. Provided complete with GX53 lampholder and metal spring for recessed downlight installation.

CASSA realizzata in resina antiurto, predisposta per il fissaggio al suo interno degli accessori elettrici. Fornita completa di portalampana GX53 e di molletta metallica per permetterne l'installazione in controsoffitti.

DIFFUSER in opal color to grant a uniform spread of the lighting output and get a lower dazzle. Made of shockproof resin material (PC) and complete with silicone rubber gasket to ensure high protection against external agents.
DIFFUSORE in colore opale.

DIFFUSORE in colore opale per garantire una distribuzione uniforme del fascio luminoso e ridurre l'abbagliamento. Realizzato in resina antiurto (PC) e completo di guarnizione in gomma siliconica per garantire un alto livello di protezione contro gli agenti esterni.

TERESA 260



Dimensions and weight

Installation housing depth: 75mm
Diameter: Ø 260 mm
Weight: 0,735 Kg

Moulded colours:

Black White Grey

Diffuser PC:

Opal


GX53 LED



Recessed downlight luminaries supplied with TÜV-CB certified, long-life, efficient and Kelvin settable **GX53 lamp included**. Different wattages available. Quick and easy lamp replacement for a very simple maintenance after installation.

- **COST SAVING:** long-life and efficient LED light sources.
- **BUILT-IN DRIVER:** Quick and easy lamp replacement for a very simple maintenance after installation.

100 - 240 V

| LAMP | POWER | LUMINOUS FLUX (Φ TOTAL) UP TO | COLOUR TEMP. | *ADD. SUFFIX |
|---|----------------|-------------------------------|--------------|--------------|
|  | 11,3 W | 1510 lm | 6500 K | .B1K |
| | | | 4000 K | |
| | | | 2700 K | |
| 17 W | 2350 lm | 6500 K | .E1K | |
| | | 4000 K | | |
| | | 2700 K | | |



11,3W
17W = **100W**
150W
incandescent

SAVE 88%


E27



Recessed downlight luminaries supplied **fully pre-wired** with **E27 lampholder**. White resin reflective plate designed to grant lampholder protection and isolation. Safe fixation of the electrical devices on the plate rear side.

Daylight and motion sensor available as an option. Sensor operating voltage: 220-240V (120V available on demand).

*ADD. SUFFIX

| | | |
|----------------------------------|--|------|
| E27 (CFL-LED) | max 160 mm | .P27 |
| E27 + SENSOR (CFL-LED) |  | .PS7 |

LED LAMPS



Comply with: EU2019/2015
EU2019/2020
Technical details on page 636.

CCT SETTABLE LED LAMP



CCT switch settable in three different positions, to select the desired Kelvin temperature (2700K/4000K/6500K) and get a customized ambiance.

* ADD THESE SUFFIXES TO THE REFERENCES MENTIONED IN THE CATALOGUE

TERESA RANGE

DOWNLIGHT



310.000.U1K

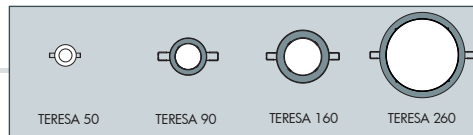


410.000.D1K



510.000.B1K





TERESA 90 GU10

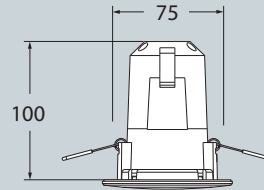
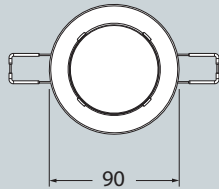
3,5 W

3L0.000.U1K

6 W

3L0.000.L1K

CCT SETTABLE GU10 LED LAMP INCLUDED
2700K/4000K



Pcs 40
Kg 10,5
mc 0,092

TERESA 160 GX53

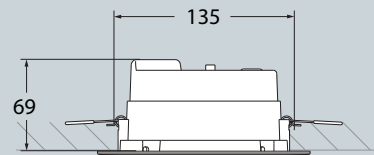
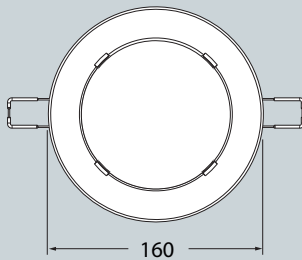
3W

4L0.000.G1K

10W

4L0.000.D1K

CCT SETTABLE GX53 LED LAMP INCLUDED
3000K/4000K/6500K



Pcs 18
Kg 8,4
mc 0,092

TERESA 260 GX53

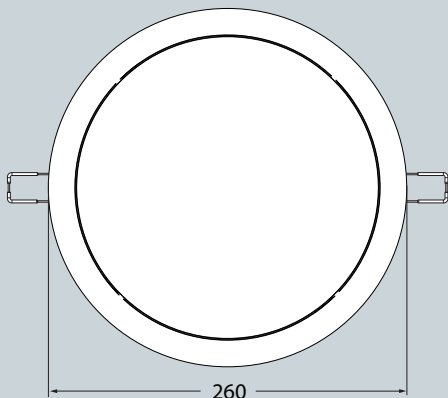
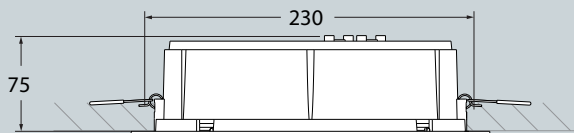
11,3W

5L0.000.B1K

17W

5L0.000.E1K

CCT SETTABLE GX53 LED LAMP INCLUDED
2700K/4000K/6500K



Pcs 16
Kg 14,4
mc 0,194

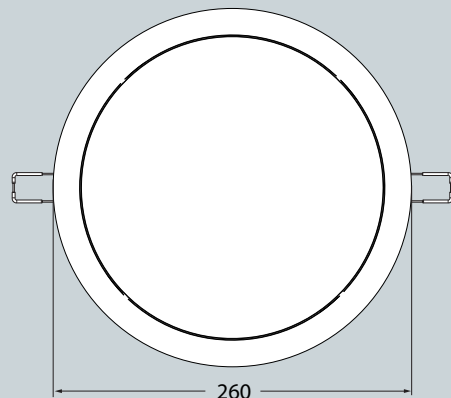
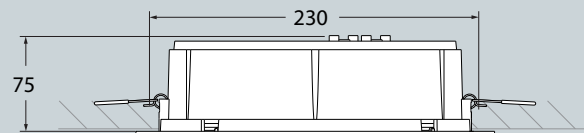
TERESA 260 E27

E27 lampholder

5L0.000.P27

E27 with sensor

5L0.000.PS7



Pcs 16
Kg 14,4
mc 0,194


LIVIA 60

DOWNLIGHT

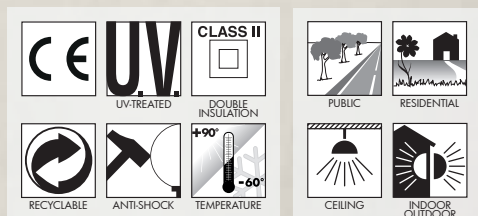


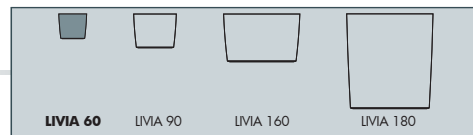
LED ceiling surface downlight with no visible screws, suitable for outdoor and indoor installations. Made of shockproof resin material, UV-rays stabilized, rust and corrosion-free. Supplied with TÜV-CB certified, long-life, and efficient **G9 LED lamps included**. Insulation class II, protection rating IP55.

Lampada a soffitto senza viti a vista adatta sia ad uso esterno che interno. Realizzata in resina antiurto, stabilizzata ai raggi UV, inattaccabile da ruggine e corrosione. Fornita con inclusa lampadina a LED G9, certificata TÜV-CB, di lunga durata ed elevata efficienza. Classe di isolamento II, grado di protezione IP55.



1A9.000.Z1L





LIVIA 60 - COMPONENTS

IP55



BASE made of shockproof resin material suitable for the electrical devices fixation and provided complete with G9 lampholder.

BASE in resina antiurto predisposta per il fissaggio degli accessori elettrici e fornita completa di portalampada G9.

DIFFUSER with frosted finishing made of shockproof resin material (PC), complete with silicone rubber gasket to ensure high protection against external agents.

DIFFUSORE satinato in resina antiurto (PC) completo di guarnizione in gomma silicica per garantire un alto livello di protezione contro gli agenti esterni.

COVER made of shockproof resin material, UV-rays stabilized, rust and corrosion-free. Quick and easy locking system to the base without screws.

COVER realizzata in resina antiurto, stabilizzata ai raggi UV, inattaccabile da ruggine e corrosione. Sistema di aggancio alla base facile e veloce senza l'ausilio di viti.

LIVIA 60



Dimensions and weight

Diameter: Ø60 mm
Height: 69 mm
Weight: 0,10 Kg

Moulded colours:

Black White Grey

Diffuser PC:

Frosted

LED LAMPS




Comply with: EU2019/2015
EU2019/2020
Technical details on page 636.

G9 LED

100 - 240 V



| LAMP | POWER | LUMINOUS FLUX UP TO | COLOUR TEMP. | *ADD. SUFFIX |
|---|--------------|---------------------|--------------|--------------|
|  | 1,7 W | 150 Lm | 4000 K | .Z1L |
| | | | 3000 K | .Z1R |

Ceiling surface downlight supplied with TÜV-CB certified, long-life and efficient **G9 LED lamp included**. Quick and easy lamp replacement for a very simple maintenance after installation.

- **COST SAVING:** long-life and efficient LED light sources.
- **BUILT-IN DRIVER:** quick and easy lamp replacement.
- **GREAT FLEXIBILITY:** G9 standard lamp holder.
- **FUTURE-PROOFED LUMINARIES:** performances easy to upgrade to latest technology developments.
- **100-240V:** wide voltage range to protect the driver from power surges.

* ADD THESE SUFFIXES TO THE REFERENCES MENTIONED IN THE CATALOGUE

LIVIA 90

DOWNLIGHT

LED ceiling surface downlight with no visible screws, suitable for outdoor and indoor installations. Made of shockproof resin material, UV-rays stabilized, rust and corrosion-free. Supplied with TÜV-CB certified, long-life, efficient and Kelvin settable GU10 LED lamps included. Insulation class II, protection rating IP 55.

Lampada a soffitto senza viti a vista adatta sia ad uso esterno che interno. Realizzata in resina antiurto, stabilizzata ai raggi UV, inattaccabile da ruggine e corrosione. Completa di lampadine a LED GU10 con Kelvin impostabile, certificate TÜV-CB, di lunga durata ed elevata efficienza. Classe di isolamento II, grado di protezione IP55.

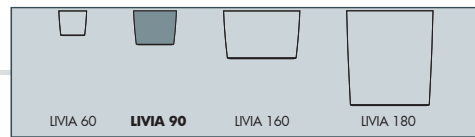


2A9.000.L1K

CCT SETTABLE

| | | | | |
|--|--|--|--|--|
| | | | | |
| | | | | |





LIVIA 90 - COMPONENTS

IP55



BASE made of shockproof resin material suitable for the electrical devices fixation and provided complete with GU10 lampholder.

BASE in resina antiurto predisposta per il fissaggio degli accessori elettrici e fornita completa di portalamпада GU10.


DIFFUSER with frosted finishing made of shockproof resin material (PC), complete with silicone rubber gasket to ensure high protection against external agents.

DIFFUSORE satinato in resina antiurto (PC) completo di guarnizione in gomma siliconica per garantire un alto livello di protezione contro gli agenti esterni.

COVER made of shockproof resin material, UV-rays stabilized, rust and corrosion-free. Quick and easy locking system to the base without screws.

COVER realizzata in resina antiurto, stabilizzata ai raggi UV, inattaccabile da ruggine e corrosione. Sistema di aggancio alla base facile e veloce senza l'ausilio di viti.

LIVIA 90



Dimensions and weight

Diameter: Ø96 mm
Height: 105 mm
Weight: 0,26 Kg

Moulded colours:

Black White Grey

Diffuser PC:

Frosted

LED LAMPS





Comply with: EU2019/2015
EU2019/2020
Technical details on page 636.

GU10 LED

100 - 240 V




| LAMP | POWER | LUMINOUS FLUX (Φ TOTAL) UP TO | COLOUR TEMP. | *ADD. SUFFIX |
|---|-------------|-------------------------------|--------------|--------------|
|  | 3,5W | 366Lm | 4000 K | .U1K |
| | | | 2700 K | |
|  | 6W | 615 Lm | 4000 K | .L1K |
| | | | 2700 K | |

Ceiling surface downlight supplied with TÜV-CB certified, long-life and efficient Kelvin settable GU10 LED lamp included. Different wattages available. Quick and easy lamp replacement for a very simple maintenance after installation.

- **COST SAVING:** long-life and efficient LED light sources.
- **BUILT-IN DRIVER:** quick and easy lamp replacement.
- **GREAT FLEXIBILITY:** GU10 standard lamp holder.
- **FUTURE-PROOFED LUMINARIES:** performances easy to upgrade to latest technology developments.
- **SUITABLE FOR OUTDOOR USE:** built-in driver fully protected against heat and humidity by silicone paste.


3.5W = 35W HALOGEN
366 Lm
SAVE 90%



6W = 50W HALOGEN
615 Lm
SAVE 88%



CCT SETTABLE LED LAMP



CCT switch settable in two different positions, to select the desired Kelvin temperature (2700K/4000K) and get a customized ambiance.

* ADD THESE SUFFIXES TO THE REFERENCES MENTIONED IN THE CATALOGUE

GARDEN REVIVAL
GARDEN CLASSIC
BOLLARD
UP&DOWN
DOWNLIGHT
IN-GROUND
BRICKLIGHT
FLOODLIGHT
BULKHEAD
SOLAR
URBAN CLASSIC
URBAN REVIVAL
URBAN MODERN
POST
LAMPS

LIVIA 160

DOWNLIGHT



LED ceiling surface downlight with no visible screws, suitable for outdoor and indoor installations. Made of shockproof resin material, UV-rays stabilized, rust and corrosion-free. Supplied with TÜV-CB certified, long-life, efficient and Kelvin settable GX53 LED lamps included. Insulation class II, protection rating IP55.

Lampada a soffitto senza viti a vista adatta sia ad uso esterno che interno. Realizzata in resina antiurto, stabilizzata ai raggi UV, inattaccabile da ruggine e corrosione. Completa di lampadine a LED GX53 con Kelvin impostabile, certificate TÜV-CB, di lunga durata ed elevata efficienza. Classe di isolamento II, grado di protezione IP55.



3A9.000.D1K

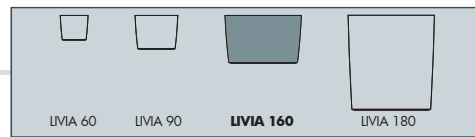
CCT SETTABLE

3000 K 4000 K 6500 K

SDCM <6

| | | | |
|--|--|--|--|
| | | | |
| | | | |
| | | | |





LIVIA 160 - COMPONENTS

IP55



BASE made of shockproof resin material suitable for the electrical devices fixation and provided complete with GX53 lampholder.


BASE in resina antiurto predisposta per il fissaggio degli accessori elettrici e fornita completa di portalamпада GX53.

DIFFUSER with frosted finishing made of shockproof resin material (PC), complete with silicone rubber gasket to ensure high protection against external agents.

DIFFUSORE satinato in resina antiurto (PC) completo di guarnizione in gomma siliconica per garantire un alto livello di protezione contro gli agenti esterni.

COVER made of shockproof resin material, UV-rays stabilized, rust and corrosion-free. Quick and easy locking system to the base without screws.

COVER realizzata in resina antiurto, stabilizzata ai raggi UV, inattaccabile da ruggine e corrosione. Sistema di aggancio alla base facile e veloce senza l'ausilio di viti.



Dimensions and weight

Diameter: Ø160 mm
Height: 100 mm
Weight: 0,76 Kg

Moulded colours:

Black White Grey

Diffuser PC:

Frosted

LED LAMPS



Comply with: EU2019/2015
EU2019/2020
Technical details on page 636.

GX53 LED

100 - 240 V

*ADD. SUFFIX



| LAMP | POWER | LUMINOUS FLUX (Φ TOTAL) UP TO | COLOUR TEMP. | *ADD. SUFFIX |
|----------|-------|-------------------------------|--------------|--------------|
| GX53 LED | 3 W | 410 lm | 6500 K | .G1K |
| | | | 4000 K | |
| | | | 3000 K | |
| GX53 LED | 10 W | 1290 lm | 6500 K | .D1K |
| | | | 4000 K | |
| | | | 3000 K | |

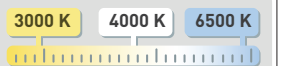
Ceiling surface downlight supplied with TÜV-CB certified, long-life, efficient and Kelvin settable GX53 LED lamp included. Different wattages available. Quick and easy lamp replacement for a very simple maintenance after installation.

- **COST SAVING:** long-life and efficient LED light sources.
- **BUILT-IN DRIVER:** quick and easy lamp replacement.
- **GREAT FLEXIBILITY:** GX53 standard lamp holder.
- **FUTURE-PROOFED LUMINARIES:** performances easy to upgrade to latest technology developments.
- **SUITABLE FOR OUTDOOR USE:** built-in driver fully protected against heat and humidity by silicone paste.

3W 410 Lm = 40W incandescent
SAVE 93%

10W 1290 Lm = 100W incandescent
SAVE 90%

CCT SETTABLE LED LAMP



CCT switch settable in three different positions, to select the desired Kelvin temperature (3000K/4000K/6500K) and get a customized ambiance.

* ADD THESE SUFFIXES TO THE REFERENCES MENTIONED IN THE CATALOGUE

GARDEN REVIVAL
GARDEN CLASSIC
BOLLARD
UP&DOWN
DOWNLIGHT
IN-GROUND
BRICKLIGHT
FLOODLIGHT
BULKHEAD
SOLAR
URBAN CLASSIC
URBAN REVIVAL
URBAN MODERN
POST
LAMPS

LIVIA 180

DOWNLIGHT



LED ceiling surface downlight with no visible screws, suitable for outdoor and indoor installations. Made of shockproof resin material, UV-rays stabilized, rust and corrosion-free. Supplied with TÜV-CB certified, long-life, efficient and Kelvin settable **E27 high power LED lamps included**. Insulation class II, protection rating IP44.

Lampada a soffitto senza viti a vista adatta sia ad uso esterno che interno. Realizzata in resina antiurto, stabilizzata ai raggi UV, inattaccabile da ruggine e corrosione. Completa di lampadine a LED E27 ad ALTA POTENZA, con Kelvin impostabile certificate TÜV-CB, di lunga durata ed elevata efficienza. Classe di isolamento II, grado di protezione IP44.



4A9.000.Q1K

E27 HIGH POWER LED

INDOOR & OUTDOOR USE

+80°C
-30°

90% HUMIDITY

VOLTAGE SURGE RESISTANT

DRIVER SILICONE PROTECTION

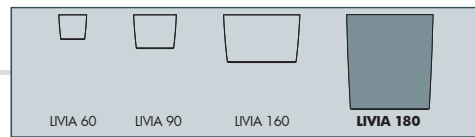
CCT SETTABLE

3000 K 4000 K

SDCM <6

| | | | |
|--|--|--|--|
| | | | |
| | | | |
| | | | |





LIVIA 180 - COMPONENTS

IP44



BASE made of shockproof resin material suitable for the electrical devices fixation and provided complete with E27 lampholder. Designed to allow a correct heat dissipation.

BASE in resina antiurto predisposta per il fissaggio degli accessori elettrici e fornita completa di portalamпада E27. Progettato per permettere una corretta dissipazione del calore.


DIFFUSER with frosted finishing made of shockproof resin material (PC).

DIFFUSORE satinato in resina antiurto (PC).

COVER made of shockproof resin material, UV-rays stabilized, rust and corrosion-free. Quick and easy locking system to the base without screws.

COVER realizzata in resina antiurto, stabilizzata ai raggi UV, inattaccabile da ruggine e corrosione. Sistema di aggancio alla base facile e veloce senza l'ausilio di viti.

LIVIA 180



Dimensions and weight

Diameter: Ø180 mm
Height: 200 mm
Weight: 1,10 Kg

Moulded colours:

Black White Grey

Diffuser PC:

Frosted

LED LAMPS



Comply with: EU2019/2015
EU2019/2020
Technical details on page 636.

E27 HIGH POWER LED

100 - 240 V



| LAMP | POWER | LUMINOUS FLUX UP TO | COLOUR TEMP. | *ADD. SUFFIX |
|------|-------|---------------------|--------------|--------------|
| | 15 W* | 1690 lm | 4000 K | .R1K |
| | | | 3000 K | |
| | 30 W* | 3620 lm | 4000 K | .Q1K |
| | | | 3000 K | |

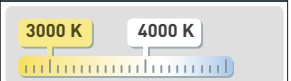
Ceiling surface downlight supplied with TÜV certified, long-life, efficient and Kelvin settable E27 high power LED lamp included. Different wattages available. Quick and easy lamp replacement for a very simple maintenance after installation.

- **COST SAVING:** long-life and efficient LED light sources.
- **BUILT-IN DRIVER:** quick and easy lamp replacement.
- **GREAT FLEXIBILITY:** E27 standard lamp holder.
- **FUTURE-PROOFED LUMINARIES:** performances easy to upgrade to latest technology developments.
- **SUITABLE FOR OUTDOOR USE:** built-in driver fully protected against heat and humidity by silicone paste.

15W 1690 Lm = 100W incandescent
SAVE 85%

30W 3620 Lm = 50W HQI-SON
SAVE 40%

CCT SETTABLE LED LAMP*




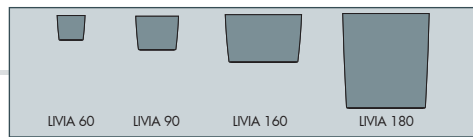
CCT switch settable in two different positions, to select the desired Kelvin temperature (3000K/4000K) and get a customized ambiance.

* ADD THESE SUFFIXES TO THE REFERENCES MENTIONED IN THE CATALOGUE

LIVIA RANGE

DOWNLIGHT





| LIVIA 60 | | |
|------------------------------|----------------------|-------------|
| 1A9.000.Z1L | 1,7W | 1A9.000.Z1R |
| 4000K | G9 LED LAMP INCLUDED | 3000K |
| | | |
| Pcs 75 Kg 8,4 mc 0,057 | | |

| LIVIA 90 | |
|--|-------------|
| 3,5 W | 2A9.000.U1K |
| 6 W | 2A9.000.L1K |
| CCT SETTABLE GU10 LED LAMP INCLUDED 2700K/4000K | |
| | |
| Pcs 30 Kg 12,6 mc 0,09 | |

| LIVIA 160 | |
|--|-------------|
| 3W | 3A9.000.G1K |
| 10W | 3A9.000.D1K |
| CCT SETTABLE GX53 LED LAMP INCLUDED 3000K/4000K/6500K | |
| | |
| Pcs 18 Kg 15,3 mc 0,092 | |

| LIVIA 180 | |
|---|-------------|
| 15W | 4A9.000.R1K |
| 30W | 4A9.000.Q1K |
| CCT SETTABLE E27 HIGHPOWER LED LAMP INCLUDED 3000K/4000K | |
| | |
| Pcs 12 Kg 22,5 mc 0,147 | |



IN-GROUND


GARDEN REVIVAL
GARDEN CLASSIC
BOLLARD
UP&DOWN
DOWNLIGHT
IN-GROUND
BRICKLIGHT
FLOODLIGHT
BULKHEAD
SOLAR
URBAN CLASSIC
URBAN REVIVAL
URBAN MODERN
POST
LAMPS

ALDO

IN-GROUND/RECESSED



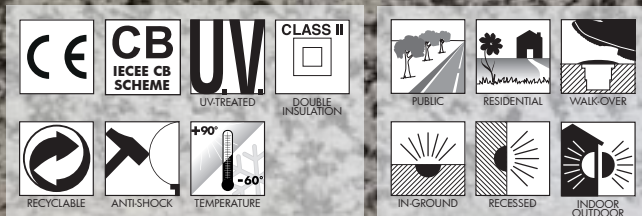
Luminaries suitable for in-ground and wall recessed installation with no visible screws. Made of shockproof resin material, UV-rays stabilized, rust and corrosion-free. Round or square shape available with several cover versions. Supplied with TÜV-CB certified, long-life and efficient **G9 LED lamp included**. Insulation class II, protection rating IP 67.



Lampada idonea ad incasso a terra e a muro senza viti a vista. Realizzata in resina antiurto, stabilizzata ai raggi UV, inattaccabile da ruggine e corrosione. Disponibile con forma quadrata o circolare in diverse versioni di cover. Fornita con inclusa lampadina a LED G9, certificata TÜV-CB di lunga durata ed elevata efficienza. Classe di isolamento II, grado di protezione IP67.



1L1.000.Z1L



ALDO - COMPONENTS



IP67



COVER with no visible screws made in shockproof resin material, UV rays stabilized, rust and corrosion free. Plain (round or square), one-opening or two-opening versions available, for a diffuse or directed light emission.

COVER senza viti a vista realizzata in resina antiurto, stabilizzata ai raggi UV, inattaccabile da ruggine e corrosione. Disponibile nella versione aperta (quadrata o ad anello), con una apertura o con due aperture, per permettere un'emissione della luce diffusa o direzionata.

DIFFUSER made of shockproof resin material (PC) complete with silicone rubber gasket to ensure high protection against external agents. Frosted or coloured versions, to get a customized ambiance.

DIFFUSORE in resina antiurto (PC) completo di guarnizione in gomma siliconica per garantire un alto livello di protezione contro gli agenti esterni. Disponibile nella versione satinata o colorata, per ottenere un'ambientazione personalizzata.




HOUSING made in shockproof resin material. Provided with G9 lampholder and watertight cable gland for a safe electrical devices connection.

CASSA realizzata in resina antiurto. Provvista di portalampada G9 e pressacavo a tenuta stagna, per consentire una sicura connessione degli accessori elettrici.

INSTALLATION HOUSING made in shockproof resin material to be fixed into the ground or cemented into the wall before installing the luminaries. In case of wall-recessed installation, the housing can be cut to reduce its depth.

CONTRO-CASSA in resina antiurto da fissare al suolo o da cementare nel muro prima dell'installazione degli apparecchi. Nel caso di installazione a muro, la cassa può essere tagliata per ridurre la sua profondità.




Dimensions and weight
Installation housing depth: 110/70mm
Diameter: Ø 50 mm
Weight: 0,2 Kg

Cover colours:
Black White Grey
Diffuser PC:
Frosted
Blue Green Orange

G9 LED

100 - 240 V



| LAMP | POWER | LUMINOUS FLUX UP TO | COLOUR TEMP. | *ADD. SUFFIX |
|---|--------------|---------------------|--------------|--------------|
|  | 1,7 W | 150 Lm | 4000 K | .Z1L |
| | | | 3000 K | .Z1R |

In-ground or wall recessed luminaries supplied as standard with TÜV-CB certified, long-life and efficient **G9 LED lamp included**. Quick and easy lamp replacement for a very simple maintenance after installation.

- **COST SAVING:** long-life and efficient LED light sources.
- **BUILT-IN DRIVER:** quick and easy lamp replacement.
- **GREAT FLEXIBILITY:** G9 standard lamp holder.
- **FUTURE-PROOFED LUMINARIES:** performances easy to upgrade to latest technology developments.
- **100-240V:** wide voltage range to protect the driver from power surges.

LED LAMPS



Comply with: EU2019/2015
EU2019/2020
Technical details on page 636.

* ADD THESE SUFFIXES TO THE REFERENCES MENTIONED IN THE CATALOGUE

LAMPS POST URBAN MODERN URBAN REVIVAL URBAN CLASSIC SOLAR BULKHEAD FLOODLIGHT BRICKLIGHT IN-GROUND DOWNLIGHT UP&DOWN BOLLARD GARDEN CLASSIC GARDEN REVIVAL

ALDO

IN-GROUND/RECESSED



110.000.Z1L



110.000.Z1L



114.000.Z1L



111.000.Z1L



111.000.Z1L



112.000.Z1L





ALDO

| | | |
|-------------|----------------------|-------------|
| 110.000.Z1L | 1,7W | 110.000.Z1R |
| 4000K | G9 LED LAMP INCLUDED | 3000K |

Ø50

110
47

70

Pcs 75
Kg 13,1
mc 0,057

ALDO SQUARE

| | | |
|-------------|----------------------|-------------|
| 114.000.Z1L | 1,7W | 114.000.Z1R |
| 4000K | G9 LED LAMP INCLUDED | 3000K |

50

110
47

70

Pcs 75
Kg 13,1
mc 0,057

ALDO 1L

| | | |
|-------------|----------------------|-------------|
| 111.000.Z1L | 1,7W | 111.000.Z1R |
| 4000K | G9 LED LAMP INCLUDED | 3000K |

Ø50

110
47

70

Pcs 75
Kg 13,1
mc 0,057

ALDO 2L

| | | |
|-------------|----------------------|-------------|
| 112.000.Z1L | 1,7W | 112.000.Z1R |
| 4000K | G9 LED LAMP INCLUDED | 3000K |

Ø50

110
47

70

Pcs 75
Kg 13,1
mc 0,057

GARDEN REVIVAL
GARDEN CLASSIC
BOLLARD
UP&DOWN
DOWNLIGHT
IN-GROUND
BRICKLIGHT
FLOODLIGHT
BULKHEAD
SOLAR
URBAN CLASSIC
URBAN REVIVAL
URBAN MODERN
POST
LAMPS

CECI 90

IN-GROUND



Drive-over in-ground luminaries with no visible screws, made of shockproof resin material, UV-rays stabilized, rust and corrosion-free. Round or square shape available with several cover versions. Supplied as standard with TÜV-CB certified, long-life, efficient and **Kelvin settable GU10 LED lamp included**. Insulation class II, Protection rating IP67.



Apparecchio per incasso a terra carrabile e senza viti a vista, realizzato in resina antiurto, stabilizzata ai raggi UV, inattaccabile da ruggine e corrosione. Disponibile con forma quadrata o circolare in diverse versioni di cover. Fornito con inclusa lampadina a LED GU10 con Kelvin impostabile certificata TÜV-CB, di lunga durata ed elevata efficienza. Classe di isolamento II, grado di protezione IP67.



1F1.000.U1K

CCT SETTABLE

2700 K 4000 K

SDCM <3

| | | | | |
|--|--|--|--|--|
| | | | | |
| | | | | |





CECI 90 - COMPONENTS

IP67



COVER with no visible screws made of shockproof resin material, UV rays stabilized, rust and corrosion free. Round or square design, 2 or 3 light versions available for a diffuse or directed light emission.

COVER senza viti a vista realizzata in resina antiurto, stabilizzata ai raggi UV, inattaccabile da ruggine e corrosione. Disponibile nelle versioni quadrata o ad anello, a 2 aperture e a 3 aperture per permettere un'emissione della luce diffusa o direzionata.

DIFFUSER made of high impact and high-pressure load resistant resin material (PC), complete with silicone rubber gasket to ensure high protection against external agents. Frosted or coloured versions, to get a customized ambience.

DIFFUSORE in resina antiurto altamente resistente al carico (PC), completo di guarnizione in gomma siliconica per garantire un alto livello di protezione contro gli agenti esterni. Disponibile nella versione satinata o colorata, per ottenere un'ambientazione personalizzata.



HOUSING made of shockproof resin material, provided with double holes and double watertight cable glands for safe connecting cable.

CASSA realizzata in resina antiurto, provvista di doppi fori e doppio pressacavo a tenuta stagna, per consentire in maniera sicura l'ingresso e l'uscita delle connessioni elettriche.

INSTALLATION HOUSING made of shockproof resin material to be fixed into the ground before installing the luminaires.

CONTRO-CASSA in resina antiurto da fissare al suolo prima dell'installazione degli apparecchi.

CECI 90



Dimensions and weight

Installation housing depth: 127 mm
Diameter: Ø 92 mm
Weight: 0,35 Kg

Cover colours:

Black Grey

Diffuser PC:

Frosted
Blue Green Orange

LED LAMPS





Comply with: EU2019/2015
EU2019/2020
Technical details on page 636.

GU10 LED

100 - 240 V



| LAMP | POWER | LUMINOUS FLUX (Φ TOTAL) UP TO | COLOUR TEMP. | *ADD. SUFFIX |
|--|-------------|-------------------------------|--------------|--------------|
|  GU10 LED | 3,5W | 366 Lm | 4000 K | .U1K |
| | | | 2700 K | |
|  GU10 LED | 6W | 615 Lm | 4000 K | .L1K |
| | | | 2700 K | |

In-ground supplied as standard with TÜV-CB certified, long-life, efficient and Kelvin settable GU10 LED lamp included. Different wattage available. Quick and easy lamp replacement for a very simple maintenance after installation.

- **COST SAVING:** long-life and efficient LED light sources.
- **BUILT-IN DRIVER:** quick and easy lamp replacement.
- **GREAT FLEXIBILITY:** GU10 standard lamp holder.
- **FUTURE-PROOFED LUMINARIES:** performances easy to upgrade to latest technology developments.
- **SUITABLE FOR OUTDOOR USE:** built-in driver fully protected against heat and humidity by silicone paste.

3.5W = **35W**
366 Lm = **HALOGEN**

SAVE 90%




6W = **50W**
615 Lm = **HALOGEN**

SAVE 88%



CCT SETTABLE LED LAMP



CCT switch settable in two different positions, to select the desired Kelvin temperature (2700K/4000K) and get a customized ambience.

* ADD THESE SUFFIXES TO THE REFERENCES MENTIONED IN THE CATALOGUE

CECI 90

IN-GROUND



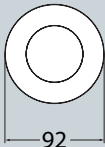
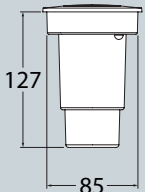
MADE IN ITALY



CECI 90

| | | |
|-------------|--|-------------|
| 3,5W | | 1F1.000.U1K |
| 6W | | 1F1.000.L1K |

CCT SETTABLE GU10 LED LAMP INCLUDED
2700K/4000K

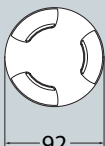
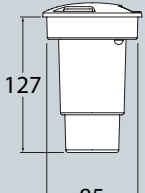



Pcs 40
Kg 13,7
mc 0,084

CECI 90-3L

| | | |
|-------------|--|-------------|
| 3,5W | | 1F3.000.U1K |
| 6W | | 1F3.000.L1K |

CCT SETTABLE GU10 LED LAMP INCLUDED
2700K/4000K

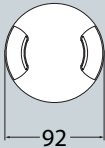
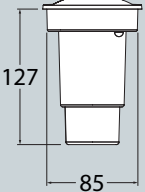



Pcs 40
Kg 13,7
mc 0,084

CECI 90-2L

| | | |
|-------------|--|-------------|
| 3,5W | | 1F2.000.U1K |
| 6W | | 1F2.000.L1K |

CCT SETTABLE GU10 LED LAMP INCLUDED
2700K/4000K

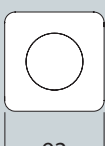
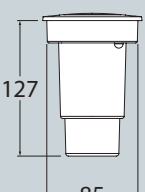



Pcs 40
Kg 13,7
mc 0,084

CECI 90-SQ

| | | |
|-------------|--|-------------|
| 3,5W | | 1F4.000.U1K |
| 6W | | 1F4.000.L1K |

CCT SETTABLE GU10 LED LAMP INCLUDED
2700K/4000K

Pcs 40
Kg 13,7
mc 0,084

GARDEN REVIVAL
GARDEN CLASSIC
BOLLARD
UP&DOWN
DOWNLIGHT
IN-GROUND
BRICKLIGHT
FLOODLIGHT
BULKHEAD
SOLAR
URBAN CLASSIC
URBAN REVIVAL
URBAN MODERN
POST
LAMPS

CECI 120

IN-GROUND



Drive-over in-ground luminaries with no visible screws, made of shockproof resin material, UV-rays stabilized, rust and corrosion-free. Round or square shape available with several cover versions. Supplied as standard with TÜV-CB certified, long-life, efficient and **Kelvin settable GX53 LED lamp included**. Insulation class II, Protection rating IP67.



Apparecchio per incasso a terra carrabile e senza viti a vista, realizzato in resina antiurto, stabilizzata ai raggi UV, inattaccabile da ruggine e corrosione. Disponibile con forma quadrata o circolare in diverse versioni di cover. Fornito con inclusa lampadina a LED GX53 con Kelvin impostabile certificata TÜV-CB, di lunga durata ed elevata efficienza. Classe di isolamento II, grado di protezione IP67.



2F1.000.G1K

CCT SETTABLE

3000 K 4000 K 6500 K

SDCM < 6

| | | | | |
|--|--|--|--|--|
| | | | | |
| | | | | |





CECI 120 - COMPONENTS

IP67



COVER with no visible screws made of shockproof resin material, UV-rays stabilized, rust and corrosion free. Round or square design, 2 or 3 light versions available for a diffuse or directed light emission.

***COVER** senza viti a vista realizzata in resina antiurto, stabilizzata ai raggi UV, inattaccabile da ruggine e corrosione. Disponibile nelle versioni quadrata o ad anello, a 2 aperture e a 3 aperture per permettere un'emissione della luce diffusa o direzionata.*

DIFFUSER made of high impact and high-pressure load resistant resin material (PC), complete with silicone rubber gasket to ensure high protection against external agents. Frosted or coloured versions, to get a customized ambience.

***DIFFUSORE** in resina antiurto altamente resistente al carico (PC), completo di guarnizione in gomma siliconica per garantire un alto livello di protezione contro gli agenti esterni. Disponibile nella versione satinata o colorata, per ottenere un'ambientazione personalizzata.*



HOUSING made of shockproof resin material, provided with double holes and double watertight cable glands for safe connecting cable.

***CASSA** realizzata in resina antiurto, provvista di doppi fori e doppio pressacavo a tenuta stagna, per consentire in maniera sicura l'ingresso e l'uscita delle connessioni elettriche.*

INSTALLATION HOUSING made of shockproof resin material to be fixed into the ground before installing the luminaries.

***CONTRO-CASSA** in resina antiurto da fissare al suolo prima dell'installazione degli apparecchi.*

CECI 120

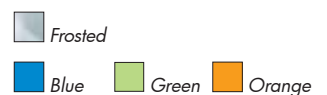


Dimensions and weight
Installation housing depth: 93 mm
Diameter: Ø 120 mm
Weight: 0,45 Kg

Cover colours:



Diffuser PC:



LED LAMPS




Comply with: EU2019/2015
EU2019/2020
Technical details on page 636.

GX53 LED

100 - 240 V



| LAMP | POWER | LUMINOUS FLUX (Φ TOTAL) UP TO | COLOUR TEMP. | *ADD. SUFFIX |
|---|------------|-------------------------------|--------------|--------------|
|  | 3 W | 410 lm | 6500 K | .G1K |
| | | | 4000 K | |
| | | | 3000 K | |


3W = **40W**
410 Lm = incandescent

SAVE 93%

In-ground supplied as standard with TÜV-CB certified, long-life, efficient and Kelvin settable GX53 LED lamp included. Quick and easy lamp replacement for a very simple maintenance after installation.

- **COST SAVING:** long-life and efficient LED light sources.
- **BUILT-IN DRIVER:** quick and easy lamp replacement.
- **GREAT FLEXIBILITY:** GX53 standard lamp holder.
- **FUTURE-PROOFED LUMINARIES:** performances easy to upgrade to latest technology developments.

CCT SETTABLE LED LAMP



CCT switch settable in three different positions, to select the desired Kelvin temperature (3000K/4000K/6500K) and get a customized ambience.

* ADD THESE SUFFIXES TO THE REFERENCES MENTIONED IN THE CATALOGUE

CECI 120

IN-GROUND

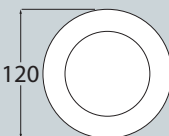
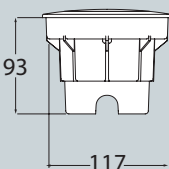




CECI 120

3W 2F1.000.G1K

CCT SETTABLE GX53 LED LAMP INCLUDED
3000K/4000K/6500K


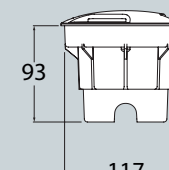



Pcs 36
Kg 15,7
mc 0,084

CECI 120-3L

3W 2F3.000.G1K

CCT SETTABLE GX53 LED LAMP INCLUDED
3000K/4000K/6500K

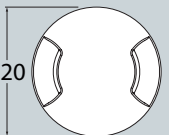
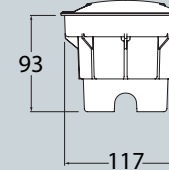



Pcs 36
Kg 15,7
mc 0,084

CECI 120-2L

3W 2F2.000.G1K

CCT SETTABLE GX53 LED LAMP INCLUDED
3000K/4000K/6500K

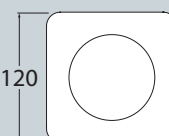
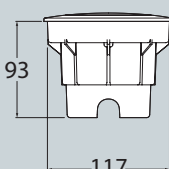



Pcs 36
Kg 15,7
mc 0,084

CECI 120-SQ

3W 2F4.000.G1K

CCT SETTABLE GX53 LED LAMP INCLUDED
3000K/4000K/6500K

Pcs 36
Kg 15,7
mc 0,084

GARDEN REVIVAL
GARDEN CLASSIC
BOLLARD
UP&DOWN
DOWNLIGHT
IN-GROUND
BRICKLIGHT
FLOODLIGHT
BULKHEAD
SOLAR
URBAN CLASSIC
URBAN REVIVAL
URBAN MODERN
POST
LAMPS

CECI 160

IN-GROUND



Drive-over in-ground luminaries with no visible screws, made of shockproof resin material, UV-rays stabilized, rust and corrosion-free. Round or square shape available with several cover versions. Supplied as standard with TÜV-CB certified, long-life, efficient and **Kelvin settable GX53 LED lamp included**. Insulation class II, Protection rating IP67.



Apparecchio per incasso a terra carrabile e senza viti a vista, realizzato in resina antiurto, stabilizzata ai raggi UV, inattaccabile da ruggine e corrosione. Disponibile con forma quadrata o circolare in diverse versioni di cover. Fornito con inclusa lampadina a LED GX53 con Kelvin impostabile certificata TÜV-CB, di lunga durata ed elevata efficienza. Classe di isolamento II, grado di protezione IP67.



3F3.000.D1K

CCT SETTABLE

3000 K 4000 K 6500 K

SDCM <6

| | | | | |
|--|--|--|--|--|
| | | | | |
| | | | | |



CECI 160 - COMPONENTS

IP67



COVER with no visible screws made of shockproof resin material, UV-rays stabilized, rust and corrosion free. Round or square design, 2 or 3 light versions available for a diffuse or directed light emission.

COVER senza viti a vista realizzata in resina antiurto, stabilizzata ai raggi UV, inattaccabile da ruggine e corrosione. Disponibile nelle versioni quadrata o ad anello, a 2 aperture e a 3 aperture per permettere un'emissione della luce diffusa o direzionata.

DIFFUSER made of high impact and high-pressure load resistant resin material (PC), complete with silicone rubber gasket to ensure high protection against external agents. Frosted or coloured versions, to get a customized ambiance.

DIFFUSORE in resina antiurto altamente resistente al carico (PC), completo di guarnizione in gomma silicônica per garantire un alto livello di protezione contro gli agenti esterni. Disponibile nella versione satinata o colorata, per ottenere un'ambientazione personalizzata.



HOUSING made of shockproof resin material, provided with double holes and double watertight cable glands for safe connecting cable.

CASSA realizzata in resina antiurto, provvista di doppi fori e doppio pressacavo a tenuta stagna, per consentire in maniera sicura l'ingresso e l'uscita delle connessioni elettriche.

INSTALLATION HOUSING made of shockproof resin material to be fixed into the ground before installing the luminaries.

CONTRO-CASSA in resina antiurto da fissare al suolo prima dell'installazione degli apparecchi.

CECI 160

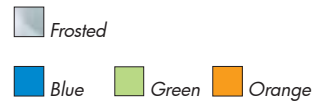


Dimensions and weight
Installation housing depth: 111 mm
Diameter: Ø 160 mm
Weight: 0,8 Kg

Cover colours:



Diffuser PC:



LED LAMPS




Comply with: EU2019/2015
EU2019/2020
Technical details on page 636.

GX53 LED

100 - 240 V




| LAMP | POWER | LUMINOUS FLUX (Φ TOTAL) UP TO | COLOUR TEMP. | *ADD. SUFFIX |
|---|-------------|-------------------------------|--------------|--------------|
|  | 10 W | 1290 lm | 6500 K | .D1K |
| 4000 K | | | | |
| 3000 K | | | | |

In-ground supplied as standard with TÜV-CB certified, long-life, efficient and Kelvin settable GX53 LED lamp included. Quick and easy lamp replacement for a very simple maintenance after installation.

- **COST SAVING:** long-life and efficient LED light sources.
- **BUILT-IN DRIVER:** quick and easy lamp replacement.
- **GREAT FLEXIBILITY:** GX53 standard lamp holder.
- **FUTURE-PROOFED LUMINARIES:** performances easy to upgrade to latest technology developments.
- **SUITABLE FOR OUTDOOR USE:** built-in driver fully protected against heat and humidity by silicone paste.



CCT SETTABLE LED LAMP



CCT switch settable in three different positions, to select the desired Kelvin temperature (3000K/4000K/6500K) and get a customized ambiance.

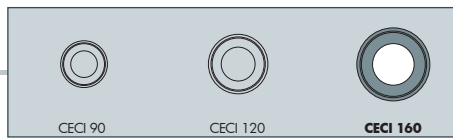
* ADD THESE SUFFIXES TO THE REFERENCES MENTIONED IN THE CATALOGUE

CECI 160

IN-GROUND



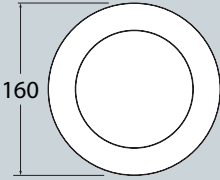
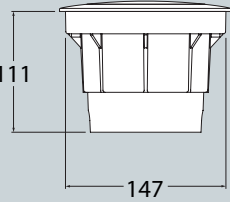
MADE IN ITALY



CECI 160

10W 3F1.000.D1K

CCT SETTABLE GX53 LED LAMP INCLUDED
3000K/4000K/6500K

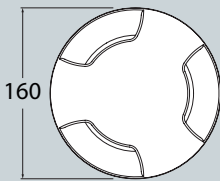
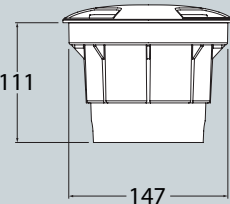



Pcs 18
Kg 14,3
mc 0,084

CECI 160-3L

10W 3F3.000.D1K

CCT SETTABLE GX53 LED LAMP INCLUDED
3000K/4000K/6500K

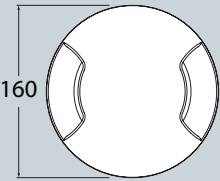
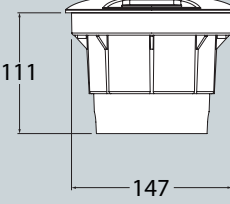



Pcs 18
Kg 14,3
mc 0,084

CECI 160-2L

10W 3F2.000.D1K

CCT SETTABLE GX53 LED LAMP INCLUDED
3000K/4000K/6500K

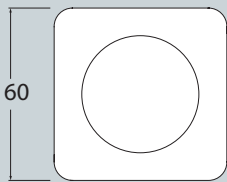
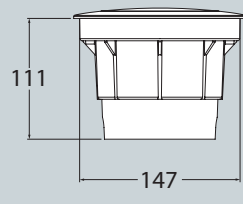



Pcs 18
Kg 14,3
mc 0,084

CECI 160-SQ

10W 3F4.000.D1K

CCT SETTABLE GX53 LED LAMP INCLUDED
3000K/4000K/6500K

Pcs 18
Kg 14,3
mc 0,084





BRICKLIGHT

GARDEN REVIVAL
GARDEN CLASSIC
BOLLARD
UP&DOWN
DOWNLIGHT
IN-GROUND
BRICKLIGHT
FLOODLIGHT
BULKHEAD
SOLAR
URBAN CLASSIC
URBAN REVIVAL
URBAN MODERN
POST
LAMPS

NINA

RECESSED LAMP



Slim and compact recessed wall lamp with rectangular shape and no visible screws. Made of shockproof resin material, UV-rays stabilized, rust and corrosion-free. Supplied with TÜV certified, long-life, efficient, and Kelvin settable R7s LED lamps included. Three different sizes and wattage versions available. Insulation class II, Protection rating IP55.



Lampada rettangolare a LED per incasso a muro dal design compatto e sottile senza viti a vista. Realizzata in resina antiurto, stabilizzata ai raggi UV, inattaccabile da ruggine e corrosione. Fornita con inclusa lampadina a LED R7s con Kelvin impostabile, certificata TÜV, di lunga durata ed elevata efficienza. Disponibile in tre diverse misure e potenze. Classe di isolamento II, grado di protezione IP55.

6C1.000.J1K

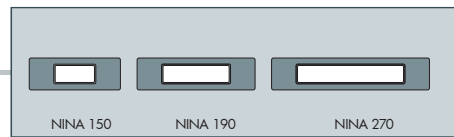
CCT SETTABLE

2700 K 4000 K 6500 K

SDCM <6


| | | | | | |
|--|--|--|--|--|--|
| | | | | | |
| | | | | | |





NINA - COMPONENTS

IP55



COVER with no visible screws and slim design, made of shockproof resin material, UV-rays stabilized, rust and corrosion free. Three different sizes available.

***COVER** dal design sottile e senza viti a vista, realizzata in resina antiurto, stabilizzata ai raggi UV, inattaccabile da ruggine e corrosione. Disponibile in tre diverse misure.*

Opal **MODULE** made of shockproof resin material, UV-rays stabilized, consisting of a cover and a base suitable for the electrical devices fixation. Provided with silicone rubber gasket to ensure high protection against external agents and supplied complete with **R7s led lamp**.

***MODULO** opale realizzato in resina antiurto stabilizzata ai raggi UV, composto da un coperchio e da una base, adatta ad alloggiare gli accessori elettrici. Provvisto di guarnizione in gomma siliconica per garantire un alto livello di protezione contro gli agenti esterni e fornito completo di lampadina led R7s.*

INSTALLATION HOUSING made of shockproof resin material, to be cemented into the wall before installing the luminaries. Compact size and reduced depth allowing both outdoor and indoor installation.

***CONTRO-CASSA** in resina antiurto da cementare nel muro prima dell'installazione degli apparecchi. Il design compatto e la profondità ridotta ne permettono l'installazione sia all'esterno che all'interno.*

NINA



Dimensions and weight
Width: 145/185/255 mm
Height: 50 mm
Installation housing depth: 50 mm
Weight: 0,26/0,31/0,72 Kg

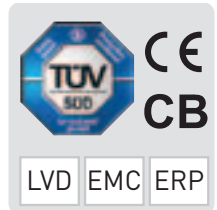
Moulded colours:

Black White Grey

Diffuser PMMA:

Opal

LED LAMPS






Comply with: EU2019/2015
EU2019/2020
Technical details on page 636.

R7s LED

100 - 240 V



| LAMP | POWER | LUMINOUS FLUX UP TO | COLOUR TEMP. | *ADD. SUFFIX |
|--|---------------|---------------------|--------------|--------------|
|  R7s LED | 3,5 W | 365 lm | 6500 K | .J1K |
| | | | 4000 K | |
| | | | 2700 K | |
|  R7s LED | 7,5 W | 790 lm | 6500 K | .K1K |
| | | | 4000 K | |
| | | | 2700 K | |
|  R7s LED | 10,5 W | 1160 lm | 6500 K | .P1K |
| | | | 4000 K | |
| | | | 2700 K | |

Recessed light supplied with TÜV certified, long-life, efficient and Kelvin settable R7s LED lamp included. Different wattages available. Quick and easy lamp replacement for a very simple maintenance after installation.

- **COST SAVING:** long-life and efficient LED light sources
- **BUILT-IN DRIVER:** quick and easy lamp replacement
- **GREAT FLEXIBILITY:** R7s standard lamp holder
- **FUTURE-PROOFED LUMINARIES:** performances easy to upgrade to latest technology developments
- **SUITABLE FOR OUTDOOR USE:** built-in driver fully protected against heat and humidity by silicone paste.

CCT SETTABLE LED LAMP



CCT switch settable in three different positions, to select the desired Kelvin temperature (2700K/4000K/6500K) and get a customized ambiance.

* ADD THESE SUFFIXES TO THE REFERENCES MENTIONED IN THE CATALOGUE

LAMPS
POST
URBAN MODERN
URBAN REVIVAL
URBAN CLASSIC
SOLAR
BULKHEAD
FLOODLIGHT
BRICKLIGHT
IN-GROUND
DOWNLIGHT
UP&DOWN
BOLLARD
GARDEN CLASSIC
GARDEN REVIVAL

NINA

RECESSED LAMP



6C1.000.J1K

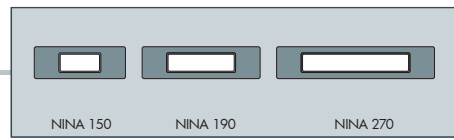


7C1.000.K1K



8C1.000.P1K





NINA 150

3,5W 6C1.000.J1K

CCT SETTABLE R7s LED LAMP INCLUDED
2700K/4000K/6500K

Pcs 50
Kg 13,1
mc 0,057

NINA 190

7,5W 7C1.000.K1K

CCT SETTABLE R7s LED LAMP INCLUDED
2700K/4000K/6500K

Pcs 50
Kg 15,7
mc 0,057

NINA 270

10,5W 8C1.000.P1K

CCT SETTABLE R7s LED LAMP INCLUDED
2700K/4000K/6500K

Pcs 30
Kg 21,6
mc 0,057

GARDEN REVIVAL
GARDEN CLASSIC
BOLLARD
UP&DOWN
DOWNLIGHT
IN-GROUND
BRICKLIGHT
FLOODLIGHT
BULKHEAD
SOLAR
URBAN CLASSIC
URBAN REVIVAL
URBAN MODERN
POST
LAMPS

LORENZA

SURFACE LAMP



Surface wall lamp with square or rectangular shape and downwards directed light emission. Made of shockproof resin material, UV-rays stabilized, rust and corrosion-free. Available in three different sizes and wattage versions. Supplied with TÜV certified, long-life, efficient and **Kelvin settable R7s LED lamps included**. Insulation class II, Protection rating IP55.

*Lampada LED a muro dalla forma quadrata o rettangolare con emissione della luce diretta verso il basso. Realizzata in resina antiurto, stabilizzata ai raggi UV, inattaccabile da ruggine e corrosione. Disponibile in tre diverse misure e potenze. Fornita con **inclusa lampadina a LED R7s con Kelvin impostabile**, certificata TÜV, di lunga durata ed elevata efficienza. Classe di isolamento II, grado di protezione IP55.*



AS1.000.J1K

CCT SETTABLE

SDCM <6

2700 K 4000 K 6500 K


| | | | |
|--|--|--|--|
| | | | |
| | | | |
| | | | |






LORENZA - COMPONENTS

IP55



COVER made of shockproof resin material, UV-rays stabilized, rust and corrosion free. Designed for hosting the led module, getting downwards directed light emission. Three different sizes available.

COVER realizzata in resina antiurto, stabilizzata ai raggi UV, inattaccabile da ruggine e corrosione. Disegnata per accogliere il modulo led e consentire un'emissione della luce diretta verso il basso. Disponibile in tre diverse misure.



Clear MODULE made of shockproof resin material, UV-rays stabilized, consisting of a cover and a base suitable for the electrical devices fixation. Provided with silicone rubber gasket to ensure high protection against external agents and supplied complete with **R7s led lamp**.

MODULO trasparente realizzato in resina antiurto stabilizzata ai raggi UV, composto da un coperchio e da una base, adatta ad alloggiare gli accessori elettrici. Provvisto di guarnizione in gomma silconica per garantire un alto livello di protezione contro gli agenti esterni e fornito completo di **lampadina led R7s**.



Wall BASE made of shockproof resin material, UV-rays stabilized, rust and corrosion free.

BASE a muro, realizzata in resina antiurto, stabilizzata ai raggi UV, inattaccabile da ruggine e corrosione.

LORENZA



Dimensions and weight

Width: 150/190/260 mm
Height: 150 mm
Depth: 45 mm
Weight: 0,47/0,55/0,78 Kg


Moulded colours:

Black White Grey

Diffuser PC:

Clear

LED LAMPS

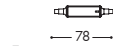
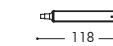
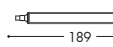


Comply with: EU2019/2015
EU2019/2020
Technical details on page 636.

R7s LED

100 - 240 V

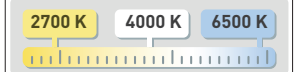


| LAMP | POWER | LUMINOUS FLUX UP TO | COLOUR TEMP. | *ADD. SUFFIX |
|--|---------------|---------------------|--------------|--------------|
|  R7s LED — 78 — | 3,5 W | 365 lm | 6500 K | .J1K |
| | | | 4000 K | |
| | | | 2700 K | |
|  R7s LED — 118 — | 7,5 W | 790 lm | 6500 K | .K1K |
| | | | 4000 K | |
| | | | 2700 K | |
|  R7s LED — 189 — | 10,5 W | 1160 lm | 6500 K | .P1K |
| | | | 4000 K | |
| | | | 2700 K | |

Surface light supplied with TÜV certified, long-life, efficient and **Kelvin settable R7s LED lamp included**. Different wattages available. Quick and easy lamp replacement for a very simple maintenance after installation.

- **COST SAVING:** long-life and efficient LED light sources.
- **BUILT-IN DRIVER:** quick and easy lamp replacement.
- **GREAT FLEXIBILITY:** R7s standard lamp holder.
- **FUTURE-PROOFED LUMINARIES:** performances easy to upgrade to latest technology developments.
- **SUITABLE FOR OUTDOOR USE:** built-in driver fully protected against heat and humidity by silicone paste.

CCT SETTABLE LED LAMP




CCT switch settable in three different positions, to select the desired Kelvin temperature (2700K/4000K/6500K) and get a customized ambiance.

* ADD THESE SUFFIXES TO THE REFERENCES MENTIONED IN THE CATALOGUE

LORENZA

SURFACE LAMP





LORENZA 150

3,5W AS1.000.J1K

CCT SETTABLE R7s LED LAMP INCLUDED
2700K/4000K/6500K

Pcs 24
Kg 11,3
mc 0,057

LORENZA 190

7,5W AS2.000.K1K

CCT SETTABLE R7s LED LAMP INCLUDED
2700K/4000K/6500K

Pcs 24
Kg 13,4
mc 0,057

LORENZA 270

10,5W AS3.000.P1K

CCT SETTABLE R7s LED LAMP INCLUDED
2700K/4000K/6500K

Pcs 14
Kg 11
mc 0,057

GARDEN REVIVAL
GARDEN CLASSIC
BOLLARD
UP&DOWN
DOWNLIGHT
IN-GROUND
BRICKLIGHT
FLOODLIGHT
BULKHEAD
SOLAR
URBAN CLASSIC
URBAN REVIVAL
URBAN MODERN
POST
LAMPS

LETI 100 ROUND

RECESSED LAMP



Recessed wall lamp with round shape, made of shockproof resin material, UV-rays stabilized, rust and corrosion-free. Supplied as standard with TÜV-CB certified, long-life, efficient and **Kelvin settable GX53 LED lamp included**. Available in 4 different cover options to get a diffuse or downwards directed light emission. Insulation class II, Protection rating IP66.

Lampada LED per incasso a muro con forma circolare, realizzata in resina antiurto, stabilizzata ai raggi UV, inattaccabile da ruggine e corrosione. Fornito con inclusa lampadina a LED GX53 con Kelvin impostabile certificata TÜV-CB, di lunga durata ed elevata efficienza. Disponibile in 4 differenti versioni di cover per permettere un'emissione della luce diffusa o diretta verso il basso. Classe di isolamento II, grado di protezione IP66.



2C1.000.G1K

CCT SETTABLE

3000 K 4000 K 6500 K

SDCM <6

| | | | | | |
|--|--|--|--|--|--|
| | | | | | |
| | | | | | |



LETI 100 ROUND - COMPONENTS

IP 66



COVER made of shockproof resin material, UV-rays stabilized, rust and corrosion free. Different shapes available allowing a diffuse or a downwards light emission.

COVER realizzata in resina antiurto, stabilizzata ai raggi UV, inattaccabile da ruggine e corrosione. Disponibile in diverse versioni per permettere un'emissione della luce diffusa o diretta verso il basso.

Opal DIFFUSER made of UV-rays stabilized polymethylmethacrylate (PMMA).

DIFFUSORE opale realizzato in polimetilmetacrilato (PMMA) stabilizzato ai raggi UV.

High quality silicone rubber **GASKET** to ensure high protection against external agents.

GUARNIZIONE in gomma siliconica per garantire un alto livello di protezione contro gli agenti esterni.

HOUSING made of shockproof resin material, UV rays stabilized, suitable for the electrical devices fixation. Provided complete with **GX53 led lamp**.

CASSA realizzata in resina antiurto, stabilizzata ai raggi UV, adatta ad alloggiare gli accessori elettrici. Fornita completa di lampadina led GX53.

INSTALLATION HOUSING made of resin material to be cemented into the wall before installing the luminaries. Provided with double cable entry with silicone cable gland.

CONTRO-CASSA in resina da cementare nel muro prima dell'installazione degli apparecchi. Completa di doppia entrata per il cavo elettrico e passacavo in gomma.

LETI 100 ROUND

Ø 134



Dimensions and weight

Diameter: Ø 134 mm
Installation housing depth: 80 mm
Weight: 0,4 Kg


Moulded colours:

Black White Grey

Diffuser PMMA:

Opal

LED LAMPS



Comply with: EU2019/2015
EU2019/2020
Technical details on page 636.


GX53 LED

100 - 240 V



Recessed lamp supplied as standard with TÜV-CB certified, long-life, efficient and Kelvin settable **GX53 LED lamp included**. Quick and easy lamp replacement for a very simple maintenance after installation.

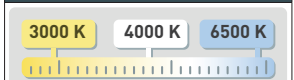
- **COST SAVING:** long-life and efficient LED light sources.
- **BUILT-IN DRIVER:** quick and easy lamp replacement.
- **GREAT FLEXIBILITY:** GX53 standard lamp holder.
- **FUTURE-PROOFED LUMINARIES:** performances easy to upgrade to latest technology developments.

| LAMP | POWER | LUMINOUS FLUX (Φ TOTAL) UP TO | COLOUR TEMP. | *ADD. SUFFIX |
|---|------------|-------------------------------|--------------|--------------|
|  | 3 W | 410 lm | 6500 K | .G1K |
| | | | 4000 K | |
| | | | 3000 K | |



3W 410 lm = **40W** incandescent
SAVE 93%

CCT SETTABLE LED LAMP




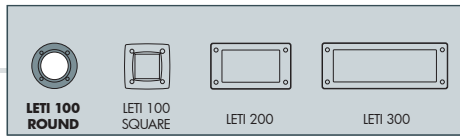
CCT switch settable in three different positions, to select the desired Kelvin temperature (3000K/4000K/6500K) and get a customized ambiance.

* ADD THESE SUFFIXES TO THE REFERENCES MENTIONED IN THE CATALOGUE

LETI 100 ROUND

RECESSED LAMP





LETI 100 ROUND 2C1.000.G1K

3W

CCT SETTABLE GX53 LED LAMP INCLUDED
3000K/4000K/6500K

Pcs 48
Kg 20,3
mc 0,12

LETI 100 ROUND-GR 2C2.000.G1K

3W

CCT SETTABLE GX53 LED LAMP INCLUDED
3000K/4000K/6500K

Pcs 48
Kg 20,3
mc 0,12

LETI 100 ROUND-EL 2C3.000.G1K

3W

CCT SETTABLE GX53 LED LAMP INCLUDED
3000K/4000K/6500K

Pcs 48
Kg 20,3
mc 0,12

LETI 100 ROUND-ST 2C4.000.G1K

3W

CCT SETTABLE GX53 LED LAMP INCLUDED
3000K/4000K/6500K

Pcs 48
Kg 20,3
mc 0,12

GARDEN REVIVAL
GARDEN CLASSIC
BOLLARD
UP&DOWN
DOWNLIGHT
IN-GROUND
BRICKLIGHT
FLOODLIGHT
BULKHEAD
SOLAR
URBAN CLASSIC
URBAN REVIVAL
URBAN MODERN
POST
LAMPS


LETI 100 SQUARE

RECESSED LAMP



Recessed wall lamp with square shape, made of shockproof resin material, UV-rays stabilized, rust and corrosion-free. Supplied as standard with TÜV-CB certified, long-life, efficient and **Kelvin settable GX53 LED lamp included**. Available in 4 different cover options to get a diffuse or downwards directed light emission. Insulation class II, Protection rating IP66.

Lampada ad incasso a muro con forma quadra, realizzata in resina antiurto stabilizzata ai raggi UV, inattaccabile da ruggine e corrosione. Fornito con inclusa lampadina a LED GX53 con Kelvin impostabile certificata TÜV-CB, di lunga durata ed elevata efficienza. Disponibile in 4 differenti versioni di cover per permettere un'emissione della luce diffusa o diretta verso il basso. Classe di isolamento II, grado di protezione IP66.



3C1.000.G1K

CCT SETTABLE

3000 K 4000 K 6500 K

SDCM < 6

| | | | | | |
|--|--|--|--|--|--|
| | | | | | |
| | | | | | |



LETI 100 SQUARE - COMPONENTS

IP 66



COVER made of shockproof resin material, UV-rays stabilized, rust and corrosion free. Different shapes available allowing a diffuse or a downwards light emission.

COVER realizzata in resina antiurto, stabilizzata ai raggi UV, inattaccabile da ruggine e corrosione. Disponibile in diverse versioni per permettere un'emissione della luce diffusa o diretta verso il basso.

Opal DIFFUSER made of UV-rays stabilized polymethylmethacrylate (PMMA).

DIFFUSORE opale realizzato in polimetilmetacrilato (PMMA) stabilizzato ai raggi UV.

High quality silicone rubber **GASKET** to ensure high protection against external agents.

GUARNIZIONE in gomma siliconica per garantire un alto livello di protezione contro gli agenti esterni.

HOUSING made of shockproof resin material, UV rays stabilized, suitable for the electrical devices fixation. Provided complete with **GX53 led lamp**.

CASSA realizzata in resina antiurto, stabilizzata ai raggi UV, adatta ad alloggiare gli accessori elettrici. Fornita completa di **lampadina led GX53**.

INSTALLATION HOUSING made of resin material to be cemented into the wall before installing the luminaries. Provided with double cable entry with silicone cable gland.

CONTRO-CASSA in resina da cementare nel muro prima dell'installazione degli apparecchi. Completa di doppia entrata per il cavo elettrico e passacavo in gomma.

LETI 100 SQUARE



Dimensions and weight
Height: 115 mm
Width: 115 mm
Installation housing depth: 80 mm
Weight: 0,4 Kg

Moulded colours:

Black White Grey

Diffuser PMMA:

Opal

LED LAMPS




Comply with: EU2019/2015
EU2019/2020
Technical details on page 636.

GX53 LED

100 - 240 V



| LAMP | POWER | LUMINOUS FLUX (Φ TOTAL) UP TO | COLOUR TEMP. | *ADD. SUFFIX |
|---|------------|-------------------------------|--------------|--------------|
|  | 3 W | 410 lm | 6500 K | .G1K |
| | | | 4000 K | |
| | | | 3000 K | |


Recessed lamp supplied as standard with TÜV-CB certified, long-life, efficient and **Kelvin settable GX53 LED lamp included**. Quick and easy lamp replacement for a very simple maintenance after installation.

- **COST SAVING:** long-life and efficient LED light sources.
- **BUILT-IN DRIVER:** quick and easy lamp replacement.
- **GREAT FLEXIBILITY:** GX53 standard lamp holder.
- **FUTURE-PROOFED LUMINARIES:** performances easy to upgrade to latest technology developments.



3W 410 Lm = **40W** incandescent
SAVE 93%

CCT SETTABLE LED LAMP



CCT switch settable in three different positions, to select the desired Kelvin temperature (3000K/4000K/6500K) and get a customized ambience.

* ADD THESE SUFFIXES TO THE REFERENCES MENTIONED IN THE CATALOGUE

GARDEN REVIVAL
GARDEN CLASSIC
BOLLARD
UP&DOWN
DOWNLIGHT
IN-GROUND
BRICKLIGHT
FLOODLIGHT
BULKHEAD
SOLAR
URBAN CLASSIC
URBAN REVIVAL
URBAN MODERN
POST
LAMPS

LETI 100 SQUARE

RECESSED LAMP



3C1.000.G1K



3C4.000.G1K

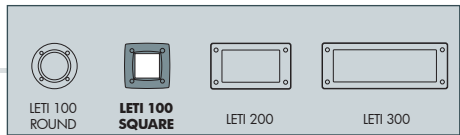


3C3.000.G1K



3C2.000.G1K

MADE IN ITALY



LETI 100 SQUARE 3C1.000.G1K

3W

CCT SETTABLE GX53 LED LAMP INCLUDED
3000K/4000K/6500K

Pcs 48
Kg 20,3
mc 0,12

LETI 100 SQUARE-GR 3C2.000.G1K

3W

CCT SETTABLE GX53 LED LAMP INCLUDED
3000K/4000K/6500K

Pcs 48
Kg 20,3
mc 0,12

LETI 100 SQUARE-EL 3C3.000.G1K

3W

CCT SETTABLE GX53 LED LAMP INCLUDED
3000K/4000K/6500K

Pcs 48
Kg 20,3
mc 0,12

LETI 100 SQUARE-ST 3C4.000.G1K

3W

CCT SETTABLE GX53 LED LAMP INCLUDED
3000K/4000K/6500K

Pcs 48
Kg 20,3
mc 0,12

GARDEN REVIVAL
GARDEN CLASSIC
BOLLARD
UP&DOWN
DOWNLIGHT
IN-GROUND
BRICKLIGHT
FLOODLIGHT
BULKHEAD
SOLAR
URBAN CLASSIC
URBAN REVIVAL
URBAN MODERN
POST
LAMPS

LETI 200

RECESSED LAMP



Recessed wall lamp with rectangular shape, made of shockproof resin material, UV-rays stabilized, rust and corrosion-free. Supplied as standard with TÜV-CB certified, long-life, efficient and Kelvin settable **GX53 LED lamp included**. Available in 5 different cover options to get a diffuse or downwards directed light emission. Insulation class II, Protection rating IP66.

Lampada ad incasso a muro con forma rettangolare, realizzata in resina antiurto stabilizzata ai raggi UV, inattaccabile da ruggine e corrosione. Fornita con inclusa lampadina a LED GX53 con Kelvin impostabile certificata TÜV-CB, di lunga durata ed elevata efficienza. Disponibile in 5 differenti versioni di cover per permettere un'emissione della luce diffusa o diretta verso il basso. Classe di isolamento II, grado di protezione IP66.



4C4.000.G1K

CCT SETTABLE

3000 K 4000 K 6500 K

SDCM < 6

| | | | | |
|--|--|--|--|--|
| | | | | |
| | | | | |

MADE IN ITALY

LETI 200 - COMPONENTS

IP 66



COVER made of shockproof resin material, UV-rays stabilized, rust and corrosion free. Different shapes available allowing a diffuse or a downwards light emission.

COVER realizzata in resina antiurto, stabilizzata ai raggi UV, inattaccabile da ruggine e corrosione. Disponibile in diverse versioni per permettere un'emissione della luce diffusa o diretta verso il basso.

Opal DIFFUSER made of UV-rays stabilized polymethylmethacrylate (PMMA).

DIFFUSORE opale realizzato in polimetilmetacrilato (PMMA) stabilizzato ai raggi UV.

High quality silicone rubber **GASKET** to ensure high protection against external agents.

GUARNIZIONE in gomma siliconica per garantire un alto livello di protezione contro gli agenti esterni.


HOUSING made of shockproof resin material, UV rays stabilized, suitable for the electrical devices fixation. Provided complete with **GX53 led lamp**.

CASSA realizzata in resina antiurto, stabilizzata ai raggi UV, adatta ad alloggiare gli accessori elettrici. Fornita completa di lampadina led GX53.

INSTALLATION HOUSING made of resin material to be cemented into the wall before installing the luminaries. Provided with double cable entry with silicone cable gland.

CONTRO-CASSA in resina da cementare nel muro prima dell'installazione degli apparecchi. Completa di doppia entrata per il cavo elettrico e passacavo in gomma.

LETI 200



Dimensions and weight

Height: 113 mm
Width: 188 mm
Installation housing depth: 98 mm
Weight: 0,6 Kg

Moulded colours:

Black White Grey

Diffuser PMMA:

Opal

LED LAMPS




Comply with: EU2019/2015
EU2019/2020
Technical details on page 636.

GX53 LED

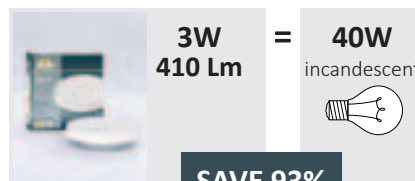
100 - 240 V



| LAMP | POWER | LUMINOUS FLUX (Φ TOTAL) UP TO | COLOUR TEMP. | *ADD. SUFFIX |
|---|------------|-------------------------------|--------------|--------------|
|  | 3 W | 410 lm | 6500 K | .G1K |
| | | | 4000 K | |
| | | | 3000 K | |

Recessed lamp supplied as standard with TÜV-CB certified, long-life, efficient and Kelvin settable **GX53 LED lamp included**. Quick and easy lamp replacement for a very simple maintenance after installation.

- **COST SAVING:** long-life and efficient LED light sources.
- **BUILT-IN DRIVER:** quick and easy lamp replacement.
- **GREAT FLEXIBILITY:** GX53 standard lamp holder.
- **FUTURE-PROOFED LUMINARIES:** performances easy to upgrade to latest technology developments.



3W 410 Lm = **40W** incandescent
SAVE 93%

CCT SETTABLE LED LAMP



CCT switch settable in three different positions, to select the desired Kelvin temperature (3000K/4000K/6500K) and get a customized ambiance.

* ADD THESE SUFFIXES TO THE REFERENCES MENTIONED IN THE CATALOGUE

GARDEN REVIVAL
GARDEN CLASSIC
BOLLARD
UP&DOWN
DOWNLIGHT
IN-GROUND
BRICKLIGHT
FLOODLIGHT
BULKHEAD
SOLAR
URBAN CLASSIC
URBAN REVIVAL
URBAN MODERN
POST
LAMPS

LETI 200

RECESSED LAMP



4C1.000.G1K



4C2.000.G1K



4C3.000.G1K

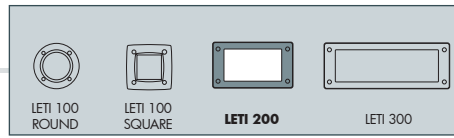


4C4.000.G1K



4C5.000.G1K

MADE IN ITALY



LETI 200 4C1.000.G1K

3W

CCT SETTABLE GX53 LED LAMP INCLUDED
3000K/4000K/6500K

Pcs 36
Kg 22,7
mc 0,12

LETI 200-GL 4C2.000.G1K

3W

CCT SETTABLE GX53 LED LAMP INCLUDED
3000K/4000K/6500K

Pcs 36
Kg 22,7
mc 0,12

LETI 200-RS 4C3.000.G1K

3W

CCT SETTABLE GX53 LED LAMP INCLUDED
3000K/4000K/6500K

Pcs 36
Kg 22,7
mc 0,12

LETI 200-HS 4C4.000.G1K

3W

CCT SETTABLE GX53 LED LAMP INCLUDED
3000K/4000K/6500K

Pcs 36
Kg 22,7
mc 0,12

LETI 200-VP 4C5.000.G1K

3W

CCT SETTABLE GX53 LED LAMP INCLUDED
3000K/4000K/6500K

Pcs 36
Kg 22,7
mc 0,12

GARDEN REVIVAL
GARDEN CLASSIC
BOLLARD
UP&DOWN
DOWNLIGHT
IN-GROUND
BRICKLIGHT
FLOODLIGHT
BULKHEAD
SOLAR
URBAN CLASSIC
URBAN REVIVAL
URBAN MODERN
POST
LAMPS

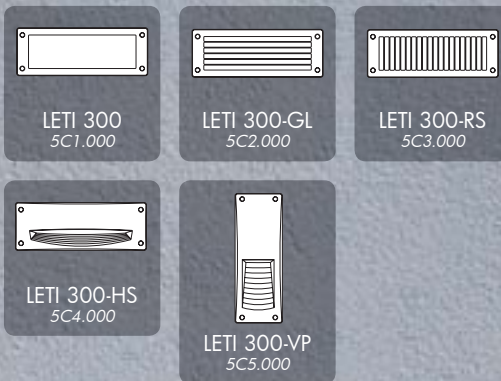
LETI 300

RECESSED LAMP



Recessed wall lamp with rectangular shape, made of shockproof resin material, UV-rays stabilized, rust and corrosion-free. Supplied as standard with TÜV-CB certified, long-life, efficient and **2x Kelvin settable GX53 LED lamps included**. Available in 5 different cover options to get a diffuse or downwards directed light emission. Insulation class II, Protection rating IP66.

*Lampada LED per incasso a muro con forma rettangolare, realizzata in resina antiurto stabilizzata ai raggi UV, inattaccabile da ruggine e corrosione. Fornita con **include 2 lampadine a LED GX53 con Kelvin impostabile** certificate TÜV-CB, di lunga durata ed elevata efficienza. Disponibile in 5 differenti versioni di cover per permettere un'emissione della luce diffusa o diretta verso il basso. Classe di isolamento II, grado di protezione IP66.*



5C4.000.G2K

CCT SETTABLE

3000 K 4000 K 6500 K

SDCM <6

| | | | | |
|--|--|--|--|--|
| | | | | |
| | | | | |



LETI 300 - COMPONENTS



IP66

COVER made of shockproof resin material, UV-rays stabilized, rust and corrosion free. Different shapes available allowing a diffuse or a downwards light emission.

COVER realizzata in resina antiurto, stabilizzata ai raggi UV, inattaccabile da ruggine e corrosione. Disponibile in diverse versioni per permettere un'emissione della luce diffusa o diretta verso il basso.

Opal DIFFUSER made of UV-rays stabilized polymethylmethacrylate (PMMA).

DIFFUSORE opale realizzato in polimetilmetacrilato (PMMA) stabilizzato ai raggi UV.

HOUSING made of shockproof resin material, suitable for the electrical devices fixation. Provided with **2x GX53 led lamps** or with E27 lampholder and with silicone rubber gasket to ensure high protection against external agents.

CASSA realizzata in resina antiurto, adatta ad alloggiare gli accessori elettrici. Fornita completa di **2 lampadine led GX53** o di portalamпада E27 e guarnizione in gomma siliconica per garantire un alto livello di protezione contro gli agenti esterni.

INSTALLATION HOUSING made of resin material to be cemented into the wall before installing the luminaries. Provided with double cable entry with silicone cable gland.

CONTRO-CASSA in resina da cementare nel muro prima dell'installazione degli apparecchi. Completa di doppia entrata per il cavo elettrico e passacavo in gomma.

LETI 300



Dimensions and weight
Height: 113 mm
Width: 293 mm
Installation housing depth: 98 mm
Weight: 0,9 Kg

Moulded colours:

Black White Grey

Diffuser PMMA:

Opal

LED LAMPS



Comply with: EU2019/2015
EU2019/2020
Technical details on page 636.


GX53 LED



Recessed lamp supplied complete with 2x TÜV-CB certified, long-life, efficient and **Kelvin settable GX53 LED lamps included**. Quick and easy lamp replacement for a very simple maintenance after installation.

- **COST SAVING:** long-life and efficient LED light sources.
- **BUILT-IN DRIVER:** quick and easy lamp replacement.
- **GREAT FLEXIBILITY:** GX53 standard lamp holder.
- **FUTURE-PROOFED LUMINARIES:** performances easy to upgrade to latest technology developments.

100 - 240 V

| LAMP | POWER | LUMINOUS FLUX (Φ TOTAL) UP TO | COLOUR TEMP. | *ADD. SUFFIX |
|---|--------------------|-------------------------------|--------------|--------------|
|  | 2x 3W 6W | 820 lm | 6500 K | .G2K |
| | | | 4000 K | |
| | | | 3000 K | |

2x 3W = 60W
820 Lm = incandescent

SAVE 93%




E27



Recessed lamp supplied complete with E27 lampholder.

| | | |
|--------------------------|-----------------|----------------------|
| E27 (CFL -LED) | max 160 mm ↔ | *ADD. SUFFIX .E27 |
|--------------------------|-----------------|----------------------|

CCT SETTABLE LED LAMP



CCT switch settable in three different positions, to select the desired Kelvin temperature (3000K/4000K/6500K) and get a customized ambience.

* ADD THESE SUFFIXES TO THE REFERENCES MENTIONED IN THE CATALOGUE


LAMPS POST URBAN MODERN URBAN REVIVAL URBAN CLASSIC SOLAR BULKHEAD FLOODLIGHT BRICKLIGHT IN-GROUND DOWNLIGHT UP&DOWN BOLLARD GARDEN CLASSIC GARDEN REVIVAL

LETI 300

RECESSED LAMP



5C1.000.G2K



5C3.000.G2K



5C2.000.G2K

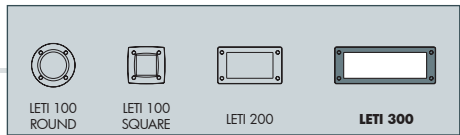


5C4.000.G2K



5C5.000.G2K

MADE IN ITALY



LETI 300

6W 5C1.000.G2K

2 CCT SETTABLE GX53 LED LAMP INCLUDED
3000K/4000K/6500K

Pcs 24
Kg 22,7
mc 0,12

LETI 300-GL

6W 5C2.000.G2K

2 CCT SETTABLE GX53 LED LAMP INCLUDED
3000K/4000K/6500K

Pcs 24
Kg 22,7
mc 0,12

LETI 300-RS

6W 5C3.000.G2K

2 CCT SETTABLE GX53 LED LAMP INCLUDED
3000K/4000K/6500K

Pcs 24
Kg 22,7
mc 0,12

LETI 300-HS

6W 5C4.000.G2K

2 CCT SETTABLE GX53 LED LAMP INCLUDED
3000K/4000K/6500K

Pcs 24
Kg 22,7
mc 0,12

LETI 300-VP

6W 5C5.000.G2K

2 CCT SETTABLE GX53 LED LAMP INCLUDED
3000K/4000K/6500K

Pcs 24
Kg 22,7
mc 0,12

GARDEN REVIVAL
GARDEN CLASSIC
BOLLARD
UP&DOWN
DOWNLIGHT
IN-GROUND
BRICKLIGHT
FLOODLIGHT
BULKHEAD
SOLAR
URBAN CLASSIC
URBAN REVIVAL
URBAN MODERN
POST
LAMPS

EXTRALETI 100 ROUND

SURFACE LAMP



Surface wall lamp with round shape, made of shockproof resin material, UV-rays stabilized, rust and corrosion-free. Supplied as standard with TÜV-CB certified, long-life, efficient and **Kelvin settable GX53 LED lamp 3W included**. Available in 4 different cover options to get a diffuse or downwards directed light emission. Insulation class II, Protection rating IP66.

Lampada a muro con forma circolare, realizzata in resina antiurto, stabilizzata ai raggi UV, inattaccabile da ruggine e corrosione. Fornita con inclusa lampadina a LED GX53 con Kelvin impostabile certificata TÜV-CB, di lunga durata ed elevata efficienza. Disponibile in 4 differenti versioni di cover per permettere un'emissione della luce diffusa o diretta verso il basso. Classe di isolamento II, grado di protezione IP66.



253.000.G1K

CCT SETTABLE

3000 K 4000 K 6500 K

SDCM < 6

| | | | | | |
|--|--|--|--|--|--|
| | | | | | |
| | | | | | |



EXTRALETI 100 ROUND - COMPONENTS

IP 66



COVER made of shockproof resin material, UV-rays stabilized, rust and corrosion free. Different shapes available allowing a diffuse or a downwards light emission.

***COVER** realizzata in resina antiurto, stabilizzata ai raggi UV, inattaccabile da ruggine e corrosione. Disponibile in diverse versioni per permettere un'emissione della luce diffusa o diretta verso il basso.*

Opal DIFFUSER made of UV-rays stabilized polymethylmethacrylate (PMMA).

***DIFFUSORE** opale realizzato in polimetilmetacrilato (PMMA) stabilizzato ai raggi UV.*

High quality silicone rubber **GASKET** to ensure high protection against external agents.

***GUARNIZIONE** in gomma siliconica per garantire un alto livello di protezione contro gli agenti esterni.*

BODY made of shockproof resin material, UV-rays stabilized, suitable for the electrical devices fixation. Provided complete with **GX53 led lamp**.

***CORPO** realizzato in resina antiurto, stabilizzata ai raggi UV, adatto ad alloggiare gli accessori elettrici. Fornito completo di lampadina led GX53.*

EXTRALETI 100 ROUND

— o 140 —



Dimensions and weight

Diameter: Ø 140 mm
Depth: 64/85 mm
Weight: 0,5 Kg

Moulded colours:

Black White Grey

Diffuser PMMA:

Opal

LED LAMPS




Comply with: EU2019/2015
EU2019/2020
Technical details on page 636.

GX53 LED

100 - 240 V



| LAMP | POWER | LUMINOUS FLUX (Φ TOTAL) UP TO | COLOUR TEMP. | *ADD. SUFFIX |
|---|------------|-------------------------------|--------------|--------------|
|  | 3 W | 410 lm | 6500 K | .G1K |
| | | | 4000 K | |
| | | | 3000 K | |

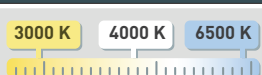
Surface lamp supplied as standard with TÜV-CB certified, long-life, efficient and Kelvin settable **GX53 LED lamp included**. Quick and easy lamp replacement for a very simple maintenance after installation.

- **COST SAVING:** long-life and efficient LED light sources.
- **BUILT-IN DRIVER:** quick and easy lamp replacement.
- **GREAT FLEXIBILITY:** GX53 standard lamp holder.
- **FUTURE-PROOFED LUMINARIES:** performances easy to upgrade to latest technology developments.



3W 410 Lm = **40W** incandescent
SAVE 93%

CCT SETTABLE LED LAMP



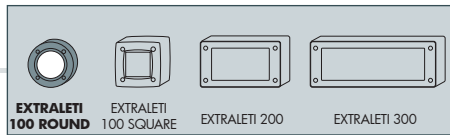
CCT switch settable in three different positions, to select the desired Kelvin temperature (3000K/4000K/6500K) and get a customized ambiance.

* ADD THESE SUFFIXES TO THE REFERENCES MENTIONED IN THE CATALOGUE

EXTRALETI 100 ROUND

SURFACE LAMP





EXTRALETI 100 ROUND

3W 2S1.000.G1K

CCT SETTABLE GX53 LED LAMP INCLUDED
3000K/4000K/6500K

Pcs 48
Kg 20,3
mc 0,12

EXTRALETI 100 ROUND-GR

3W 2S2.000.G1K

CCT SETTABLE GX53 LED LAMP INCLUDED
3000K/4000K/6500K

Pcs 48
Kg 20,3
mc 0,12

EXTRALETI 100 ROUND-EL

3W 2S3.000.G1K

CCT SETTABLE GX53 LED LAMP INCLUDED
3000K/4000K/6500K

Pcs 48
Kg 20,3
mc 0,12

EXTRALETI 100 ROUND-ST

3W 2S4.000.G1K

CCT SETTABLE GX53 LED LAMP INCLUDED
3000K/4000K/6500K

Pcs 48
Kg 20,3
mc 0,12

GARDEN REVIVAL
GARDEN CLASSIC
BOLLARD
UP&DOWN
DOWNLIGHT
IN-GROUND
BRICKLIGHT
FLOODLIGHT
BULKHEAD
SOLAR
URBAN CLASSIC
URBAN REVIVAL
URBAN MODERN
POST
LAMPS

EXTRALETI 100 SQUARE

SURFACE LAMP



Surface wall lamp with square shape, made of shockproof resin material, UV-rays stabilized, rust and corrosion-free. Supplied as standard with TÜV-CB certified, long-life, efficient and Kelvin settable GX53 LED lamp included. Available in 4 different cover options to get a diffuse or downwards directed light emission. Insulation class II, Protection rating IP66.

Lampada a muro con forma quadra, realizzata in resina antiurto stabilizzata ai raggi UV, inattaccabile da ruggine e corrosione. Fornita con inclusa lampadina a LED GX53 con kelvin impostabile certificata TÜV-CB, di lunga durata ed elevata efficienza. Disponibile in 4 differenti versioni di cover per permettere un'emissione della luce diffusa o diretta verso il basso. Classe di isolamento II, grado di protezione IP66.



EXTRALETI 100
SQUARE
351.000



EXTRALETI 100
SQUARE-GR
352.000



EXTRALETI 100
SQUARE-EL
353.000

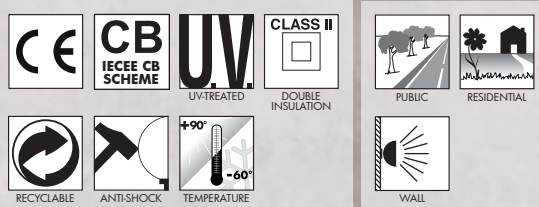



EXTRALETI 100
SQUARE-ST
354.000



354.000.G1K

CCT SETTABLE



MADE IN ITALY

EXTRALETI 100 SQUARE - COMPONENTS

IP 66



COVER made of shockproof resin material, UV-rays stabilized, rust and corrosion free. Different shapes available allowing a diffuse or a downwards light emission.

***COVER** realizzata in resina antiurto, stabilizzata ai raggi UV, inattaccabile da ruggine e corrosione. Disponibile in diverse versioni per permettere un'emissione della luce diffusa o diretta verso il basso.*



Opal DIFFUSER made of UV-rays stabilized polymethylmethacrylate (PMMA).

***DIFFUSORE** opale realizzato in polimetilmetacrilato (PMMA) stabilizzato ai raggi UV.*



High quality silicone rubber **GASKET** to ensure high protection against external agents.

***GUARNIZIONE** in gomma siliconica per garantire un alto livello di protezione contro gli agenti esterni.*



BODY made of shockproof resin material, UV-rays stabilized, suitable for the electrical devices fixation. Provided complete with **GX53 led lamp**.

***CORPO** realizzato in resina antiurto, stabilizzata ai raggi UV, adatto ad alloggiare gli accessori elettrici. Fornito completo di lampadina led GX53.*



EXTRALETI 100 SQUARE



Dimensions and weight

Height: 120 mm
Width: 120 mm
Depth: 64/85 mm
Weight: 0,5 Kg

Moulded colours:

Black White Grey

Diffuser PMMA:

Opal

LED LAMPS




Comply with: EU2019/2015
EU2019/2020
Technical details on page 636.

GX53 LED

100 - 240 V



| LAMP | POWER | LUMINOUS FLUX (Φ TOTAL) UP TO | COLOUR TEMP. | *ADD. SUFFIX |
|---|------------|-------------------------------|--------------|--------------|
|  | 3 W | 410 lm | 6500 K | .G1K |
| | | | 4000 K | |
| | | | 3000 K | |

Surface lamp supplied as standard with TÜV-CB certified, long-life, efficient and **Kelvin settable GX53 LED lamp included**. Quick and easy lamp replacement for a very simple maintenance after installation.

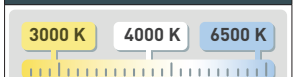
- **COST SAVING:** long-life and efficient LED light sources.
- **BUILT-IN DRIVER:** quick and easy lamp replacement.
- **GREAT FLEXIBILITY:** GX53 standard lamp holder.
- **FUTURE-PROOFED LUMINARIES:** performances easy to upgrade to latest technology developments.



3W 410 Lm = **40W** incandescent

SAVE 93%

CCT SETTABLE LED LAMP



CCT switch settable in three different positions, to select the desired Kelvin temperature (3000K/4000K/6500K) and get a customized ambiance.

GARDEN REVIVAL
GARDEN CLASSIC
BOLLARD
UP&DOWN
DOWNLIGHT
IN-GROUND
BRICKLIGHT
FLOODLIGHT
BULKHEAD
SOLAR
URBAN CLASSIC
URBAN REVIVAL
URBAN MODERN
POST
LAMPS

EXTRALETI 100 SQUARE

SURFACE LAMP



3S1.000.G1K



3S3.000.G1K

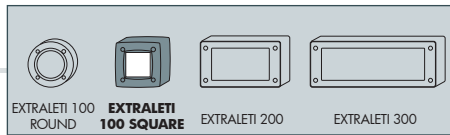


3S4.000.G1K



3S2.000.G1K





EXTRALETI 100 SQUARE 3S1.000.G1K

3W

CCT SETTABLE GX53 LED LAMP INCLUDED
3000K/4000K/6500K

Pcs 48
Kg 20,3
mc 0,12

EXTRALETI 100 SQUARE-GR 3S2.000.G1K

3W

CCT SETTABLE GX53 LED LAMP INCLUDED
3000K/4000K/6500K

Pcs 48
Kg 20,3
mc 0,12

EXTRALETI 100 SQUARE-EL 3S3.000.G1K

3W

CCT SETTABLE GX53 LED LAMP INCLUDED
3000K/4000K/6500K

Pcs 48
Kg 20,3
mc 0,12

EXTRALETI 100 SQUARE-ST 3S4.000.G1K

3W

CCT SETTABLE GX53 LED LAMP INCLUDED
3000K/4000K/6500K

Pcs 48
Kg 20,3
mc 0,12

GARDEN REVIVAL
GARDEN CLASSIC
BOLLARD
UP&DOWN
DOWNLIGHT
IN-GROUND
BRICKLIGHT
FLOODLIGHT
BULKHEAD
SOLAR
URBAN CLASSIC
URBAN REVIVAL
URBAN MODERN
POST
LAMPS

EXTRALETI 200

SURFACE LAMP



Surface wall lamp with rectangular shape, made of shockproof resin material, UV-rays stabilized, rust and corrosion-free. Supplied as standard with TÜV-CB certified, long-life, efficient and Kelvin settable GX53 LED lamp included. Available in 5 different cover options to get a diffuse or downwards directed light emission. Insulation class II, Protection rating IP66.

Lampada a muro con forma rettangolare, realizzata in resina antiurto stabilizzata ai raggi UV, inattaccabile da ruggine e corrosione. Fornita con inclusa lampadina a LED GX53 con Kelvin impostabile certificata TÜV-CB, di lunga durata ed elevata efficienza. Disponibile in 5 differenti versioni di cover per permettere un'emissione della luce diffusa o diretta verso il basso. Classe di isolamento II, grado di protezione IP66.



451.000.G1K

CCT SETTABLE

3000 K 4000 K 6500 K

SDCM <6

| | | | | |
|--|--|--|--|--|
| | | | | |
| | | | | |



EXTRALETI 200 - COMPONENTS

IP 66



COVER made of shockproof resin material, UV-rays stabilized, rust and corrosion free. Different shapes available allowing a diffuse or a downwards light emission.

***COVER** realizzata in resina antiurto, stabilizzata ai raggi UV, inattaccabile da ruggine e corrosione. Disponibile in diverse versioni per permettere un'emissione della luce diffusa o diretta verso il basso.*

Opal **DIFFUSER** made of UV-rays stabilized polymethylmethacrylate (PMMA).

***DIFFUSORE** opale realizzato in polimetilmetacrilato (PMMA) stabilizzato ai raggi UV.*


High quality silicone rubber **GASKET** to ensure high protection against external agents.

***GUARNIZIONE** in gomma siliconica per garantire un alto livello di protezione contro gli agenti esterni.*

BODY made of shockproof resin material, UV-rays stabilized, suitable for the electrical devices fixation. Provided complete with **GX53 led lamp**.

***CORPO** realizzato in resina antiurto, stabilizzata ai raggi UV, adatto ad alloggiare gli accessori elettrici. Fornito completo di lampadina led GX53.*

EXTRALETI 200



Dimensions and weight

Height: 120 mm
Width: 200 mm
Depth: 65/85 mm
Weight: 0,7 Kg

Moulded colours:

Black White Grey

Diffuser PMMA:

Opal

LED LAMPS




Comply with: EU2019/2015
EU2019/2020
Technical details on page 636.

GX53 LED

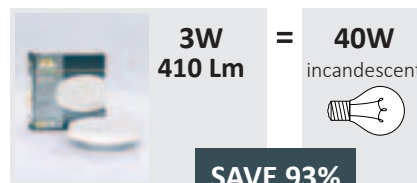
100 - 240 V



| LAMP | POWER | LUMINOUS FLUX (Φ TOTAL) UP TO | COLOUR TEMP. | *ADD. SUFFIX |
|---|------------|-------------------------------|--------------|--------------|
|  | 3 W | 410 lm | 6500 K | .G1K |
| | | | 4000 K | |
| | | | 3000 K | |

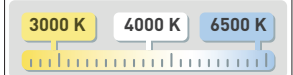
Surface lamp supplied as standard with TÜV-CB certified, long-life, efficient and Kelvin settable **GX53 LED lamp included**. Quick and easy lamp replacement for a very simple maintenance after installation.

- **COST SAVING:** long-life and efficient LED light sources.
- **BUILT-IN DRIVER:** quick and easy lamp replacement.
- **GREAT FLEXIBILITY:** GX53 standard lamp holder.
- **FUTURE-PROOFED LUMINARIES:** performances easy to upgrade to latest technology developments.



3W 410 Lm = **40W** incandescent
SAVE 93%

CCT SETTABLE LED LAMP



CCT switch settable in three different positions, to select the desired Kelvin temperature (3000K/4000K/6500K) and get a customized ambiance.

* ADD THESE SUFFIXES TO THE REFERENCES MENTIONED IN THE CATALOGUE

GARDEN REVIVAL
GARDEN CLASSIC
BOLLARD
UP&DOWN
DOWNLIGHT
IN-GROUND
BRICKLIGHT
FLOODLIGHT
BULKHEAD
SOLAR
URBAN CLASSIC
URBAN REVIVAL
URBAN MODERN
POST
LAMPS

EXTRALETI 200

SURFACE LAMP



4S2.000.G1K



4S1.000.G1K



4S4.000.G1K

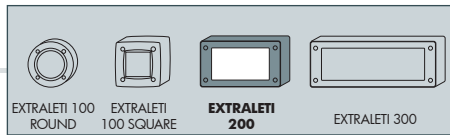


4S3.000.G1K



4S5.000.G1K

MADE IN ITALY



EXTRALETI 200

3W 4S1.000.G1K

CCT SETTABLE GX53 LED LAMP INCLUDED
3000K/4000K/6500K

Pcs 36
Kg 22,7
mc 0,12

EXTRALETI 200-GL

3W 4S2.000.G1K

CCT SETTABLE GX53 LED LAMP INCLUDED
3000K/4000K/6500K

Pcs 36
Kg 22,7
mc 0,12

EXTRALETI 200-RS

3W 4S3.000.G1K

CCT SETTABLE GX53 LED LAMP INCLUDED
3000K/4000K/6500K

Pcs 36
Kg 22,7
mc 0,12

EXTRALETI 200-HS

3W 4S4.000.G1K

CCT SETTABLE GX53 LED LAMP INCLUDED
3000K/4000K/6500K

Pcs 36
Kg 22,7
mc 0,12

EXTRALETI 200-VP

3W 4S5.000.G1K

CCT SETTABLE GX53 LED LAMP INCLUDED
3000K/4000K/6500K

Pcs 36
Kg 22,7
mc 0,12

EXTRALETI 300

SURFACE LAMP



Surface wall lamp with rectangular shape, made of shockproof resin material, UV-rays stabilized, rust and corrosion-free. Supplied as standard with 2 x TÜV-CB certified long-life, efficient and Kelvin settable GX53 LED lamps included. Available in 5 different cover options to get a diffuse or downwards directed light emission. Insulation class II, Protection rating IP66.

Lampada a muro con forma rettangolare, realizzata in resina antiurto stabilizzata ai raggi UV, inattaccabile da ruggine e corrosione. Fornita con incluse 2 lampadine a LED GX53 con Kelvin impostabile certificate TÜV-CB, di lunga durata ed elevata efficienza. Disponibile in 5 differenti versioni di cover per permettere un'emissione della luce diffusa o diretta verso il basso. Classe di isolamento II, grado di protezione IP66.



551.000.G2K

CCT SETTABLE

3000 K 4000 K 6500 K

SDCM <6

| | | | | |
|--|--|--|--|--|
| | | | | |
| | | | | |



EXTRALETI 300 - COMPONENTS

IP 66



COVER made of shockproof resin material, UV-rays stabilized, rust and corrosion free. Different shapes available allowing a diffuse or a downwards light emission.

COVER realizzata in resina antiurto, stabilizzata ai raggi UV, inattaccabile da ruggine e corrosione. Disponibile in diverse versioni per permettere un'emissione della luce diffusa o diretta verso il basso.

Opal **DIFFUSER** made of UV-rays stabilized polymethylmethacrylate (PMMA).

DIFFUSORE opale realizzato in polimetilmetacrilato (PMMA) stabilizzato ai raggi UV.

High quality silicone rubber **GASKET** to ensure high protection against external agents.

GUARNIZIONE in gomma siliconica per garantire un alto livello di protezione contro gli agenti esterni.

BODY made of shockproof resin material, UV-rays stabilized, suitable for the electrical devices fixation. Provided complete with 2x GX53 led lamps.

CORPO realizzato in resina antiurto, stabilizzato ai raggi UV, adatto ad alloggiare gli accessori elettrici. Fornito completo di 2 lampadine led GX53.

EXTRALETI 300



Dimensions and weight

Height: 120 mm
Width: 300 mm
Depth: 65mm
Weight: 1 Kg

Moulded colours:

Black White Grey

Diffuser PMMA:

Opal

LED LAMPS




Comply with: EU2019/2015
EU2019/2020
Technical details on page 636.



GX53 LED

100 - 240 V

*ADD. SUFFIX



| LAMP | POWER | LUMINOUS FLUX (Φ TOTAL) UP TO | COLOUR TEMP. | *ADD. SUFFIX |
|--|--------------------|-------------------------------|----------------------------|--------------|
|  GX53 LED | 2x 3W 6W | 820 lm | 6500 K 4000 K 3000 K | .G2K |


2x 3W
820 Lm = **60W** incandescent


SAVE 93%

Surface lamp supplied complete with 2 x TÜV-CB certified, long-life, efficient and Kelvin settable GX53 LED lamps included. Quick and easy lamp replacement for a very simple maintenance after installation.

- **COST SAVING:** long-life and efficient LED light sources.
- **BUILT-IN DRIVER:** quick and easy lamp replacement.
- **GREAT FLEXIBILITY:** GX53 standard lamp holder.
- **FUTURE-PROOFED LUMINARIES:** performances easy to upgrade to latest technology developments.

CCT SETTABLE LED LAMP



CCT switch settable in three different positions, to select the desired Kelvin temperature (3000K/4000K/6500K) and get a customized ambiance.

GARDEN REVIVAL
GARDEN CLASSIC
BOLLARD
UP&DOWN
DOWNLIGHT
IN-GROUND
BRICKLIGHT
FLOODLIGHT
BULKHEAD
SOLAR
URBAN CLASSIC
URBAN REVIVAL
URBAN MODERN
POST
LAMPS

EXTRALETI 300

SURFACE LAMP



551.000.G2K



554.000.G2K



552.000.G2K

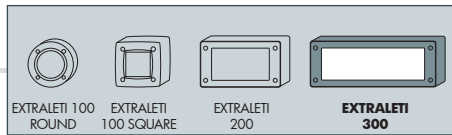


553.000.G2K



555.000.G2K

MADE IN ITALY



EXTRALETI 300

6W 5S1.000.G2K

2 CCT SETTABLE GX53 LED LAMP INCLUDED
3000K/4000K/6500K

Pcs 20
Kg 19
mc 0,14

EXTRALETI 300-GL

6W 5S2.000.G2K

2 CCT SETTABLE GX53 LED LAMP INCLUDED
3000K/4000K/6500K

Pcs 20
Kg 19
mc 0,14

EXTRALETI 300-RS

6W 5S3.000.G2K

2 CCT SETTABLE GX53 LED LAMP INCLUDED
3000K/4000K/6500K

Pcs 20
Kg 19
mc 0,14

EXTRALETI 300-HS

6W 5S4.000.G2K

2 CCT SETTABLE GX53 LED LAMP INCLUDED
3000K/4000K/6500K

Pcs 12
Kg 11
mc 0,14

EXTRALETI 300-VP

6W 5S5.000.G2K

2 CCT SETTABLE GX53 LED LAMP INCLUDED
3000K/4000K/6500K

Pcs 12
Kg 11
mc 0,14



GARDEN REVIVAL

GARDEN CLASSIC

BOLLARD

UP&DOWN

DOWNLIGHT

IN-GROUND

BRICKLIGHT

FLOODLIGHT

BULKHEAD

SOLAR

URBAN CLASSIC

URBAN REVIVAL

URBAN MODERN

POST

LAMPS

FLOODLIGHT

GARDEN REVIVAL
GARDEN CLASSIC
BOLLARD
UP&DOWN
DOWNLIGHT
IN-GROUND
BRICKLIGHT
FLOODLIGHT
BULKHEAD
SOLAR
URBAN CLASSIC
URBAN REVIVAL
URBAN MODERN
POST
LAMPS

MINITOMMY

FLOODLIGHT



LED floodlight with single or double lights made of shockproof resin material, UV-rays stabilized, rust and corrosion-free. Suitable for indoor and outdoor installations on wall and ceilings, in the ground or on spikes. Ring or eyelid cover versions available with no visible screws. Supplied as standard with TÜV-CB certified, long-life, efficient and **Kelvin settable GU10 LED lamp included**. The floodlight is fully adjustable and it can tilt and turn at will. Insulation class II, Protection rating IP66.



Proiettore a LED a luce singola o doppia fabbricato in resina antiurto stabilizzata ai raggi UV inattaccabile da ruggine e corrosione. Idoneo per installazioni a parete, a soffitto, al suolo o su picchetto, sia in ambienti esterni che interni. Cover ad anello o a palpebra senza viti a vista. Fornito nella versione standard con inclusa lampadina a LED GU10 con Kelvin impostabile certificata TÜV-CB di lunga durata ed elevata efficienza. Il proiettore è completamente regolabile e si può inclinare e orientare a piacimento. Classe di isolamento II, grado di protezione IP66.



1M1.001.U1K

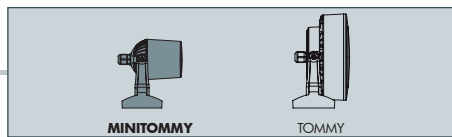
CCT SETTABLE

2700 K 4000 K

SDCM <3

| | | | |
|--|--|--|--|
| | | | |
| | | | |
| | | | |
| | | | |
| | | | |
| | | | |
| | | | |





MINITOMMY - COMPONENTS

IP 66




COVER with no visible screws made of shockproof resin material, UV-rays stabilized, rust and corrosion free. Ring or eyelid versions available.

COVER senza viti a vista in resina antiurto stabilizzata ai raggi UV inattaccabile da ruggine e corrosione. Disponibile nella versione ad anello o a palpebra.

DIFFUSER made of shockproof resin material (PC) complete with silicone rubber gasket to ensure high protection against external agents. Frosted or coloured versions, to get a customized ambiance.

DIFFUSORE in resina antiurto (PC) completo di guarnizione in gomma siliconica per garantire un alto livello di protezione contro gli agenti esterni. Disponibile nella versione satinata o colorata, per ottenere un'ambientazione personalizzata.



Resin **BODY** suitable for the electrical devices fixation and resin **SUPPORT FORK** to allow a fully adjustable floodlight position.

CORPO in resina predisposto per il fissaggio degli accessori elettrici e **FORCELLA** di supporto per permettere l'orientamento del proiettore.

INSTALLATION ELEMENTS:

- ROTATION DISK for surface installation.
- SPIKE for in ground installation.
- CONNECTION FITTING for double lights version.

ELEMENTI DI FISSAGGIO:

- DISCO DI ROTAZIONE per l'installazione a parete.
- PICCHETTO per l'installazione nel terreno.
- SUPPORTO per la versione a luce doppia.

MINITOMMY



Dimensions and weight

Height: 127 mm
Width: 122 mm
Weight: 0,45 Kg

Moulded Colours:

Black Grey White

Diffuser PC:

Frosted
Blue Green Orange

LED LAMPS



Comply with: EU2019/2015
EU2019/2020
Technical details on page 636.

GU10 LED

100 - 240 V



| LAMP | POWER | LUMINOUS FLUX (Φ TOTAL) UP TO | COLOUR TEMP. | *ADD. SUFFIX |
|------|-------------|-------------------------------|--------------|--------------|
| | 3,5W | 366 Lm | 4000 K | .U1K |
| | | | 2700 K | |
| | 6W | 615 Lm | 4000 K | .L1K |
| | | | 2700 K | |


Floodlight supplied with TÜV-CB certified, long-life, efficient and Kelvin settable GU10 LED lamp included. Different wattages available. Quick and easy lamp replacement for a very simple maintenance after installation.

- **COST SAVING:** long-life and efficient LED light sources.
- **BUILT-IN DRIVER:** quick and easy lamp replacement.
- **GREAT FLEXIBILITY:** GU10 standard lamp holder.
- **FUTURE-PROOFED LUMINARIES:** performances easy to upgrade to latest technology developments.
- **SUITABLE FOR OUTDOOR USE:** built-in driver fully protected against heat and humidity by silicone paste.

3.5W = **35W**
366 Lm = **HALOGEN**
SAVE 90%

6W = **50W**
615 Lm = **HALOGEN**
SAVE 88%

CCT SETTABLE LED LAMP



CCT switch settable in two different positions, to select the desired Kelvin temperature (2700K/4000K) and get a customized ambiance.

* ADD THESE SUFFIXES TO THE REFERENCES MENTIONED IN THE CATALOGUE

LAMPS POST URBAN MODERN URBAN REVIVAL URBAN CLASSIC SOLAR BULKHEAD FLOODLIGHT BRICKLIGHT IN-GROUND DOWNLIGHT UP&DOWN BOLLARD GARDEN CLASSIC GARDEN REVIVAL

MINITOMMY

FLOODLIGHT



1M1.001.L1K

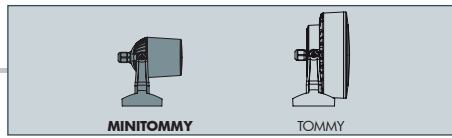


3M1.001.U2K



1M1.000.U1K





| MINITOMMY | |
|--|-------------|
| 3,5W | 1M1.000.U1K |
| 6W | 1M1.000.L1K |
| CCT SETTABLE GU10 LED LAMP INCLUDED 2700K/4000K | |
| | |
| Pcs 30 Kg 12,6 mc 0,092 | |

| MINITOMMY SPIKE | |
|--|-------------|
| 3,5W | 1M1.001.U1K |
| 6W | 1M1.001.L1K |
| CCT SETTABLE GU10 LED LAMP INCLUDED 2700K/4000K | |
| | |
| Pcs 30 Kg 13,8 mc 0,092 | |

| MINITOMMY 2L | |
|---|-------------|
| 2x3,5W | 3M1.000.U2K |
| 2x6W | 3M1.000.L2K |
| 2 CCT SETTABLE GU10 LED LAMPS INCLUDED 2700K/4000K | |
| | |
| Pcs 18 Kg 16,2 mc 0,092 | |

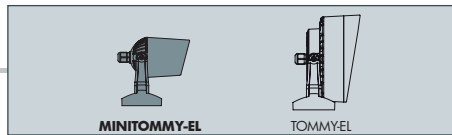
| MINITOMMY 2L SPIKE | |
|---|-------------|
| 2x3,5W | 3M1.001.U2K |
| 2x6W | 3M1.001.L2K |
| 2 CCT SETTABLE GU10 LED LAMPS INCLUDED 2700K/4000K | |
| | |
| Pcs 18 Kg 17 mc 0,092 | |

LAMPS POST URBAN MODERN URBAN REVIVAL URBAN CLASSIC SOLAR BULKHEAD FLOODLIGHT BRICKLIGHT IN-GROUND DOWNLIGHT UP&DOWN BOLLARD GARDEN CLASSIC GARDEN REVIVAL

MINITOMMY-EL

FLOODLIGHT





| MINITOMMY-EL | |
|--|-------------|
| 3,5W | 1M2.000.U1K |
| 6W | 1M2.000.L1K |
| CCT SETTABLE GU10 LED LAMP INCLUDED 2700K/4000K | |
| | |
| Pcs 30 Kg 12,6 mc 0,092 | |

| MINITOMMY-EL SPIKE | |
|--|-------------|
| 3,5W | 1M2.001.U1K |
| 6W | 1M2.001.L1K |
| CCT SETTABLE GU10 LED LAMP INCLUDED 273000K/4000K | |
| | |
| Pcs 30 Kg 13,8 mc 0,092 | |

| MINITOMMY-EL 2L | |
|---|-------------|
| 2x3,5W | 3M2.000.U2K |
| 2x6W | 3M2.000.L2K |
| 2 CCT SETTABLE GU10 LED LAMPS INCLUDED 2700K/4000K | |
| | |
| Pcs 18 Kg 16,2 mc 0,092 | |

| MINITOMMY-EL 2L SPIKE | |
|---|-------------|
| 2x3,5W | 3M2.001.U2K |
| 2x6W | 3M2.001.L2K |
| 2 CCT SETTABLE GU10 LED LAMPS INCLUDED 2700K/4000K | |
| | |
| Pcs 18 Kg 17 mc 0,092 | |



GARDEN REVIVAL
GARDEN CLASSIC
BOLLARD
UP&DOWN
DOWNLIGHT
IN-GROUND
BRICKLIGHT
FLOODLIGHT
BULKHEAD
SOLAR
URBAN CLASSIC
URBAN REVIVAL
URBAN MODERN
POST
LAMPS

TOMMY

FLOODLIGHT



LED floodlight with single or double lights made of shockproof resin material, UV-rays stabilized, rust and corrosion-free. Suitable for indoor and outdoor installations on wall and ceilings, in the ground or on spikes. Square, ring or eyelid cover versions available with no visible screws. Supplied as standard with TÜV-CB certified, long-life, efficient and **Kelvin settable GX53 LED lamp included**. The floodlight is fully adjustable and it can tilt and turn at will. Insulation class II, Protection rating IP66.



Proiettore a LED a luce singola o doppia fabbricato in resina antiurto stabilizzata ai raggi UV, inattaccabile da ruggine e corrosione. Idoneo per installazioni a parete, a soffitto, al suolo o su picchetto, sia in ambienti esterni che interni. Cover quadrata, ad anello o a palpebra senza viti a vista. Fornito con inclusa lampadina a LED GX53 con Kelvin impostabile certificata TÜV-CB di lunga durata ed elevata efficienza. Il proiettore è completamente regolabile e si può inclinare e orientare a piacimento. Classe di isolamento II, grado di protezione IP66.

2M1.001.D1K



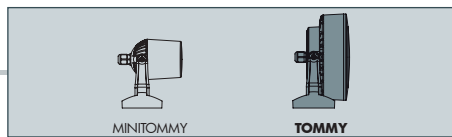
CCT SETTABLE

3000 K 4000 K 6500 K

SDCM <6

| | | | |
|--|--|--|--|
| | | | |
| | | | |
| | | | |





TOMMY - COMPONENTS

IP 66



COVER with no visible screws made of shockproof resin material, UV-rays stabilized, rust and corrosion free. Ring or eyelid versions available.

COVER senza viti a vista in resina antiurto stabilizzata ai raggi UV inattaccabile da ruggine e corrosione. Disponibile nella versione ad anello o a palpebra.

DIFFUSER made of shockproof resin material (PC) complete with silicone rubber gasket to ensure high protection against external agents. Frosted or coloured versions, to get a customized ambiance.

DIFFUSORE in resina antiurto (PC) completo di guarnizione in gomma siliconica per garantire un alto livello di protezione contro gli agenti esterni. Disponibile nella versione satinata o colorata, per ottenere un'ambientazione personalizzata.



Resin **BODY** suitable for the electrical devices fixation and resin **SUPPORT FORK** to allow a fully adjustable floodlight position.

CORPO in resina predisposto per il fissaggio degli accessori elettrici e **FORCELLA** di supporto per permettere l'orientamento del proiettore.

INSTALLATION ELEMENTS:

- ROTATION DISK for surface installation.
- SPIKE for in ground installation.
- CONNECTION FITTING for double lights version.

ELEMENTI DI FISSAGGIO:

- DISCO DI ROTAZIONE per l'istallazione a parete.
- PICCHETTO per l'istallazione nel terreno.
- SUPPORTO per la versione a luce doppia.

TOMMY



Dimensions and weight

Height: 165 mm
Width: 152 mm
Weight: 0,8 Kg

Moulded Colours:

Black Grey White

Diffuser PC:

Frosted
Blue Green Orange

LED LAMPS



Comply with: EU2019/2015
EU2019/2020
Technical details on page 636.

GX53 LED

100 - 240 V



| LAMP | POWER | LUMINOUS FLUX (Φ TOTAL) UP TO | COLOUR TEMP. | *ADD. SUFFIX |
|------|-------------|-------------------------------|--------------|--------------|
| | 3 W | 410 lm | 6500 K | .G1K |
| | | | 4000 K | |
| | | | 3000 K | |
| | 10 W | 1290 Lm | 6500 K | .D1K |
| | | | 4000 K | |
| | | | 3000 K | |

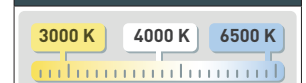
Floodlight supplied as standard with TÜV-CB certified, long-life, efficient and Kelvin settable GX53 LED lamp included. Different wattages available. Quick and easy lamp replacement for a very simple maintenance after installation.

- **COST SAVING:** long-life and efficient LED light sources
- **BUILT-IN DRIVER:** quick and easy lamp replacement
- **GREAT FLEXIBILITY:** GX53 standard lamp holder
- **FUTURE-PROOFED LUMINARIES:** performances easy to upgrade to latest technology developments
- **SUITABLE FOR OUTDOOR USE:** built-in driver fully protected against heat and humidity by silicone paste.

3W = 40W
410 Lm = incandescent
SAVE 93%

10W = 100W
1290 Lm = incandescent
SAVE 90%

CCT SETTABLE LED LAMP



CCT switch settable in three different positions, to select the desired Kelvin temperature (3000K/4000K/6500K) and get a customized ambiance.

* ADD THESE SUFFIXES TO THE REFERENCES MENTIONED IN THE CATALOGUE

LAMPS POST URBAN MODERN URBAN REVIVAL URBAN CLASSIC SOLAR BULKHEAD FLOODLIGHT BRICKLIGHT IN-GROUND DOWNLIGHT UP&DOWN BOLLARD GARDEN CLASSIC GARDEN REVIVAL

TOMMY

FLOODLIGHT

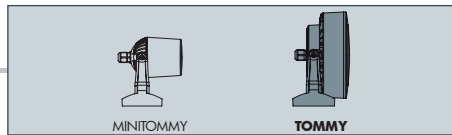


2M1.000.D1K



4M1.001.D2K

MADE IN ITALY



| TOMMY | |
|--|-------------|
| 3W | 2M1.000.G1K |
| 10W | 2M1.000.D1K |
| CCT SETTABLE GX53 LED LAMP INCLUDED 3000K/4000K/6500K | |
| | |
| Pcs 18 Kg 15,3 mc 0,092 | |

| TOMMY SPIKE | |
|--|-------------|
| 3W | 2M1.001.G1K |
| 10W | 2M1.001.D1K |
| CCT SETTABLE GX53 LED LAMP INCLUDED 3000K/4000K/6500K | |
| | |
| Pcs 18 Kg 16 mc 0,092 | |

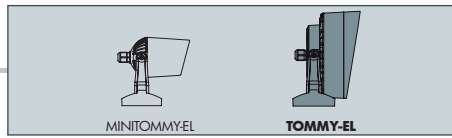
| TOMMY 2L | |
|---|-------------|
| 2x3W | 4M1.000.G2K |
| 2x10W | 4M1.000.D2K |
| 2 CCT SETTABLE GX53 LED LAMPS INCLUDED 3000K/4000K/6500K | |
| | |
| Pcs 8 Kg 13,9 mc 0,092 | |

| TOMMY 2L SPIKE | |
|---|-------------|
| 2x3W | 4M1.001.G2K |
| 2x10W | 4M1.001.D2K |
| 2 CCT SETTABLE GX53 LED LAMPS INCLUDED 3000K/4000K/6500K | |
| | |
| Pcs 8 Kg 14,2 mc 0,092 | |

TOMMY-EL

FLOODLIGHT





TOMMY-EL

| | |
|------------|-------------|
| 3W | 2M2.000.G1K |
| 10W | 2M2.000.D1K |

CCT SETTABLE GX53 LED LAMP INCLUDED
3000K/4000K/6500K

Pcs 18
Kg 15,3
mc 0,092

TOMMY-EL SPIKE

| | |
|------------|-------------|
| 3W | 2M2.001.G1K |
| 10W | 2M2.001.D1K |

CCT SETTABLE GX53 LED LAMP INCLUDED
3000K/4000K/6500K

Pcs 18
Kg 16
mc 0,092

TOMMY-EL 2L

| | |
|--------------|-------------|
| 2x3W | 4M2.000.G2K |
| 2x10W | 4M2.000.D2K |

2 CCT SETTABLE GX53 LED LAMPS INCLUDED
3000K/4000K/6500K

Pcs 8
Kg 13,9
mc 0,092

TOMMY-EL 2L SPIKE

| | |
|--------------|-------------|
| 2x3W | 4M2.001.G2K |
| 2x10W | 4M2.001.D2K |

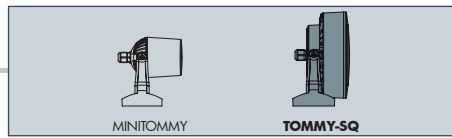
2 CCT SETTABLE GX53 LED LAMPS INCLUDED
3000K/4000K/6500K

Pcs 8
Kg 14,2
mc 0,092

TOMMY-SQ

FLOODLIGHT





TOMMY-SQ

| | |
|------------|-------------|
| 3W | 5M1.000.G1K |
| 10W | 5M1.000.D1K |

CCT SETTABLE GX53 LED LAMP INCLUDED
3000K/4000K/6500K

Pcs 18
Kg 15,3
mc 0,092

TOMMY-SQ SPIKE

| | |
|------------|-------------|
| 3W | 5M1.001.G1K |
| 10W | 5M1.001.D1K |

CCT SETTABLE GX53 LED LAMP INCLUDED
3000K/4000K/6500K

Pcs 18
Kg 16
mc 0,092

TOMMY-SQ 2L

| | |
|--------------|-------------|
| 2x3W | 6M1.000.G2K |
| 2x10W | 6M1.000.D2K |

2 CCT SETTABLE GX53 LED LAMPS INCLUDED
3000K/4000K/6500K

Pcs 8
Kg 13,9
mc 0,092

TOMMY-SQ 2L SPIKE

| | |
|--------------|-------------|
| 2x3W | 6M1.001.G2K |
| 2x10W | 6M1.001.D2K |

2 CCT SETTABLE GX53 LED LAMPS INCLUDED
3000K/4000K/6500K

Pcs 8
Kg 14,2
mc 0,092

GARDEN REVIVAL
GARDEN CLASSIC
BOLLARD
UP&DOWN
DOWNLIGHT
IN-GROUND
BRICKLIGHT
FLOODLIGHT
BULKHEAD
SOLAR
URBAN CLASSIC
URBAN REVIVAL
URBAN MODERN
POST
LAMPS

GIOVA/GERMANA

FLOODLIGHT

Rectangular floodlight with no visible screws made of shockproof resin material, UV-rays stabilized, rust and corrosion-free. Suitable for wall and ground installation. Provided complete with a fully adjustable bracket to direct the light emission. Supplied with TÜV-CB certified, long-life, efficient and **Kelvin settable GX53 LED lamps included** or provided with **E27** lampholder. Motion sensor version available. Insulation class II, Protection rating IP66.



Proiettore rettangolare senza viti a vista, fabbricato in resina antiurto stabilizzata ai raggi UV, inattaccabile da ruggine e corrosione. Idoneo per installazioni a parete e al suolo. Fornito completo di braccio che permette l'orientamento del proiettore in qualsiasi posizione. Provvisto di lampadine a LED GX53 con Kelvin impostabile certificate TÜV-CB di lunga durata ed elevata efficienza o disponibile nella versione E27. Disponibile anche con sensore di movimento. Classe di isolamento II, grado di protezione IP66.



2N1.702.D2K

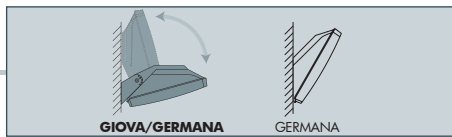
CCT SETTABLE

3000 K 4000 K 6500 K

SDCM < 6

| | | | |
|--|--|--|--|
| | | | |
| | | | |
| | | | |





GIOVA/GERMANA - COMPONENTS

IP66



COVER with no visible screws, made of shockproof resin material, UV-rays stabilized.

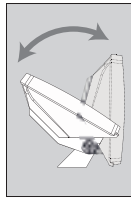
COVER senza viti a vista in resina antiurto stabilizzata ai raggi UV.

DIFFUSER made of UV-rays stabilized polymethylmethacrylate (PMMA) screwed to the floodlight body.

DIFFUSORE realizzato in polimetilmetacrilato (PMMA) stabilizzato ai raggi UV da avvitare al corpo del proiettore.

BODY made of shockproof resin material, UV-rays stabilized, provided with silicone rubber gasket to ensure high protection against external agents.

CORPO realizzato in resina antiurto, stabilizzata ai raggi UV, completa di guarnizione in gomma siliconica per garantire un alto livello di protezione contro gli agenti esterni.



BRACKET made of shockproof resin material, UV-rays stabilized, to allow a fully adjustable position of the floodlight.

BRACCIO realizzato in resina antiurto, stabilizzato ai raggi UV, che permette l'orientamento in qualsiasi posizione del proiettore.

GIOVA/GERMANA



Dimensions and weight

Height: 280 mm
Width: 180 mm
Weight: 1,6 Kg

Moulded Colours:

Black Grey White

Diffuser PMMA:

Opal



2x GX53 LED

FULLY PRE-WIRED



Floodlight supplied **fully pre-wired** complete with 2x TÜV-CB certified, long-life, efficient and **Kelvin settable GX53 LED lamps included**. Different wattages available. Quick and easy lamp replacement for a very simple maintenance after installation.

100 - 240 V

| LAMP | POWER | LUMINOUS FLUX (Φ TOTAL) UP TO | COLOUR TEMP. | *ADD. SUFFIX |
|---|----------------------|-------------------------------|--------------|--------------|
|  | 2x 3W 6W | 820 lm | 6500 K | .G2K |
| | | | 4000 K | |
| | | | 3000 K | |
|  | 2x 10W 20W | 2580 lm | 6500 K | .D2K |
| | | | 4000 K | |
| | | | 3000 K | |

2x 10W = 50W
2.580 Lm SON-HQI



SAVE 60%


E27

FULLY PRE-WIRED



Floodlight supplied **fully pre-wired** with white resin reflective ceiling designed to grant lampholder protection and isolation. Safe fixation of the electrical devices on the plate rear side.

Daylight and motion sensor available as an option. Sensor operating voltage: 220-240V (120V available on demand).

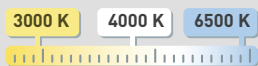
| | | |
|--|------------|------|
| E27 (CFL-LED) | max 160 mm | .P27 |
| E27 + Sensor (CFL-LED)  | max 160 mm | .PS7 |

LED LAMPS



Comply with: EU2019/2015
EU2019/2020
Technical details on page 636.

CCT SETTABLE LED LAMP



CCT switch settable in three different positions, to select the desired Kelvin temperature (3000K/4000K/6500K) and get a customized ambiance.

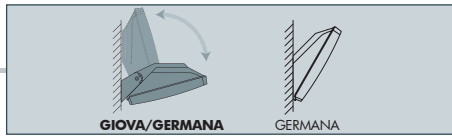
* ADD THESE SUFFIXES TO THE REFERENCES MENTIONED IN THE CATALOGUE

GARDEN REVIVAL
GARDEN CLASSIC
BOLLARD
UP&DOWN
DOWNLIGHT
IN-GROUND
BRICKLIGHT
FLOODLIGHT
BULKHEAD
SOLAR
URBAN CLASSIC
URBAN REVIVAL
URBAN MODERN
POST
LAMPS

GIOVA/GERMANA

FLOODLIGHT



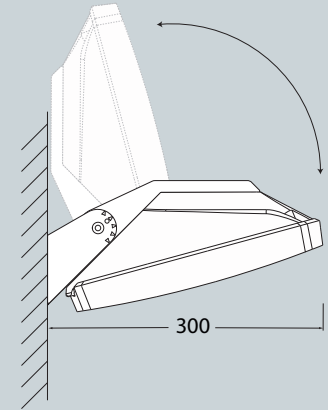
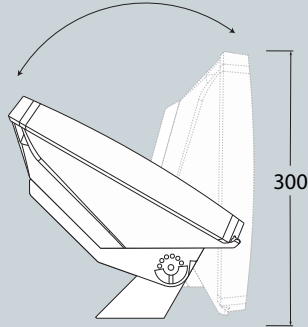
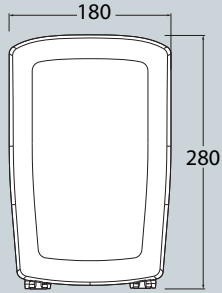


GIOVA/GERMANA GX53

6W 2N1.702.G2K

20W 2N1.702.D2K

2 CCT SETTABLE GX53 LED LAMPS INCLUDED
3000K/4000K/6500K

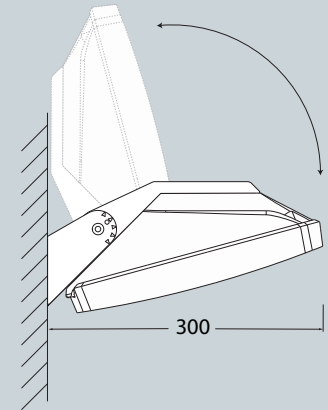
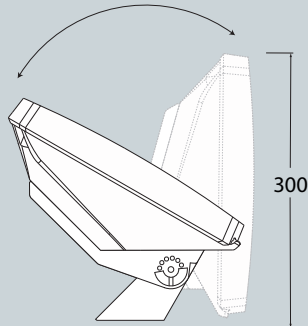
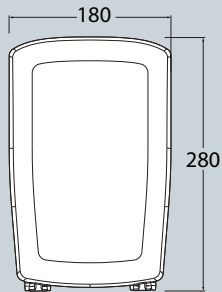


Pcs 18
Kg 29,8
mc 0,198

GIOVA/GERMANA E27

E27 lampholder 2N1.702.P27

E27 with sensor 2N1.702.PS7



Pcs 18
Kg 21,7
mc 0,198

GERMANA

FLOODLIGHT

Rectangular floodlight with no visible screws made of shockproof resin material, UV-rays stabilized, rust and corrosion-free. Suitable for wall and post installation. Supplied with TÜV-CB certified, long-life, efficient and **Kelvin settable GX53 LED lamps included** or provided with **E27 lampholder**. Motion sensor version available. Insulation class II, Protection rating IP66.



Proiettore rettangolare senza viti a vista, fabbricato in resina antiurto stabilizzata ai raggi UV, inattaccabile da ruggine e corrosione. Idoneo per installazioni a parete e a palo. Provvisto di lampadine a LED GX53 con kelvin impostabile certificate TÜV-CB di lunga durata ed elevata efficienza o fornito nella versione E27. Disponibile anche con sensore di movimento. Classe di isolamento II, grado di protezione IP66.



2N1.000.D2K

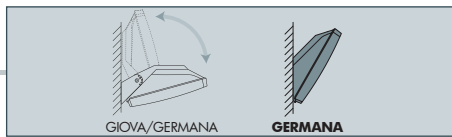
CCT SETTABLE

3000 K 4000 K 6500 K

SDCM <6

| | | | | | | |
|------------|------------|-------------|--|------|------|--|
| | | | | | | |
| | | | | | | |
| RECYCLABLE | ANTI-SHOCK | TEMPERATURE | | WALL | POST | |





GERMANA - COMPONENTS

IP66



COVER with no visible screws, made of shockproof resin material, UV-rays stabilized.

COVER senza viti a vista in resina antiurto stabilizzata ai raggi UV.

DIFFUSER made of UV-rays stabilized polymethylmethacrylate (PMMA) screwed to the floodlight body.

DIFFUSORE realizzato in polimetilmetacrilato (PMMA) stabilizzato ai raggi UV da avvitare al corpo del proiettore.

BODY made of shockproof resin material, UV-rays stabilized, provided with silicone rubber gasket to ensure high protection against external agents.

CORPO realizzato in resina antiurto, stabilizzata ai raggi UV, completa di guarnizione in gomma siliconica per garantire un alto livello di protezione contro gli agenti esterni.

GERMANA



Dimensions and weight

Height: 280 mm
Width: 180 mm
Weight: 1,4 Kg

Moulded Colours:

Black Grey White

Diffuser PMMA:

Opal

2x GX53 LED



Floodlight supplied **fully pre-wired** complete with 2x TÜV-CB certified, long-life, efficient and **Kelvin settable GX53 LED lamps included**. Different wattages available. Quick and easy lamp replacement for a very simple maintenance after installation.

100 - 240 V

| LAMP | POWER | LUMINOUS FLUX (Φ TOTAL) UP TO | COLOUR TEMP. | *ADD. SUFFIX |
|------|----------------------|-------------------------------|--------------|--------------|
| | 2x 3W 6W | 820 lm | 6500 K | .G2K |
| | | | 4000 K | |
| | | | 3000 K | |
| | 2x 10W 20W | 2580 lm | 6500 K | .D2K |
| | | | 4000 K | |
| | | | 3000 K | |

2x 10W = 50W
2.580 Lm SON-HQI

SAVE 60%

E27




Floodlight supplied **fully pre-wired** with white resin reflective ceiling designed to grant lampholder protection and isolation. Safe fixation of the electrical devices on the plate rear side.

Daylight and motion sensor available as an option. Sensor operating voltage: 220-240V (120V available on demand).

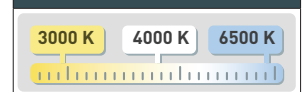
| | | |
|----------------------------------|------------|------|
| E27 (CFL-LED) | max 160 mm | .P27 |
| E27 + Sensor (CFL-LED) | max 160 mm | .PS7 |

LED LAMPS



Comply with: EU2019/2015
EU2019/2020
Technical details on page 636.

CCT SETTABLE LED LAMP



CCT switch settable in three different positions, to select the desired Kelvin temperature (3000K/4000K/6500K) and get a customized ambiance.

* ADD THESE SUFFIXES TO THE REFERENCES MENTIONED IN THE CATALOGUE

LAMPS
POST
URBAN MODERN
URBAN REVIVAL
URBAN CLASSIC
SOLAR
BULKHEAD
FLOODLIGHT
BRICKLIGHT
IN-GROUND
DOWNLIGHT
UP&DOWN
BOLLARD
GARDEN CLASSIC
GARDEN REVIVAL

GERMANA

FLOODLIGHT



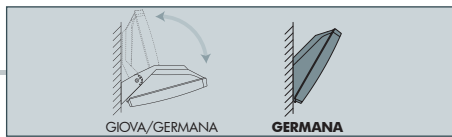
2N1.000.D2K



2N1.000.P27

2N1.000.D2K

MADE IN ITALY

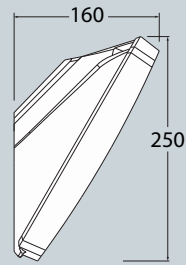
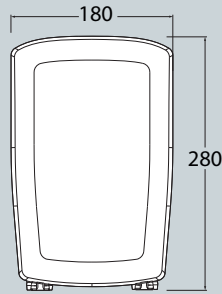


GERMANA GX53

6W 2N1.000.G2K

20W 2N1.000.D2K

2 CCT SETTABLE GX53 LED LAMPS INCLUDED
3000K/4000K/6500K

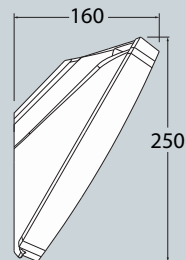
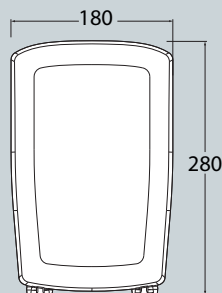


Pcs 18
Kg 26,2
mc 0,198

GERMANA E27

E27 lampholder 2N1.000.P27

E27 with sensor 2N1.000.PS7



Pcs 18
Kg 18,1
mc 0,198

BOLLARD VERSION



Detailed information on page 164.

GARDEN REVIVAL
GARDEN CLASSIC
BOLLARD
UP&DOWN
DOWNLIGHT
IN-GROUND
BRICKLIGHT
FLOODLIGHT
BULKHEAD
SOLAR
URBAN CLASSIC
URBAN REVIVAL
URBAN MODERN
POST
LAMPS

GIOVA/GIUSEPPE

FLOODLIGHT



Square floodlight with no visible screws made of shockproof resin material, UV-rays stabilized, rust and corrosion-free. Suitable for wall, ground and post installation. Provided complete with a fully adjustable bracket to direct the light emission. Supplied with TÜV-CB certified, long-life, efficient and **Kelvin settable GX53 LED lamps included** or provided with **2x E27 lampholders**. Motion sensor version available. Insulation class II, Protection rating IP66.



GIOVA/GIUSEPPE
4P1.702
4P2.702

*Proiettore quadro senza viti a vista, fabbricato in resina antiurto stabilizzata ai raggi UV, inattaccabile da ruggine e corrosione. Idoneo per installazioni a parete, a suolo e a palo. Provvisto completo di braccio che permette l'orientamento del proiettore in qualsiasi posizione. Fornito con **include lampadine a LED GX53 con Kelvin impostabile** certificate TÜV-CB di lunga durata ed elevata efficienza o disponibile nella versione **2x E27**, anche con sensore di movimento. Classe di isolamento II, grado di protezione IP66.*

4P1.702.B1K



CCT SETTABLE

SDCM <6

2700 K
3000 K

4000 K

6500 K

| | | | | | | |
|------------|------------|-------------|--|------|--------|------|
| | | | | | | |
| | | | | | | |
| RECYCLABLE | ANTI-SHOCK | TEMPERATURE | | WALL | GROUND | POST |

MADE IN ITALY



GIOVA/GIUSEPPE - COMPONENTS



COVER with no visible screws, made of shockproof resin material, UV-rays stabilized.

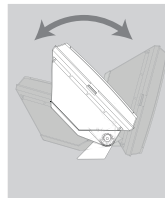
COVER senza viti a vista in resina antiurto stabilizzata ai raggi UV.

DIFFUSER made of UV-rays stabilized polymethyl-methacrylate (PMMA) screwed to the floodlight body.

DIFFUSORE realizzato in polimetilmetacrilato (PMMA) stabilizzato ai raggi UV da avvitare al corpo del proiettore.

BODY made of shockproof resin material, UV-rays stabilized, provided with silicone rubber gasket to ensure high protection against external agents.

CORPO realizzato in resina antiurto, stabilizzata ai raggi UV, completa di guarnizione in gomma siliconica per garantire un alto livello di protezione contro gli agenti esterni.



BRACKET made of shockproof resin material, UV-rays stabilized, to allow a fully adjustable position of the floodlight.

BRACCIO realizzato in resina antiurto, stabilizzato ai raggi UV, che permette l'orientamento in qualsiasi posizione del proiettore.

GIUSEPPE



Dimensions and weight

Height: 150 mm
Width: 300 mm
Weight: 2,8 Kg

Moulded Colours:

Black Grey White

Diffuser PMMA:

Opal

LED LAMPS



Comply with: EU2019/2015
EU2019/2020
Technical details on page 636.


4x GX53 LED



4P2.702

Floodlight supplied with **white resin reflective ceiling fully pre-wired** and complete with 4 x TÜV-CB certified, long-life, efficient and Kelvin settable GX53 LED lamps included. Different wattages available. Quick and easy lamp replacement for a very simple maintenance after installation.

100 - 240 V

| LAMP | POWER | LUMINOUS FLUX (Φ TOTAL) UP TO | COLOUR TEMP. | *ADD. SUFFIX |
|--|----------------------|-------------------------------|--------------|--------------|
|  | 4x 10W 40W | 5160 lm | 6500 K | .D4K |
| | | | 4000 K | |
| | | | 3000 K | |

 **4x 10W = 100W**
5160 Lm SON-HQI

SAVE 60%





GX53 LED



4P1.702

Floodlight supplied **fully pre-wired** and complete with TÜV approved, long-life, efficient and Kelvin settable GX53 LED lamp in different wattages.

100 - 240 V

| LAMP | POWER | LUMINOUS FLUX (Φ TOTAL) UP TO | COLOUR TEMP. | *ADD. SUFFIX |
|---|------------------------|-------------------------------|--------------|--------------|
|  | 11,3 W | 1510 lm | 6500 K | .B1K |
| | | | 4000 K | |
| | | | 2700 K | |
|  | 17 W | 2350 lm | 6500 K | .E1K |
| | | | 4000 K | |
| | | | 2700 K | |
|  | 11,3 W + SENSOR | 1510 lm | 6500 K | .BSK |
| | | | 4000 K | |
| | | | 2700 K | |
|  | 17 W + SENSOR | 2350 lm | 6500 K | .ESK |
| | | | 4000 K | |
| | | | 2700 K | |

 **11,3W 17W = 100W**
incandescent

SAVE 88%

CCT SETTABLE

2700 K 3000 K 4000 K 6500 K



SDCM <6

2x E27



4P2.702

Floodlight supplied **fully pre-wired** with white resin reflective ceiling and complete with **2x E27 lampholders**. Daylight and motion sensor available as option. Sensor operating voltage: 220-240V. (120V version available on demand).

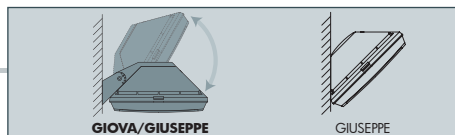
| LAMP | POWER | LUMINOUS FLUX (Φ TOTAL) UP TO | COLOUR TEMP. | *ADD. SUFFIX |
|---|-------------------------|-------------------------------|--------------|--------------|
|  | 2x E27 (CFL-LED) | max 160 mm | 6500 K | .E28 |
| | | | 4000 K | |
|  | 2x E27 + SENSOR | max 160 mm | 6500 K | .ES8 |
| | | | 4000 K | |

* ADD THESE SUFFIXES TO THE REFERENCES MENTIONED IN THE CATALOGUE

GIOVA/GIUSEPPE

FLOODLIGHT

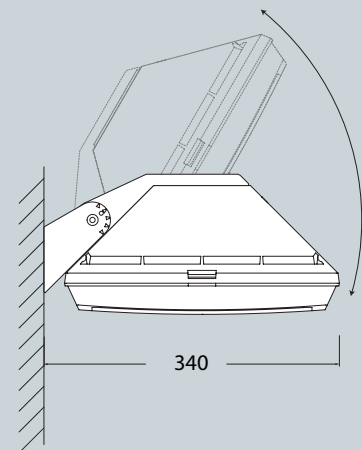
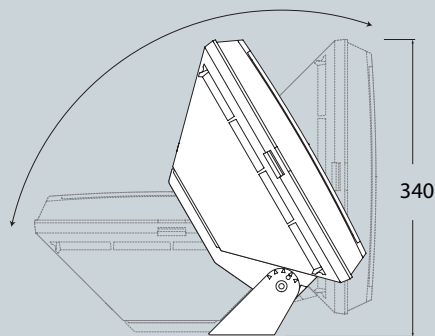
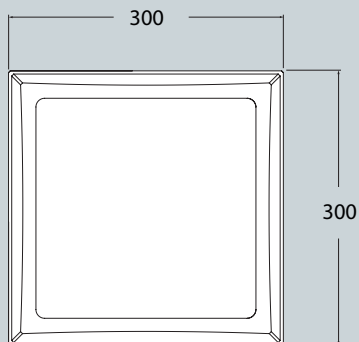




GIOVA/GIUSEPPE GX53

| | |
|--------------|-------------|
| 11,3W | 4P1.702.B1K |
| 17W | 4P1.702.E1K |
| 40W | 4P2.702.D4K |

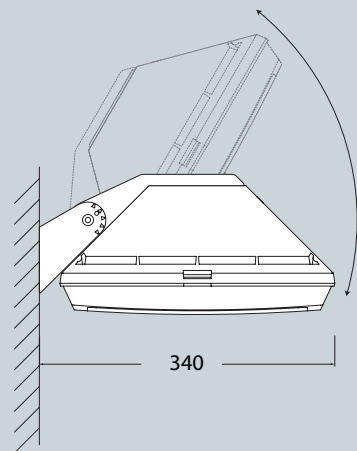
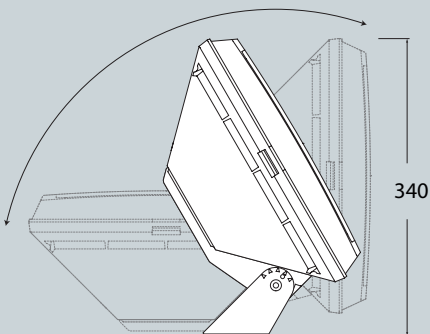
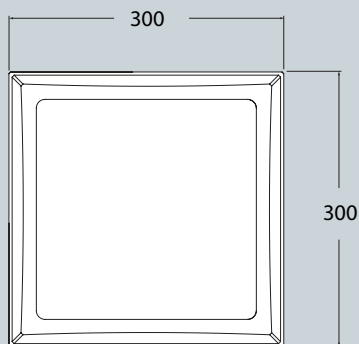
CCT SETTABLE GX53 LED LAMPS INCLUDED



Pcs 10
Kg 31
mc 0,195

GIOVA/GIUSEPPE 2xE27

| | |
|--------------------------|-------------|
| 2xE27 lampholder | 4P2.702.E28 |
| 2xE27 with sensor | 4P2.702.ES8 |



Pcs 10
Kg 21
mc 0,195

POST SYSTEM VERSION



Detailed information on page 508.

GARDEN REVIVAL
GARDEN CLASSIC
BOLLARD
UP&DOWN
DOWNLIGHT
IN-GROUND
BRICKLIGHT
FLOODLIGHT
BULKHEAD
SOLAR
URBAN CLASSIC
URBAN REVIVAL
URBAN MODERN
POST
LAMPS

GIUSEPPE

FLOODLIGHT



Square floodlight with no visible screws made of shockproof resin material, UV rays stabilized, rust and corrosion-free. Suitable for wall, ceiling and post installation. Supplied with TÜV-CB certified, long-life, efficient and Kelvin settable GX53 LED lamps included or provided with 2x E27 lampholders. Motion sensor version available. Insulation class II, Protection rating IP66.



Proiettore quadro senza viti a vista, fabbricato in resina antiurto stabilizzata ai raggi UV, inattaccabile da ruggine e corrosione. Idoneo per installazioni a parete, a soffitto e a palo. Fornito con include lampadine a LED GX53 con Kelvin impostabile certificate TÜV-CB di lunga durata ed elevata efficienza o disponibile nella versione 2x E27, anche con sensore di movimento. Classe di isolamento II, grado di protezione IP66.



4P2.000.D4K

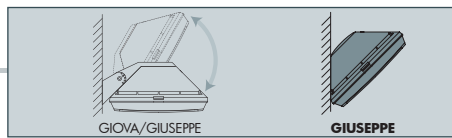
CCT SETTABLE

2700 K 3000 K 4000 K 6500 K

SDCM <6

| | | | | | | |
|--|--|--|--|--|--|--|
| | | | | | | |
| | | | | | | |





GIUSEPPE - COMPONENTS

IP66



COVER with no visible screws, made of shockproof resin material, UV-rays stabilized.

COVER senza viti a vista in resina antiurto stabilizzata ai raggi UV.

DIFFUSER made of UV-rays stabilized polymethylmethacrylate (PMMA) screwed to the floodlight body.

DIFFUSORE realizzato in polimetilmetacrilato (PMMA) stabilizzato ai raggi UV da avvitare al corpo del proiettore.

BODY made of shockproof resin material, UV-rays stabilized, provided with silicone rubber gasket to ensure high protection against external agents.

CORPO realizzato in resina antiurto, stabilizzata ai raggi UV, completa di guarnizione in gomma siliconica per garantire un alto livello di protezione contro gli agenti esterni.

GIUSEPPE



Dimensions and weight

Height: 150 mm
Width: 300 mm
Weight: 2,8 Kg

Moulded Colours:

Black Grey White

Diffuser PMMA:

Opal

LED LAMPS



LVD EMC ERP

Comply with: EU2019/2015
EU2019/2020
Technical details on page 636.

4x GX53 LED

FULLY PRE-WIRED



4P2.000

Floodlight supplied with **white resin reflective ceiling fully pre-wired** and complete with 4 x TÜV-CB certified long-life efficient and **Kelvin settable GX53 LED lamps included**. Quick and easy lamp replacement for a very simple maintenance after installation.

100 - 240 V

| LAMP | POWER | LUMINOUS FLUX (Φ TOTAL) UP TO | COLOUR TEMP. | *ADD. SUFFIX |
|------|----------------------|-------------------------------|--------------|--------------|
| | 4x 10W 40W | 5160 lm | 6500 K | .D4K |
| | | | 4000 K | |
| | | | 3000 K | |

4x 10W = 100W
5160 Lm = SON-HQI

SAVE 60%

GX53 LED

FULLY PRE-WIRED



4P1.000

Floodlight supplied **fully pre-wired** and complete with TÜV approved, long-life, efficient and **Kelvin settable GX53 LED lamp** in different wattages.

100 - 240 V

| LAMP | POWER | LUMINOUS FLUX (Φ TOTAL) UP TO | COLOUR TEMP. | *ADD. SUFFIX |
|------|------------------------|-------------------------------|--------------|--------------|
| | 11,3 W | 1510 lm | 6500 K | .B1K |
| | | | 4000 K | |
| | | | 2700 K | |
| | 17 W | 2350 lm | 6500 K | .E1K |
| | | | 4000 K | |
| | | | 2700 K | |
| | 11,3 W + SENSOR | 1510 lm | 6500 K | .BSK |
| | | | 4000 K | |
| | | | 2700 K | |
| | 17 W + SENSOR | 2350 lm | 6500 K | .ESK |
| | | | 4000 K | |
| | | | 2700 K | |

11,3W = 100W
17W = 150W incandescent

SAVE 88%

CCT SETTABLE

2700 K 4000 K 6500 K

SDCM <6

2x E27

FULLY PRE-WIRED



4P2.000

Floodlight supplied **fully pre-wired** with white resin reflective ceiling and complete with **2x E27 lampholders**.

Daylight and motion sensor available as option. Sensor operating voltage: 220-240V. (120V version available on demand).

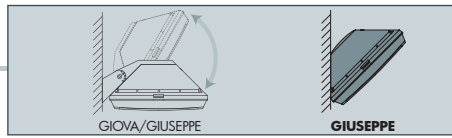
| LAMP | POWER | LUMINOUS FLUX (Φ TOTAL) UP TO | COLOUR TEMP. | *ADD. SUFFIX |
|-------------------------|-------|-------------------------------|--------------|--------------|
| 2x E27 (CFL-LED) | | | | .E28 |
| | | | | |
| 2x E27 + SENSOR | | | | .ES8 |
| | | | | |

* ADD THESE SUFFIXES TO THE REFERENCES MENTIONED IN THE CATALOGUE

GIUSEPPE FLOODLIGHT



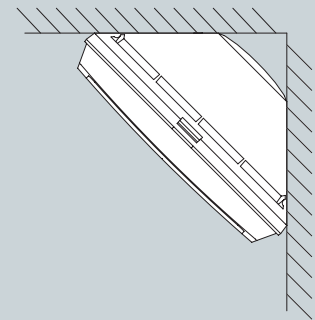
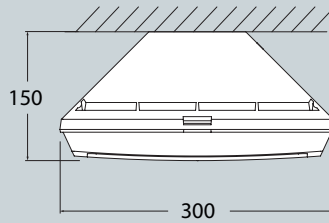
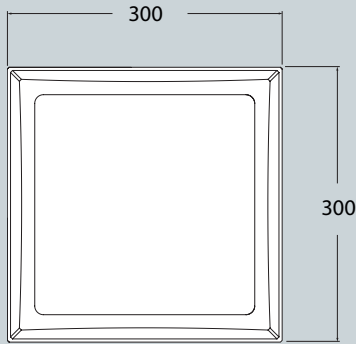
MADE IN ITALY



GIUSEPPE GX53

| | |
|--------------|-------------|
| 11,3W | 4P1.000.B1K |
| 17W | 4P1.000.E1K |
| 40W | 4P2.000.D4K |

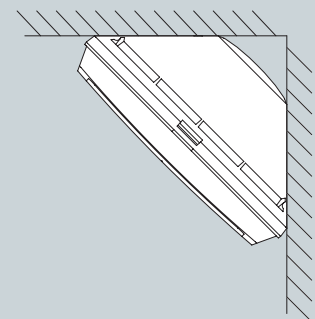
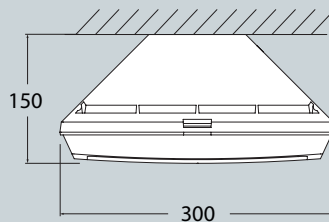
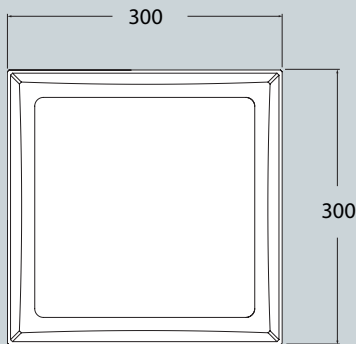
CCT SETTABLE GX53 LED LAMPS INCLUDED



Pcs 10
Kg 29
mc 0,195

GIUSEPPE 2xE27

| | |
|--------------------------|-------------|
| 2xE27 lampholder | 4P2.000.E28 |
| 2xE27 with sensor | 4P2.000.ES8 |



Pcs 10
Kg 19
mc 0,195

BOLLARD VERSION



Detailed information on page 166.



LAMPS POST URBAN MODERN URBAN REVIVAL URBAN CLASSIC SOLAR BULKHEAD FLOODLIGHT BRICKLIGHT IN-GROUND DOWNLIGHT UP&DOWN BOLLARD GARDEN CLASSIC GARDEN REVIVAL

BULKHEAD

GARDEN REVIVAL
GARDEN CLASSIC
BOLLARD
UP&DOWN
DOWNLIGHT
IN-GROUND
BRICKLIGHT
FLOODLIGHT
BULKHEAD
SOLAR
URBAN CLASSIC
URBAN REVIVAL
URBAN MODERN
POST
LAMPS

FRANCY-OP

RECTANGULAR



Bulkhead lamp with no visible screws and front light emission. Made of shockproof resin material, UV-rays stabilized, rust and corrosion-free. Suitable for wall and ceiling installation. Complete with TÜV-CB certified, long-life, efficient and **Kelvin settable GX53 LED lamps included** or provided with **E27** lampholder. Version with motion sensor available. Insulation class II, Protection rating IP66.



FRANCY-OP
2A1.000


S 2A2.000
SMART PACK

Plafoniera senza viti a vista con emissione della luce frontale. Realizzata in resina antiurto stabilizzata ai raggi UV, inattaccabile da ruggine e corrosione. Idonea per il montaggio a parete e a soffitto. Completa di lampadine a LED GX53 con Kelvin impostabile certificate TÜV-CB di lunga durata ed elevata efficienza o fornita nella versione E27. Disponibile anche con sensore di movimento. Classe di isolamento II, grado di protezione IP66.



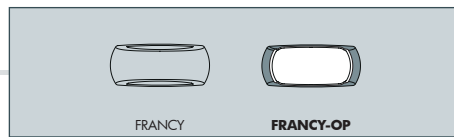
2A1.000

CCT SETTABLE



| | | | | | |
|--|--|--|--|--|--|
| | | | | | |
| | | | | | |

MADE IN ITALY



FRANCY-OP - COMPONENTS

IP 66



COVER with no visible screws made of shockproof resin material UV-rays stabilized. Designed for getting front light emission.

COVER senza viti a vista realizzata in resina antiurto, stabilizzata ai raggi UV. Disegnata per ottenere un'emissione frontale della luce.



DIFFUSER made of UV-rays stabilized polymethylmethacrylate (PMMA) screwed to the bulkhead base.

DIFFUSORE realizzato in polimetilmetacrilato (PMMA) stabilizzato ai raggi UV da avvitare alla base della plafoniera.



BASE made of shockproof resin material, UV-rays stabilized, suitable for the electrical devices fixation. Provided with E27 or with 2x GX53 lampholders and complete with silicone rubber gasket to ensure high protection against external agents.

BASE realizzata in resina antiurto, stabilizzata ai raggi UV, adatta ad alloggiare gli accessori elettrici. Fornita completa di portalampada E27 o di 2 portalampada GX53. Completa di guarnizione in gomma siliconica per garantire un alto livello di protezione contro gli agenti esterni.

FRANCY-OP



Dimensions and weight

Width: 130 mm
Height: 300 mm
Depth: 85 mm
Weight: 0,6 Kg

Moulded Colours:

Black Grey White

Diffuser PMMA:

Opal

LED LAMPS



Comply with: EU2019/2015
EU2019/2020
Technical details on page 636.

GX53 LED



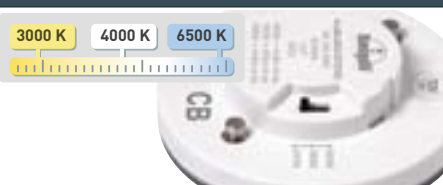
Bulkhead supplied **fully pre-wired** complete with 2 x TÜV-CB certified long-life, efficient and Kelvin settable **GX53 LED lamps included**. Quick and easy lamp replacement for a very simple maintenance after installation.

100 - 240 V


| LAMP | POWER | LUMINOUS FLUX (Φ TOTAL) UP TO | COLOUR TEMP. | *ADD. SUFFIX |
|------|---------------------|-------------------------------|----------------------------|--------------|
| (*) | 2x 3W 6 W | 820 lm | 6500 K 4000 K 3000 K | .G2K |

2x 3W = 6W
820 Lm = incandescent
SAVE 93%

CCT SETTABLE LED LAMP (*)



E27




Bulkhead supplied **fully pre-wired** with E27 lampholder. Provided as an option with TÜV-CB certified, long-life and efficient **LED lamps** suitable for outdoor use.

| E27 (CFL-LED) | max 160 mm | *ADD. SUFFIX |
|---------------|------------|--------------|
| | ↔ | .E27 |

| LAMP | POWER | LUMINOUS FLUX UP TO | COLOUR TEMP. | *ADD. SUFFIX |
|------|--------------|---------------------|----------------------------|--------------|
| (*) | 6,5 W | 800 lm | 2700 K | .F1R |
| (*) | 8,5 W | 920 lm | 6500 K 4000 K 3000 K | .V1K |

E27 with sensor



Bulkhead supplied **fully pre-wired** with E27 lampholder and E27 LED lamps as an option. Complete with microwave daylight and motion **sensor**. Sensor operating voltage: 220-240V. (120V version available on demand).

| E27 (CFL-LED) | max 160 mm | *ADD. SUFFIX |
|---------------|------------|--------------|
| | ↔ | .ES7 |

| LAMP | POWER | LUMINOUS FLUX UP TO | COLOUR TEMP. | *ADD. SUFFIX |
|------|--------------|---------------------|----------------------------|--------------|
| (*) | 6,5 W | 800 lm | 2700 K | .S1R |
| (*) | 8,5 W | 920 lm | 6500 K 4000 K 3000 K | .VSK |

6,5W filament = 60W incandescent
8,5W CCT = 60W incandescent
SAVE up to 89%

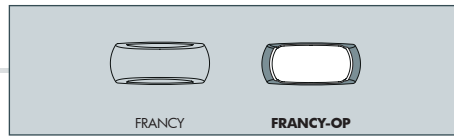
* ADD THESE SUFFIXES TO THE REFERENCES MENTIONED IN THE CATALOGUE

FRANCY-OP

RECTANGULAR



MADE IN ITALY



| FRANCY-OP GX53 | |
|---|-------------|
| 2x3W | 2A1.000.G2K |
| 2 CCT SETTABLE GX53 LED LAMPS INCLUDED 3000K/4000K/6500K | |
| | |
| Pcs 24 | |
| Kg 17,2 | |
| mc 0,12 | |

| FRANCY-OP E27 | |
|------------------------|-------------|
| 6,5W filament | 2A1.000.F1R |
| 8,5W CCT set | 2A1.000.V1K |
| | |
| Pcs 24 | |
| Kg 15,7 | |
| mc 0,12 | |
| E27 lampholder | 2A1.000.E27 |
| E27 with sensor | 2A1.000.ES7 |


GARDEN REVIVAL
GARDEN CLASSIC
BOLLARD
UP&DOWN
DOWNLIGHT
IN-GROUND
BRICKLIGHT
FLOODLIGHT
BULKHEAD
SOLAR
URBAN CLASSIC
URBAN REVIVAL
URBAN MODERN
POST
LAMPS

BERTINA

SMALL ROUND



LED bulkhead lamp with round shape and **no visible screws**. Made of shockproof resin material, UV-rays stabilized, rust and corrosion-free. Suitable for wall and ceiling installation. Supplied with TÜV-CB certified, long-life, efficient and **Kelvin settable GX53 LED lamps included**. Insulation class II, Protection rating IP66.



*Plafoniera circolare a LED senza viti a vista. Realizzata in resina antiurto stabilizzata ai raggi UV, inattaccabile da ruggine e corrosione. Idonea per il montaggio a parete e a soffitto. Fornita con **incluse lampadine a LED GX53 con Kelvin impostabile** certificate TÜV-CB, di lunga durata ed elevata efficienza, disponibili in diverse potenze. Classe di isolamento II, grado di protezione IP66.*



1B1.000.D1K

CCT SETTABLE

3000 K 4000 K 6500 K

SDCM <6

| | | | | | | |
|------------|------------|-------------|--|------|---------|--|
| | | | | | | |
| | | | | | | |
| RECYCLABLE | ANTI-SHOCK | TEMPERATURE | | WALL | CEILING | |





BERTINA - COMPONENTS

IP 66



COVER with no visible screws made of shockproof resin material, UV-rays stabilized.

COVER senza viti a vista realizzata in resina antiurto stabilizzata ai raggi UV.



Opal **DIFFUSER** made of UV-rays stabilized polymethylmethacrylate (PMMA) screwed to the bulkhead base.

DIFFUSORE opale realizzato in polimetilmetacrilato (PMMA) stabilizzato ai raggi UV da avvitare alla base della plafoniera.



BASE made of shockproof resin material, UV-rays stabilized, suitable for the electrical devices fixation. Provided with GX53 lampholder and with silicone rubber gasket to ensure high protection against external agents.

BASE realizzata in resina antiurto, stabilizzata ai raggi UV, adatta ad alloggiare gli accessori elettrici. Fornita completa di portalampe GX53 e di guarnizione in gomma silconica per garantire un alto livello di protezione contro gli agenti esterni.

BERTINA

— ø 200 —



Dimensions and weight

Diameter: ø 200 mm
Depth: 70 mm
Weight: 0,6 Kg

Moulded colours:

Black White Grey

Diffuser PMMA:

Opal

LED LAMPS



Comply with: EU2019/2015
EU2019/2020
Technical details on page 636.

GX53 LED

100 - 240 V



FULLY PRE-WIRED

| LAMP | POWER | LUMINOUS FLUX (Φ TOTAL) UP TO | COLOUR TEMP. | *ADD. SUFFIX |
|------|-------|-------------------------------|--------------|--------------|
| | 3 W | 410 lm | 6500 K | .G1K |
| | | | 4000 K | |
| | | | 3000 K | |
| | 10 W | 1290 lm | 6500 K | .D1K |
| | | | 4000 K | |
| | | | 3000 K | |

Bulkhead supplied **fully pre-wired** complete with TÜV-CB certified, long-life, efficient and **Kelvin settable GX53 LED lamp included**. Different wattages available. Quick and easy lamp replacement for a very simple maintenance after installation.

- **COST SAVING:** long-life and efficient LED light sources.
- **BUILT-IN DRIVER:** quick and easy lamp replacement.
- **GREAT FLEXIBILITY:** GX53 standard lamp holder.
- **FUTURE-PROOFED LUMINARIES:** performances easy to upgrade to latest technology developments.
- **SUITABLE FOR OUTDOOR USE:** driver fully protected against heat and humidity by silicone paste.

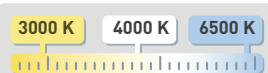
3W = **40W** incandescent
410 Lm

SAVE 93%

10W = **100W** incandescent
1290 Lm

SAVE 90%

CCT SETTABLE LED LAMP



CCT switch settable in three different positions, to select the desired Kelvin temperature (3000K/4000K/6500K) and get a customized ambience.

* ADD THESE SUFFIXES TO THE REFERENCES MENTIONED IN THE CATALOGUE

LAMPS POST URBAN MODERN URBAN REVIVAL URBAN CLASSIC SOLAR BULKHEAD FLOODLIGHT BRICKLIGHT IN-GROUND DOWNLIGHT UP&DOWN BOLLARD GARDEN CLASSIC GARDEN REVIVAL

BERTINA

SMALL ROUND

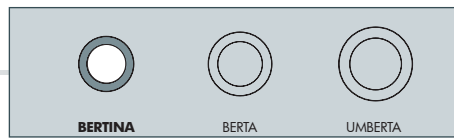


1B1.000.D1K



1B1.000.D1K





| BERTINA | |
|------------|-------------|
| 3W | 1B1.000.G1K |
| 10W | 1B1.000.D1K |

CCT SETTABLE GX53 LED LAMP INCLUDED
3000K/4000K/6500K

Pcs 45
Kg 30
mc 0,194

GARDEN REVIVAL
GARDEN CLASSIC
BOLLARD
UP&DOWN
DOWNLIGHT
IN-GROUND
BRICKLIGHT
FLOODLIGHT
BULKHEAD
SOLAR
URBAN CLASSIC
URBAN REVIVAL
URBAN MODERN
POST
LAMPS

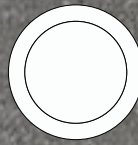
BERTA

MEDIUM ROUND



Round bulkhead lamp with **no visible screws**, made of shockproof resin material, UV-rays stabilized, rust and corrosion-free. Suitable for wall and ceiling installation. **Kelvin settable GX53 LED** or **E27** version available. Insulation class II, Protection rating IP66.

*Plafoniera circolare senza viti a vista, realizzata in resina antiurto stabilizzata ai raggi UV, inattaccabile da ruggine e corrosione. Idonea per il montaggio a parete e a soffitto. Disponibile nella versione **GX53 LED con Kelvin impostabile** o **E27**. Classe di isolamento II, grado di protezione IP66.*



BERTA
1B2.000

S 2B2.000
SMART PACK



1B2.000

CCT SETTABLE

2700 K
 4000 K
 6500 K

SDCM <6

UV-TREATED DOUBLE INSULATION

PUBLIC
 RESIDENTIAL
 INDOOR OUTDOOR

RECYCLABLE
 ANTI-SHOCK
 TEMPERATURE

+90°
-60°

WALL
 CEILING



BERTA - COMPONENTS

IP 66



COVER with no visible screws made of shockproof resin material, UV-rays stabilized.

COVER senza viti a vista realizzata in resina antiurto stabilizzata ai raggi UV.

Opal **DIFFUSER** made of UV-rays stabilized polymethylmethacrylate (PMMA) screwed to the bulkhead base.

DIFFUSORE opale realizzato in polimetilmetacrilato (PMMA) stabilizzato ai raggi UV da avvitare alla base della plafoniera.

BASE made of shockproof resin material, UV-rays stabilized. Provided with GX53 lampholder or with white resin reflective plate and E27 lampholder. Complete with silicone rubber gasket to ensure high protection against external agents.

BASE realizzata in resina antiurto, stabilizzata ai raggi UV. Fornita completa di portalamпада GX53 o di piatto riflettente in resina bianca e portalamпада E27. Completa di guarnizione in gomma siliconica per garantire un alto livello di protezione contro gli agenti esterni.

BERTA



Dimensions and weight

Diameter: Ø 275 mm
Depth: 80 mm
Weight: 1 Kg

Moulded colours:

Black White Grey

Diffuser PMMA:

Opal

LED LAMPS



Comply with: EU2019/2015
EU2019/2020
Technical details on page 636.

CCT SETTABLE LED LAMP



CCT switch settable in three different positions, to select the desired Kelvin temperature (2700K/4000K/6500K) and get a customized ambiance.

GX53 LED



FULLY PRE-WIRED



Bulkhead supplied **fully pre-wired** and complete with TÜV-CB certified, long-life, efficient and **Kelvin settable GX53 LED lamp included**. Different wattage available.

- **COST SAVING:** long-life and efficient LED light sources.
- **BUILT-IN DRIVER:** Quick and easy lamp replacement for a very simple maintenance after installation.

100 - 240 V

| LAMP | POWER | LUMINOUS FLUX (Φ TOTAL) UP TO | COLOUR TEMP. | *ADD. SUFFIX |
|--|---------------|-------------------------------|--------------|--------------|
|  | 11,3 W | 1510 lm | 6500 K | .B1K |
| | | | 4000 K | |
|  | 17 W | 2350 lm | 2700 K | .E1K |
| | | | 6500 K | |
| | | | 4000 K | |
| | | | 2700 K | |



**11,3W
17W**

**= 100W
150W**

incandescent




E27

FULLY PRE-WIRED



Bulkhead supplied **fully pre-wired** with **E27 lampholder**. White resin reflective plate designed to grant lampholder protection and isolation. Safe fixation of the electrical devices on the plate rear side.

Daylight and motion sensor available as an option. Sensor operating voltage: 220-240V (120V available on demand).

| | | |
|----------------------------------|--|----------------------|
| E27 (CFL-LED) | max 160 mm ↔ | *ADD. SUFFIX .P27 |
| E27 + SENSOR (CFL-LED) |  | .PS7 |

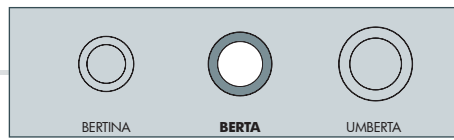
SAVE 88%

LAMPS POST URBAN MODERN URBAN REVIVAL URBAN CLASSIC SOLAR BULKHEAD FLOODLIGHT BRICKLIGHT IN-GROUND DOWNLIGHT UP&DOWN BOLLARD GARDEN CLASSIC GARDEN REVIVAL

BERTA

MEDIUM ROUND





| BERTA GX53 | |
|--|-------------|
| 11,3W | 1B2.000.B1K |
| 17W | 1B2.000.E1K |
| CCT SETTABLE GX53 LED LAMP INCLUDED 2700K/4000K/6500K | |
| | |
| Pcs 16 Kg 20 mc 0,194 | |

| BERTA E27 | |
|-------------------------------|-------------|
| E27 lampholder | 1B2.000.P27 |
| E27 with sensor | 1B2.000.PS7 |
| | |
| Pcs 16 Kg 16,8 mc 0,194 | |

GARDEN REVIVAL
GARDEN CLASSIC
BOLLARD
UP&DOWN
DOWNLIGHT
IN-GROUND
BRICKLIGHT
FLOODLIGHT
BULKHEAD
SOLAR
URBAN CLASSIC
URBAN REVIVAL
URBAN MODERN
POST
LAMPS

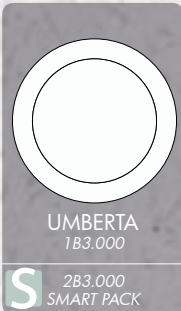
UMBERTA

LARGE ROUND



Round bulkhead lamp with **no visible screws**. Made of shockproof resin material, UV-rays stabilized, rust and corrosion-free. Suitable for wall and ceiling installation. **Kelvin settable GX53 LED** or **2xE27** version available. Provided as option with motion sensor or emergency kit. Insulation class II, Protection rating IP66.

Plafoniera circolare senza viti a vista, realizzata in resina antiurto stabilizzata ai raggi UV, inattaccabile da ruggine e corrosione. Idonea per il montaggio a parete e a soffitto. Disponibile nella versione a LED GX53 con Kelvin impostabile o 2xE27. Fornita anche con sensore o kit d'emergenza. Classe di isolamento II, grado di protezione IP66.



1B3.000



CCT SETTABLE

2700 K 4000 K 6500 K

SDCM <6

| | | | | | | |
|--|--|--|--|--|--|--|
| | | | | | | |
| | | | | | | |





UMBERTA - COMPONENTS

IP66



COVER made of shockproof resin material, UV-rays stabilized, rust and corrosion free.

COVER in resina antiurto stabilizzata ai raggi UV inattaccabile da ruggine e corrosione.

Opal **DIFFUSER** made of UV-rays stabilized polymethylmethacrylate (PMMA) screwed to the bulkhead base.

DIFFUSORE opale realizzato in polimetilmetacrilato (PMMA) stabilizzato ai raggi UV da avvitare alla base della plafoniera.

BASE complete with highly heat resistant **REFLECTIVE PLATE**, suitable for the electrical devices fixation. Provided with GX53 or E27 lampholder and with silicone rubber gasket to ensure high protection against external agents.

BASE completa di PIATTO RIFLETLENTE ad alta resistenza al calore, adatto ad alloggiare gli accessori elettrici. Fornita completa di portalampada GX53 o E27 e guarnizione in gomma siliconica per garantire un alto livello di protezione contro gli agenti esterni.

UMBERTA



Dimensions and weight

Diameter: Ø 350 mm
Depth: 94 mm
Weight: 1,3 Kg

Moulded Colours:

Black Grey White

Diffuser PMMA:

Opal

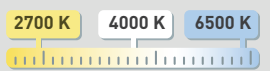
LED LAMPS



LVD EMC ERP

Comply with: EU2019/2015
EU2019/2020
Technical details on page 636.

CCT SETTABLE LED LAMP



CCT switch settable in three different positions, to select the desired Kelvin temperature (2700K/4000K/6500K) and get a customized ambiance.

EMERGENCY VERSION



Detailed information on page 256

1B3.000.EM1

GX53 LED

FULLY PRE-WIRED



Bulkhead supplied **fully pre-wired** and complete with TÜV-CB certified, long-life, efficient and **Kelvin settable GX53 LED lamp included**. Different wattage available. Quick and easy lamp replacement for a very simple maintenance after installation. Daylight and motion sensor available as option.

100 - 240 V

| LAMP | POWER | LUMINOUS FLUX (Φ TOTAL) UP TO | COLOUR TEMP. | *ADD. SUFFIX |
|------|------------------------|-------------------------------|--------------|--------------|
| | 11,3 W | 1510 lm | 6500 K | .B1K |
| | | | 4000 K | |
| | | | 2700 K | |
| | 17 W | 2350 lm | 6500 K | .E1K |
| | | | 4000 K | |
| | | | 2700 K | |
| | 11,3 W + SENSOR | 1510 lm | 6500 K | .BSK |
| | | | 4000 K | |
| | | | 2700 K | |
| | 17 W + SENSOR | 2350 lm | 6500 K | .ESK |
| | | | 4000 K | |
| | | | 2700 K | |

E27

FULLY PRE-WIRED



Bulkhead supplied **fully pre-wired** with single or double **E27 lampholder**. Daylight and motion sensor available as option. Sensor operating voltage: 220-240V. (120V version available on demand).

*ADD. SUFFIX

| | |
|--------------------------------------|------|
| E27 (CFL -LED) | .E27 |
| 2x E27 (CFL -LED) | .E28 |
| E27 + SENSOR (CFL -LED) | .ES7 |
| 2x E27 + SENSOR (CFL -LED) | .ES8 |

11,3W
17W = **100W**
150W incandescent

SAVE 88%

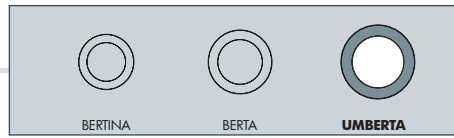
* ADD THESE SUFFIXES TO THE REFERENCES MENTIONED IN THE CATALOGUE

LAMPS POST URBAN MODERN URBAN REVIVAL URBAN CLASSIC SOLAR BULKHEAD IN-GROUND DOWNLIGHT UP&DOWN BOLLARD GARDEN CLASSIC GARDEN REVIVAL

UMBERTA

LARGE ROUND





| UMBERTA GX53 | |
|--|-------------|
| 11,3W | 1B3.000.B1K |
| 17W | 1B3.000.E1K |
| CCT SETTABLE GX53 LED LAMP INCLUDED 2700K/4000K/6500K | |
| | |
| Pcs 12 Kg 22 mc 0,198 | |

| UMBERTA E27 | |
|-------------------------------|-------------|
| 1xE27 lampholder | 1B3.000.E27 |
| 2xE27 lampholder | 1B3.000.E28 |
| 1xE27 with sensor | 1B3.000.E57 |
| 2xE27 with sensor | 1B3.000.E58 |
| | |
| Pcs 12 Kg 19,6 mc 0,198 | |

GARDEN REVIVAL
GARDEN CLASSIC
BOLLARD
UP&DOWN
DOWNLIGHT
IN-GROUND
BRICKLIGHT
FLOODLIGHT
BULKHEAD
SOLAR
URBAN CLASSIC
URBAN REVIVAL
URBAN MODERN
POST
LAMPS

UMBERTA EMERGENCY


LARGE ROUND



LED MAINTAINED EMERGENCY bulkhead lamp with no visible screws. Made of shockproof resin material, UV-rays stabilized, rust and corrosion-free. Suitable for wall and ceiling installation. In case of blackout, the bulkhead switches from Normal mode to Emergency mode and keeps on working. Minimum 3 hours battery operating time. Insulation class II, Protection rating IP66.



Plafoniera a LED, RETE PIU' EMERGENZA, senza viti a vista. Realizzata in resina antiurto stabilizzata ai raggi UV, inattaccabile da ruggine e corrosione. Idonea per il montaggio a parete e a soffitto. In caso di interruzione di corrente, la plafoniera passa dalla modalità "Normale" alla modalità "Emergenza" e rimane accesa. Autonomia minima 3 ore. Classe di isolamento II, grado di protezione IP66.



1B3.000.EM1


| | | | | | |
|--|--|--|--|--|--|
| | | | | | |
| | | | | | |

MADE IN ITALY



UMBERTA EMERGENCY - COMPONENTS

IP66



LED Printed Circuit Board provided with a fully-prewired **Emergency Kit**. In case of blackout the bulkhead automatically switches from Normal mode (15W - 2000 lm) to Emergency mode (2,4W - 250 lm) and keeps on working for the next 3 hours.

Circuito stampato a LED fornito completo di kit d'emergenza pre-cablato. In caso di interruzione di corrente, la plafoniera passa dalla modalità "Normale" (15W - 2000 lm) alla modalità "Emergenza" (2,4W - 250lm) e rimane accesa per 3 ore.



UMBERTA



Dimensions and weight

Diameter: Ø 350 mm
Depth: 94 mm
Weight: 2,3 Kg

Moulded Colours:

Black Grey White

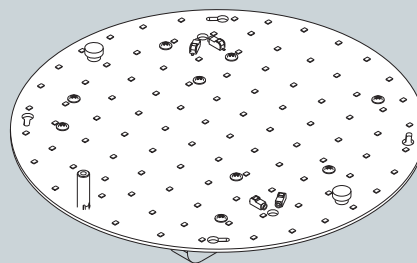
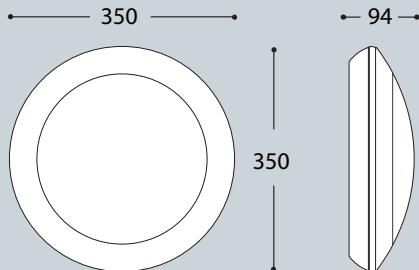
Diffuser PMMA:

Opal

UMBERTA MAINTAINED EMERGENCY

15W

1B3.000.EM1



Pcs 12
Kg 25
mc 0,198

| | |
|------------------------|--|
| PRODUCT TYPE | Wall and Ceiling bulkhead with Emergency kit |
| OPERATING VOLTAGE | 220~240 vAC |
| LUMINOUS FLUX & POWER | 2000 lumen (Normal mode), 15W 250 lumen (Emergency mode), 2.4W |
| LED TYPE | Edison SMD 2835, 4000 K |
| CRI | >80Ra |
| PF (POWER FACTOR) | >0.95 |
| BEAM ANGLE | 120° |
| OPERATING TEMPERATURE | 0~50°C |
| BATTERY | Ni-MH, BK370Ah3.6V, Panasonic (3.5Ah, 3.6V) |
| BATTERY OPERATING TIME | min 3 hours (250 lumen) |
| BATTERY CHARGING TIME | 24 hours |
| Drivers Standards | EN 61347-1, EN 61347-2-7, EN 61347-2-13, EN 62384, EN 60598-2-22 EN 55015, EN61547, EN 61000-3-2, EN 61000-3-3 |
| Battery Standards | EN 5501-1, EN 61000, EN 55014-2 |



Emergency details

15W = 150W
incandescent

SAVE 90%



GREEN LED
Identifies the emergency light and shows that the system is operating correctly.



TEST BUTTON
Bulkhead provided with built-in test button to check battery status.



MAINTAINED EMERGENCY
Normal mode: 15W - 2000 lm
Emergency mode: 2.4W - 250 lm

GARDEN REVIVAL
GARDEN CLASSIC
BOLLARD
UP&DOWN
DOWNLIGHT
IN-GROUND
BRICKLIGHT
FLOODLIGHT
BULKHEAD
SOLAR
URBAN CLASSIC
URBAN REVIVAL
URBAN MODERN
POST
LAMPS

GELMI RANGE

ROUND



Round bulkhead lamp with ring, eyelid or grid cover. Made of shockproof resin material, UV-rays stabilized, rust and corrosion-free. Suitable for wall and ceiling installation. **Kelvin settable GX53 LED** or **E27** version available. Insulation class II, Protection rating IP66.



Plafoniera circolare con cover ad anello, a palpebra o a griglia. Realizzata in resina antiurto stabilizzata ai raggi UV, inattaccabile da ruggine e corrosione. Idonea per il montaggio a parete e a soffitto. Disponibile nella versione a LED GX53 con Kelvin impostabile o E27. Classe di isolamento II, grado di protezione IP66.

2G3.000



CCT SETTABLE

2700 K 4000 K 6500 K

SDCM <6

| | | | |
|--|--|--|--|
| | | | |
| | | | |
| | | | |



GELMI - COMPONENTS

IP66



COVER made of shockproof resin material, UV-rays stabilized. Ring, eyelid and grid versions available.

***COVER** in resina antiurto stabilizzata ai raggi UV, disponibile nella versione ad anello, a palpebra e a griglia.*

Opal **DIFFUSER** made of UV-rays stabilized polymethylmethacrylate (PMMA), with silicone rubber gasket to ensure high protection against external agents.

***DIFFUSORE** opale realizzato in polimetilmetacrilato (PMMA) stabilizzato ai raggi UV. Completo di guarnizione in gomma siliconica per garantire un alto livello di protezione contro gli agenti esterni.*

BASE made of shockproof resin material, UV-rays stabilized. Provided with GX53 lampholder or with white resin reflective plate and E27 lampholder.

***BASE** realizzata in resina antiurto, stabilizzata ai raggi UV. Fornita completa di portalampana GX53 o di piatto riflettente in resina bianca e portalampana E27.*

GELMI



Dimensions and weight

Diameter: Ø 313 mm
Depth: 90 mm
Weight: 1 Kg

Moulded colours:

Black White Grey

Diffuser PMMA:

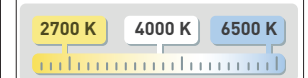
Opal

LED LAMPS



Comply with: EU2019/2015
EU2019/2020
Technical details on page 636.

CCT SETTABLE LED LAMP



CCT switch settable in three different positions, to select the desired Kelvin temperature (2700K/4000K/6500K) and get a customized ambience.

GX53 LED

FULLY PRE-WIRED




Bulkhead supplied **fully pre-wired** and complete with TÜV-CB certified, long-life, efficient and Kelvin settable **GX53 LED lamp included**. Different wattage available.

- **COST SAVING:** long-life and efficient LED light sources.
- **BUILT-IN DRIVER:** Quick and easy lamp replacement for a very simple maintenance after installation.

100 - 240 V

| LAMP | POWER | LUMINOUS FLUX (Φ TOTAL) UP TO | COLOUR TEMP. | *ADD. SUFFIX |
|------|---------------|-------------------------------|--------------|--------------|
| | 11,3 W | 1510 lm | 6500 K | .B1K |
| | | | 4000 K | |
| | | | 2700 K | |
| | 17 W | 2350 lm | 6500 K | .E1K |
| | | | 4000 K | |
| | | | 2700 K | |



11,3W
17W = **100W**
150W
incandescent



SAVE 88%

E27

FULLY PRE-WIRED



Bulkhead supplied **fully pre-wired** with **E27 lampholder**. White resin reflective plate designed to grant lampholder protection and isolation. Safe fixation of the electrical devices on the plate rear side.

Daylight and motion sensor available as an option. Sensor operating voltage: 220-240V (120V available on demand).

| | | |
|-----------------------------------|------------|----------------------|
| E27 (CFL -LED) | max 160 mm | *ADD. SUFFIX .E27 |
| E27 + SENSOR (CFL -LED) | | .ES7 |

* ADD THESE SUFFIXES TO THE REFERENCES MENTIONED IN THE CATALOGUE

GELMI RANGE

ROUND





| GELMI GX53 | |
|--|-------------|
| 11,3W | 1G3.000.B1K |
| 17W | 1G3.000.E1K |
| CCT SETTABLE GX53 LED LAMP INCLUDED 2700K/4000K/6500K | |
| | |
| <p>Pcs 16 Kg 20 mc 0,194</p> | |

| GELMI E27 | |
|--|-------------|
| E27 lampholder | 1G3.000.E27 |
| E27 with sensor | 1G3.000.E57 |
| | |
| <p>Pcs 16 Kg 16,8 mc 0,194</p> | |

| GELMI-EL GX53 | |
|--|-------------|
| 11,3W | 2G3.000.B1K |
| 17W | 2G3.000.E1K |
| CCT SETTABLE GX53 LED LAMP INCLUDED 2700K/4000K/6500K | |
| | |
| <p>Pcs 16 Kg 20 mc 0,194</p> | |

| GELMI-EL E27 | |
|--|-------------|
| E27 lampholder | 2G3.000.E27 |
| E27 with sensor | 2G3.000.E57 |
| | |
| <p>Pcs 16 Kg 16,8 mc 0,194</p> | |

| GELMI-GR GX53 | |
|--|-------------|
| 11,3W | 3G3.000.B1K |
| 17W | 3G3.000.E1K |
| CCT SETTABLE GX53 LED LAMP INCLUDED 2700K/4000K/6500K | |
| | |
| <p>Pcs 16 Kg 20 mc 0,194</p> | |

| GELMI-GR E27 | |
|--|-------------|
| E27 lampholder | 3G3.000.E27 |
| E27 with sensor | 3G3.000.E57 |
| | |
| <p>Pcs 16 Kg 16,8 mc 0,194</p> | |

GARDEN REVIVAL
GARDEN CLASSIC
BOLLARD
UP&DOWN
DOWNLIGHT
IN-GROUND
BRICKLIGHT
FLOODLIGHT
BULKHEAD
SOLAR
URBAN CLASSIC
URBAN REVIVAL
URBAN MODERN
POST
LAMPS

DANZI RANGE

OVAL



Oval bulkhead lamp with ring, eyelid or grid cover. Made of shockproof resin material, UV-rays stabilized, rust and corrosion-free. Suitable for wall and ceiling installation. **Kelvin settable GX53 LED** or **E27** version available. Insulation class II, Protection rating IP66.



Plafoniera ovale con cover ad anello, a palpebra o a griglia. Realizzata in resina antiurto stabilizzata ai raggi UV, inattaccabile da ruggine e corrosione. Idonea per il montaggio a parete e a soffitto. Disponibile nella versione a LED GX53 con Kelvin impostabile o E27. Classe di isolamento II, grado di protezione IP66.



1D3.000

CCT SETTABLE

2700 K 4000 K 6500 K

SDCM <6

| | | | |
|--|--|--|--|
| | | | |
| | | | |
| | | | |
| | | | |
| | | | |
| | | | |

MADE IN ITALY



DANZI - COMPONENTS

IP 66



COVER made of shockproof resin material, UV-rays stabilized. Ring, eyelid and grid versions available.

COVER in resina antiurto stabilizzata ai raggi UV, disponibile nella versione ad anello, a palpebra e a griglia.


Opal **DIFFUSER** made of UV-rays stabilized polymethylmethacrylate (PMMA), with silicone rubber gasket to ensure high protection against external agents.

DIFFUSORE opale realizzato in polimetilmetacrilato (PMMA) stabilizzato ai raggi UV. Completo di guarnizione in gomma siliconica per garantire un alto livello di protezione contro gli agenti esterni.

BASE made of shockproof resin material, UV-rays stabilized. Provided with GX53 lampholder or with white resin reflective plate and E27 lampholder.

BASE realizzata in resina antiurto, stabilizzata ai raggi UV. Fornita completa di portalamпада GX53 o di piatto riflettente in resina bianca e portalamпада E27.

DANZI



Dimensions and weight

Width: 245 mm
Height: 338 mm
Depth: 90 mm
Weight: 1 Kg

Moulded colours:

Black White Grey

Diffuser PMMA:

Opal

LED LAMPS



Comply with: EU2019/2015
EU2019/2020
Technical details on page 636.

CCT SETTABLE LED LAMP



CCT switch settable in three different positions, to select the desired Kelvin temperature (2700K/4000K/6500K) and get a customized ambiance.

GX53 LED

FULLY PRE-WIRED



Bulkhead supplied **fully pre-wired** and complete with TÜ-CB certified long-life, efficient and Kelvin settable **GX53 LED lamp included**. Different wattage available.

- **COST SAVING:** long-life and efficient LED light sources.
- **BUILT-IN DRIVER:** Quick and easy lamp replacement for a very simple maintenance after installation.

100 - 240 V

| LAMP | POWER | LUMINOUS FLUX (Φ TOTAL) UP TO | COLOUR TEMP. | *ADD. SUFFIX |
|------|---------------|-------------------------------|--------------|--------------|
| | 11,3 W | 1510 lm | 6500 K | .B1K |
| | | | 4000 K | |
| | 17 W | 2350 lm | 2700 K | .E1K |
| | | | 6500 K | |
| | | | 4000 K | |
| | | | 2700 K | |

11,3W
17W = **100W**
150W incandescent

E27

FULLY PRE-WIRED



Bulkhead supplied **fully pre-wired** with **E27 lampholder**. White resin reflective plate designed to grant lampholder protection and isolation. Safe fixation of the electrical devices on the plate rear side.

Daylight and motion sensor available as an option. Sensor operating voltage: 220-240V (120V available on demand).

| | | |
|-----------------------------------|-----------------|------|
| E27 (CFL -LED) | max 160 mm ↔ | .E27 |
| E27 + SENSOR (CFL -LED) | | .ES7 |

SAVE 88%

* ADD THESE SUFFIXES TO THE REFERENCES MENTIONED IN THE CATALOGUE

DANZI RANGE

OVAL





| DANZI GX53 | |
|--|-------------|
| 11,3W | 1D3.000.B1K |
| 17W | 1D3.000.E1K |
| CCT SETTABLE GX53 LED LAMP INCLUDED 2700K/4000K/6500K | |
| | |
| Pcs 16 Kg 18,7 mc 0,194 | |

| DANZI E27 | |
|-------------------------------|-------------|
| E27 lampholder | 1D3.000.E27 |
| E27 with sensor | 1D3.000.E57 |
| | |
| Pcs 16 Kg 15,5 mc 0,194 | |

| DANZI-VE GX53 | |
|--|-------------|
| 11,3W | 2D3.000.B1K |
| 17W | 2D3.000.E1K |
| CCT SETTABLE GX53 LED LAMP INCLUDED 2700K/4000K/6500K | |
| | |
| Pcs 16 Kg 18,7 mc 0,194 | |

| DANZI-VE E27 | |
|-------------------------------|-------------|
| E27 lampholder | 2D3.000.E27 |
| E27 with sensor | 2D3.000.E57 |
| | |
| Pcs 16 Kg 15,5 mc 0,194 | |

| DANZI-GR GX53 | |
|--|-------------|
| 11,3W | 3D3.000.B1K |
| 17W | 3D3.000.E1K |
| CCT SETTABLE GX53 LED LAMP INCLUDED 2700K/4000K/6500K | |
| | |
| Pcs 16 Kg 18,7 mc 0,194 | |

| DANZI-GR E27 | |
|-------------------------------|-------------|
| E27 lampholder | 3D3.000.E27 |
| E27 with sensor | 3D3.000.E57 |
| | |
| Pcs 16 Kg 15,5 mc 0,194 | |

GARDEN REVIVAL
GARDEN CLASSIC
BOLLARD
UP&DOWN
DOWNLIGHT
IN-GROUND
BRICKLIGHT
FLOODLIGHT
BULKHEAD
SOLAR
URBAN CLASSIC
URBAN REVIVAL
URBAN MODERN
POST
LAMPS

STUCCHI

SQUARE



Square bulkhead lamp made of shockproof resin material, UV-rays stabilized, rust and corrosion-free. Suitable for wall and ceiling installation. Supplied as option with colored backlit base. **Kelvin settable GX53 LED** or **E27** version available. Insulation class II, Protection rating IP66.



STUCCHI
1U3.000

*Plafoniera quadra realizzata in resina antiurto stabilizzata ai raggi UV, inattaccabile da ruggine e corrosione. Idonea per il montaggio a parete e a soffitto. Disponibile anche con base per retroilluminazione colorata. Fornita nella versione a **LED GX53 con Kelvin impostabile** o **E27**. Classe di isolamento II, grado di protezione IP66.*



1U3.000.BU1

CCT SETTABLE

2700 K 4000 K 6500 K

SDCM <6

| | | | | | | |
|------------|------------|-------------|--|------|---------|--|
| | | | | | | |
| | | | | | | |
| RECYCLABLE | ANTI-SHOCK | TEMPERATURE | | WALL | CEILING | |



STUCCHI - COMPONENTS

IP 66



COVER made of shockproof resin material, UV-rays stabilized.


COVER in resina antiurto stabilizzata ai raggi UV.

Opal **DIFFUSER** made of UV-rays stabilized polymethylmethacrylate (PMMA), with silicone rubber gasket to ensure high protection against external agents.

DIFFUSORE opale realizzato in polimetilmetacrilato (PMMA) stabilizzato ai raggi UV. Completo di guarnizione in gomma siliconica per garantire un alto livello di protezione contro gli agenti esterni.

BASE made of shockproof resin material, provided with E27 or GX53 lampholder. Available in different backlit colours to create a coloured effect on wall and ceilings.

BASE realizzata in resina antiurto. Fornita completa di portalampada E27 o GX53. Disponibile in diversi colori per creare una retroilluminazione colorata su pareti e soffitti.



Dimensions and weight
Height: 310 mm
Width: 310 mm
Depth: 90 mm
Weight: 1 Kg

Moulded colours:
 Black White Grey
Diffuser PMMA:
 Opal

LED LAMPS

Comply with: EU2019/2015
EU2019/2020
Technical details on page 636.



Bulkhead supplied **fully pre-wired** and complete with TÜV-CB certified, long-life, efficient and **Kelvin settable GX53 LED lamp included**. Different wattage available.

- **COST SAVING:** long-life and efficient LED light sources.
- **BUILT-IN DRIVER:** Quick and easy lamp replacement for a very simple maintenance after installation.

100 - 240 V

| LAMP | POWER | LUMINOUS FLUX (Φ TOTAL) UP TO | COLOUR TEMP. | *ADD. SUFFIX |
|------|--------|-------------------------------|--------------|--------------|
| | 11,3 W | 1510 lm | 6500 K | .B1K |
| | | | 4000 K | |
| | | | 2700 K | |
| | 17 W | 2350 lm | 6500 K | .E1K |
| | | | 4000 K | |
| | | | 2700 K | |

11,3W
17W = **100W**
150W
incandescent



Bulkhead supplied **fully pre-wired** with **E27 lampholder**. White resin reflective plate designed to grant lampholder protection and isolation. Safe fixation of the electrical devices on the plate rear side.

Daylight and motion sensor available as an option. Sensor operating voltage: 220-240V (120V available on demand).

| | max 160 mm | *ADD. SUFFIX |
|----------------------------------|------------|--------------|
| E27 (CFL-LED) | ↔ | .E27 |
| E27 + SENSOR (CFL-LED) | 📶 | .ES7 |

CCT SETTABLE LED LAMP

2700 K 4000 K 6500 K

CCT switch settable in three different positions, to select the desired Kelvin temperature (2700K/4000K/6500K) and get a customized ambiance.

SAVE 88%

* ADD THESE SUFFIXES TO THE REFERENCES MENTIONED IN THE CATALOGUE

LAMPS POST URBAN MODERN URBAN REVIVAL URBAN CLASSIC SOLAR BULKHEAD FLOODLIGHT BRICKLIGHT IN-GROUND DOWNLIGHT UP&DOWN BOLLARD GARDEN CLASSIC GARDEN REVIVAL

STUCCHI

SQUARE

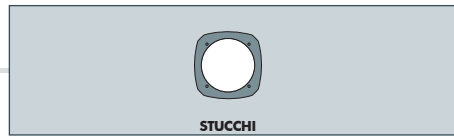


1U3.000.PK1



1U3.000

MADE IN ITALY



| STUCCHI GX53 | |
|--|-------------|
| 11,3W | 1U3.000.B1K |
| 17W | 1U3.000.E1K |
| CCT SETTABLE GX53 LED LAMP INCLUDED 2700K/4000K/6500K | |
| | |
| Pcs 16 Kg 20 mc 0,194 | |

| STUCCHI E27 | |
|-------------------------------|-------------|
| E27 lampholder | 1U3.000.E27 |
| E27 with sensor | 1U3.000.E57 |
| | |
| Pcs 16 Kg 16.8 mc 0,194 | |

GARDEN REVIVAL
GARDEN CLASSIC
BOLLARD
UP&DOWN
DOWNLIGHT
IN-GROUND
BRICKLIGHT
FLOODLIGHT
BULKHEAD
SOLAR
URBAN CLASSIC
URBAN REVIVAL
URBAN MODERN
POST
LAMPS

CECCHI

RECTANGULAR



Rectangular bulkhead lamp made of shockproof resin material, UV-rays stabilized, rust and corrosion-free. Suitable for wall and ceiling installation. Supplied as option with coloured backlit base. **Kelvin settable GX53 LED** or **E27** version available. Insulation class II, Protection rating IP66.



CECCHI
1H3.000

*Plafoniera rettangolare realizzata in resina antiurto stabilizzata ai raggi UV, inattaccabile da ruggine e corrosione. Idonea per il montaggio a parete e a soffitto. Disponibile anche con base per retroilluminazione colorata. Fornita nella versione a **LED GX53 con Kelvin impostabile** o **E27**. Classe di isolamento II, grado di protezione IP66.*

1H3.000.C11



CCT SETTABLE

2700 K 4000 K 6500 K

SDCM <6

| | | | |
|--|--|--|--|
| | | | |
| | | | |
| | | | |

MADE IN ITALY

CECCHI COMPONENTS

IP 66



COVER made of shockproof resin material, UV-rays stabilized.

COVER in resina antiurto stabilizzata ai raggi UV.

Opal DIFFUSER made of UV-rays stabilized polymethylmethacrylate (PMMA), with silicone rubber gasket to ensure high protection against external agents.

DIFFUSORE opale realizzato in polimetilmetacrilato (PMMA) stabilizzato ai raggi UV. Completo di guarnizione in gomma siliconica per garantire un alto livello di protezione contro gli agenti esterni.

BASE made of shockproof resin material, provided with E27 or GX53 lampholder. Available in different backlit colours to create a coloured effect on wall and ceilings.

BASE realizzata in resina antiurto. Fornita completa di portalampada E27 o GX53. Disponibile in diversi colori per creare una retroilluminazione colorata su pareti e soffitti.



CECCHI



Dimensions and weight

Width: 338 mm
Height: 245 mm
Depth: 90 mm
Weight: 1 Kg

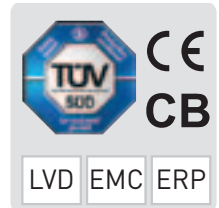
Moulded colours:

Black White Grey

Diffuser PMMA:

Opal

LED LAMPS



Comply with: EU2019/2015
EU2019/2020
Technical details on page 636.

GX53 LED



Bulkhead supplied **fully pre-wired** and complete with TÜV-CB certified, long-life, efficient and **Kelvin settable GX53 LED lamp included**. Different wattage available.

- **COST SAVING:** long-life and efficient LED light sources
- **BUILT-IN DRIVER:** Quick and easy lamp replacement for a very simple maintenance after installation.

100 - 240 V

| LAMP | POWER | LUMINOUS FLUX (Φ TOTAL) UP TO | COLOUR TEMP. | *ADD. SUFFIX |
|------|---------------|-------------------------------|--------------|--------------|
| | 11,3 W | 1510 lm | 6500 K | .B1K |
| | | | 4000 K | |
| | 17 W | 2350 lm | 6500 K | .E1K |
| | | | 4000 K | |
| | | | 2700 K | |



SAVE 88%

E27



Bulkhead supplied **fully pre-wired** with **E27 lampholder**. White resin reflective plate designed to grant lampholder protection and isolation. Safe fixation of the electrical devices on the plate rear side.

Daylight and motion sensor available as an option. Sensor operating voltage: 220-240V (120V available on demand).

| | | |
|----------------------------------|------------|------|
| E27 (CFL-LED) | max 160 mm | .E27 |
| E27 + SENSOR (CFL-LED) | | .ES7 |

CCT SETTABLE LED LAMP



CCT switch settable in three different positions, to select the desired Kelvin temperature (2700K/4000K/6500K) and get a customized ambiance.

* ADD THESE SUFFIXES TO THE REFERENCES MENTIONED IN THE CATALOGUE

LAMPS POST URBAN MODERN URBAN REVIVAL URBAN CLASSIC SOLAR BULKHEAD FLOODLIGHT BRICKLIGHT IN-GROUND DOWNLIGHT UP&DOWN BOLLARD GARDEN CLASSIC GARDEN REVIVAL

CECCHI

RECTANGULAR

fumagalli
since 1973



MADE IN ITALY



| CECCHI GX53 | |
|--|-------------|
| 11,3W | 1H3.000.B1K |
| 17W | 1H3.000.E1K |
| CCT SETTABLE GX53 LED LAMP INCLUDED 2700K/4000K/6500K | |
| | |
| Pcs 16 Kg 18,7 mc 0,194 | |

| CECCHI E27 | |
|-------------------------------|-------------|
| E27 lampholder | 1H3.000.E27 |
| E27 with sensor | 1H3.000.E57 |
| | |
| Pcs 16 Kg 15,5 mc 0,194 | |

GARDEN REVIVAL
GARDEN CLASSIC
BOLLARD
UP&DOWN
DOWNLIGHT
IN-GROUND
BRICKLIGHT
FLOODLIGHT
BULKHEAD
SOLAR
URBAN CLASSIC
URBAN REVIVAL
URBAN MODERN
POST
LAMPS

RITA

CLASSIC ROUND



Round bulkhead lamp in classic style, made of shockproof resin material, UV-rays stabilized, rust and corrosion-free. Suitable for wall and ceiling installation.
Kelvin settable GX53 LED or E27 version available. Insulation class II, Protection rating IP66.



Plafoniera circolare in stile classico, realizzata in resina antiurto stabilizzata ai raggi UV, inattaccabile da ruggine e corrosione. Idonea per il montaggio a parete e a soffitto. Disponibile nella versione a LED GX53 con Kelvin impostabile o E27. Classe di isolamento II, grado di protezione IP66.



1T3.000

CCT SETTABLE

2700 K 4000 K 6500 K

SDCM <6

| | | | |
|--|--|--|--|
| | | | |
| | | | |
| | | | |



RITA COMPONENTS

IP 66



COVER with classic design made of shockproof resin material, UV-rays stabilized.

COVER in stile classico realizzata in resina antiurto stabilizzata ai raggi UV.

Opal **DIFFUSER** made of UV-rays stabilized polymethylmethacrylate (PMMA), with silicone rubber gasket to ensure high protection against external agents.

DIFFUSORE opale realizzato in polimetilmetacrilato (PMMA) stabilizzato ai raggi UV. Completo di guarnizione in gomma siliconica per garantire un alto livello di protezione contro gli agenti esterni.

BASE made of shockproof resin material, UV-rays stabilized. Provided with GX53 lampholder or with white resin reflective plate and E27 lampholder.

BASE realizzata in resina antiurto, stabilizzata ai raggi UV. Fornita completa di portalamпада GX53 o di piatto riflettente in resina bianca e portalamпада E27.

RITA

— ø 355 —



Dimensions and weight

Diameter: ø 355 mm
Depth: 90 mm
Weight: 1 Kg

Moulded colours:

Black White

Painted colours:

Antique green Antique bronze

Diffuser PMMA:

Opal

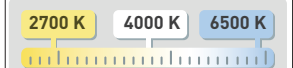
LED LAMPS



LVD EMC ERP

Comply with: EU2019/2015
EU2019/2020
Technical details on page 636.

CCT SETTABLE LED LAMP



CCT switch settable in three different positions, to select the desired Kelvin temperature (2700K/4000K/6500K) and get a customized ambiance.

GX53 LED

FULLY PRE-WIRED



Bulkhead supplied **fully pre-wired** and complete with TÜV-CB certified approved, long-life, efficient and Kelvin settable **GX53 LED lamp included**. Different wattage available.

- **COST SAVING:** long-life and efficient LED light sources.
- **BUILT-IN DRIVER:** Quick and easy lamp replacement for a very simple maintenance after installation.

100 - 240 V

| LAMP | POWER | LUMINOUS FLUX (Φ TOTAL) UP TO | COLOUR TEMP. | *ADD. SUFFIX | |
|------|---------------|-------------------------------|--------------|--------------|------|
| | 11,3 W | 1510 lm | 6500 K | .B1K | |
| | | | 4000 K | | |
| | | | 2700 K | | |
| | 17 W | 2350 lm | 6500 K | | .E1K |
| | | | 4000 K | | |
| | | | 2700 K | | |



**11,3W
17W**

**= 100W
150W**
incandescent



E27

FULLY PRE-WIRED



Bulkhead supplied **fully pre-wired** with **E27 lampholder**. White resin reflective plate designed to grant lampholder protection and isolation. Safe fixation of the electrical devices on the plate rear side.

Daylight and motion sensor available as an option. Sensor operating voltage: 220-240V (120V available on demand).

| | max 160 mm | *ADD. SUFFIX |
|-----------------------------------|------------|--------------|
| E27 (CFL -LED) | ↔ | .E27 |
| E27 + SENSOR (CFL -LED) | 📶 | .E57 |

SAVE 88%

* ADD THESE SUFFIXES TO THE REFERENCES MENTIONED IN THE CATALOGUE

LAMPS POST URBAN MODERN URBAN REVIVAL URBAN CLASSIC SOLAR BULKHEAD FLOODLIGHT BRICKLIGHT IN-GROUND DOWNLIGHT UP&DOWN BOLLARD GARDEN CLASSIC GARDEN REVIVAL

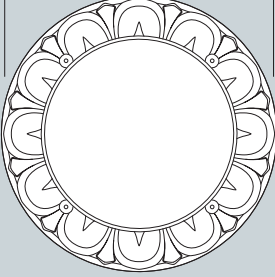
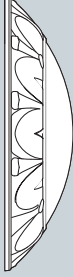
RITA

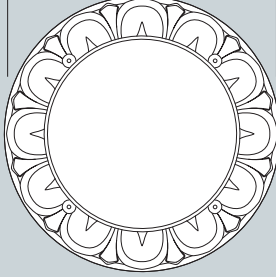

CLASSIC ROUND



1T3.000



| RITA GX53 | |
|--|-------------|
| 11,3W | 1T3.000.B1K |
| 17W | 1T3.000.E1K |
| <p>CCT SETTABLE GX53 LED LAMP INCLUDED 2700K/4000K/6500K</p> <div style="display: flex; justify-content: space-around; align-items: center;"> <div style="text-align: center;"> <p>Ø355</p>  </div> <div style="text-align: center;"> <p>90</p>  </div> </div> | |
| Pcs 12 Kg 17,8 mc 0,198 | |

| RITA E27 | |
|--|-------------|
| E27 lampholder | 1T3.000.E27 |
| E27 with sensor | 1T3.000.E57 |
| <div style="display: flex; justify-content: space-around; align-items: center;"> <div style="text-align: center;"> <p>Ø355</p>  </div> <div style="text-align: center;"> <p>90</p>  </div> </div> | |
| Pcs 12 Kg 15,4 mc 0,198 | |

GARDEN REVIVAL
GARDEN CLASSIC
BOLLARD
UP&DOWN
DOWNLIGHT
IN-GROUND
BRICKLIGHT
FLOODLIGHT
BULKHEAD
SOLAR
URBAN CLASSIC
URBAN REVIVAL
URBAN MODERN
POST
LAMPS

LUCIA RANGE

ROUND



Round bulkhead lamp with ring, eyelid or guard cover. Made of shockproof resin material, UV-rays stabilized, rust and corrosion-free. Suitable for ceiling, wall and post installation also with bracket angled at 35°. Supplied as option with coloured backlit base. **Kelvin settable GX53 LED** or **E27** version available. Insulation class II, Protection rating IP66.

*Plafoniera circolare con cover ad anello, a palpebra o a manubrio. Realizzata in resina antiurto stabilizzata ai raggi UV, inattaccabile da ruggine e corrosione. Idonea per il montaggio a parete, a soffitto e a palo anche con braccio angolato a 35°. Disponibile anche con base per retroilluminazione colorata. Fornita nella versione a **LED GX53 con Kelvin impostabile** o **E27**. Classe di isolamento II, grado di protezione IP66.*



1R3.000.OR1

CCT SETTABLE

2700 K 4000 K 6500 K

SDCM <6

| | | | | | | |
|--|--|--|--|--|--|--|
| | | | | | | |
| | | | | | | |





LUCIA COMPONENTS

IP 66



COVER made of shockproof resin material, UV-rays stabilized. Ring, eyelid and grid versions available.


COVER in resina antiurto stabilizzata ai raggi UV, disponibile nella versione ad anello, a palpebra e a griglia.

Opal **DIFFUSER** made of UV-rays stabilized polymethylmethacrylate (PMMA), with silicone rubber gasket to ensure high protection against external agents.

DIFFUSORE opale realizzato in polimetilmetacrilato (PMMA) stabilizzato ai raggi UV. Completo di guarnizione in gomma siliconica per garantire un alto livello di protezione contro gli agenti esterni.

BASE made of shockproof resin material, provided with E27 or GX53 lampholder. Available in different backlit colours to create a coloured effect on wall and ceilings.

BASE realizzata in resina antiurto. Fornita completa di portalampada E27 o GX53. Disponibile in diversi colori per creare una retroilluminazione colorata su pareti e soffitti.



LUCIA

Dimensions and weight
Diameter: \varnothing 300 mm
Depth: 90 mm
Weight: 1 Kg

Moulded colours:

Black White Grey

Diffuser PMMA:

Opal

LED LAMPS



Comply with: EU2019/2015
EU2019/2020
Technical details on page 636.

GX53 LED

FULLY PRE-WIRED



Bulkhead supplied **fully pre-wired** and complete with TÜV-CB certified, long-life, and **Kelvin settable GX53 LED lamp included**. Different wattages available.

- **COST SAVING:** long-life and efficient LED light sources.
- **BUILT-IN DRIVER:** Quick and easy lamp replacement for a very simple maintenance after installation.

100 - 240 V

| LAMP | POWER | LUMINOUS FLUX (Φ TOTAL) UP TO | COLOUR TEMP. | *ADD. SUFFIX |
|------|--------|-------------------------------|--------------|--------------|
| | 11,3 W | 1510 lm | 6500 K | .B1K |
| | | | 4000 K | |
| | | | 2700 K | |
| | 17 W | 2350 lm | 6500 K | .E1K |
| | | | 4000 K | |
| | | | 2700 K | |

11,3W
 17W = 100W
150W incandescent

E27

FULLY PRE-WIRED



Bulkhead supplied **fully pre-wired** with **E27 lampholder**. White resin reflective plate designed to grant lampholder protection and isolation. Safe fixation of the electrical devices on the plate rear side.

Daylight and motion sensor available as an option. Sensor operating voltage: 220-240V (120V available on demand).

| | | |
|-----------------------------------|------------|------|
| E27 (CFL -LED) | max 160 mm | .E27 |
| E27 + SENSOR (CFL -LED) | | .ES7 |

CCT SETTABLE LED LAMP



CCT switch settable in three different positions, to select the desired Kelvin temperature (2700K/4000K/6500K) and get a customized ambience.

BOLLARD VERSION



Lucia bulkhead range can be mounted on a pole with or without an angled bracket. More detailed information at page 156.

SAVE 88%

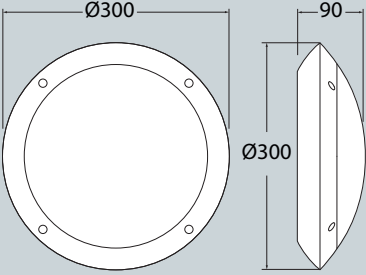
* ADD THESE SUFFIXES TO THE REFERENCES MENTIONED IN THE CATALOGUE

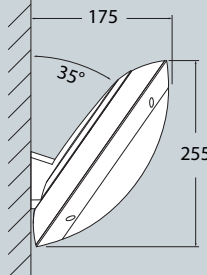
LUCIA RANGE

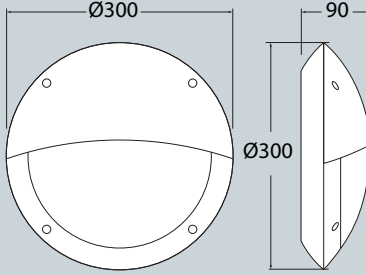
ROUND

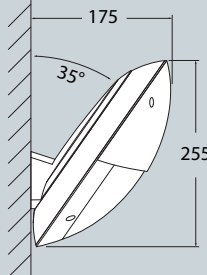


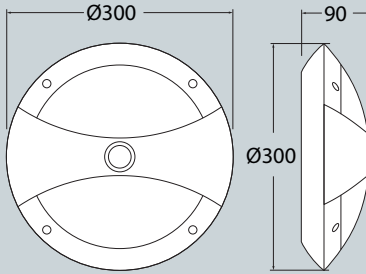


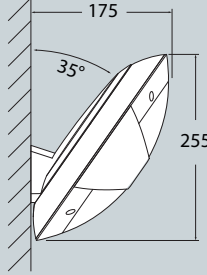
| LUCIA E27 | |
|---|-------------|
| E27 lampholder | 1R3.000.E27 |
| E27 with sensor | 1R3.000.ES7 |
| Pcs 16 Kg 16,8 mc 0,194 | |
|  | |
| CCT SETTABLE GX53 LED LAMP INCLUDED 2700K/4000K/6500K | |
| LUCIA GX53 | |
| 11,3W | 1R3.000.B1K |
| 17W | 1R3.000.E1K |

| REMI/LUCIA E27 | |
|---|-------------|
| E27 lampholder | 1R3.602.E27 |
| E27 with sensor | 1R3.602.ES7 |
| Pcs 16 Kg 20 mc 0,194 | |
|  | |
| CCT SETTABLE GX53 LED LAMP INCLUDED 2700K/4000K/6500K | |
| REMI/LUCIA GX53 | |
| 11,3W | 1R3.602.B1K |
| 17W | 1R3.602.E1K |

| LUCIA-EL E27 | |
|--|-------------|
| E27 lampholder | 2R3.000.E27 |
| E27 with sensor | 2R3.000.ES7 |
| Pcs 16 Kg 16,8 mc 0,194 | |
|  | |
| CCT SETTABLE GX53 LED LAMP INCLUDED 2700K/4000K/6500K | |
| LUCIA-EL GX53 | |
| 11,3W | 2R3.000.B1K |
| 17W | 2R3.000.E1K |

| REMI/LUCIA-EL E27 | |
|--|-------------|
| E27 lampholder | 2R3.602.E27 |
| E27 with sensor | 2R3.602.ES7 |
| Pcs 16 Kg 20 mc 0,194 | |
|  | |
| CCT SETTABLE GX53 LED LAMP INCLUDED 2700K/4000K/6500K | |
| REMI/LUCIA-EL GX53 | |
| 11,3W | 2R3.602.B1K |
| 17W | 2R3.602.E1K |

| LUCIA-GD E27 | |
|---|-------------|
| E27 lampholder | 3R3.000.E27 |
| E27 with sensor | 3R3.000.ES7 |
| Pcs 16 Kg 16,8 mc 0,194 | |
|  | |
| CCT SETTABLE GX53 LED LAMP INCLUDED 2700K/4000K/6500K | |
| LUCIA-GD GX53 | |
| 11,3W | 3R3.000.B1K |
| 17W | 3R3.000.E1K |

| REMI/LUCIA-GD E27 | |
|---|-------------|
| E27 lampholder | 3R3.602.E27 |
| E27 with sensor | 3R3.602.ES7 |
| Pcs 16 Kg 20 mc 0,194 | |
|  | |
| CCT SETTABLE GX53 LED LAMP INCLUDED 2700K/4000K/6500K | |
| REMI/LUCIA-GD GX53 | |
| 11,3W | 3R3.602.B1K |
| 17W | 3R3.602.E1K |

GARDEN REVIVAL
GARDEN CLASSIC
BOLLARD
UP&DOWN
DOWNLIGHT
IN-GROUND
BRICKLIGHT
FLOODLIGHT
BULKHEAD
SOLAR
URBAN CLASSIC
URBAN REVIVAL
URBAN MODERN
POST
LAMPS

MADDI RANGE

OVAL



Oval bulkhead lamp with ring, vertical eyelid or horizontal eyelid cover. Made of shockproof resin material, UV-rays stabilized, rust and corrosion-free. Suitable for wall, ceiling and post installation also with bracket angled at 35°. Supplied as option with coloured backlit base. **Kelvin settable GX53 LED** or **E27** version available. Insulation class II, Protection rating IP66.

*Plafoniera ovale con cover ad anello o a palpebra (orizzontale o verticale). Realizzata in resina antiurto stabilizzata ai raggi UV, inattaccabile da ruggine e corrosione. Idonea per il montaggio a parete, a soffitto e a palo anche con braccio angolato a 35°. Disponibile anche con base per retroilluminazione colorata. Fornita nella versione a **LED GX53 con Kelvin impostabile** o **E27**. Classe di isolamento II, grado di protezione IP66.*



1V3.000

CCT SETTABLE

2700 K 4000 K 6500 K

SDCM <6





MADDI COMPONENTS

IP 66



COVER made of shockproof resin material, UV-rays stabilized. Ring, eyelid and grid versions available.

COVER in resina antiurto stabilizzata ai raggi UV, disponibile nella versione ad anello, a palpebra e a griglia.

Opal **DIFFUSER** made of UV-rays stabilized polymethylmethacrylate (PMMA), with silicone rubber gasket to ensure high protection against external agents.


DIFFUSORE opale realizzato in polimetilmetacrilato (PMMA) stabilizzato ai raggi UV. Completo di guarnizione in gomma siliconica per garantire un alto livello di protezione contro gli agenti esterni.

BASE made of shockproof resin material, provided with E27 or GX53 lampholder. Available in different backlit colours to create a coloured effect on wall and ceilings.

BASE realizzata in resina antiurto. Fornita completa di portalamпада E27 o GX53. Disponibile in diversi colori per creare una retroilluminazione colorata su pareti e soffitti.



MADDI



Dimensions and weight

Width: 230 mm
Height: 330 mm
Depth: 90 mm
Weight: 1 Kg

Moulded colours:

Black White Grey

Diffuser PMMA:

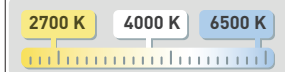
Opal

LED LAMPS



Comply with: EU2019/2015
EU2019/2020
Technical details on page 636.

CCT SETTABLE LED LAMP



CCT switch settable in three different positions, to select the desired Kelvin temperature (2700K/4000K/6500K) and get a customized ambiance.

GX53 LED

FULLY PRE-WIRED




Bulkhead supplied **fully pre-wired** and complete with TÜV-CB certified, long-life, and **kelvin settable GX53 LED lamp included**. Different wattages available.

- **COST SAVING:** long-life and efficient LED light sources.
- **BUILT-IN DRIVER:** Quick and easy lamp replacement for a very simple maintenance after installation.

100 - 240 V

| LAMP | POWER | LUMINOUS FLUX (Φ TOTAL) UP TO | COLOUR TEMP. | *ADD. SUFFIX |
|------|---------|-------------------------------|--------------|--------------|
| | 11,3 W | 1510 lm | 6500 K | .B1K |
| | | | 4000 K | |
| | | | 2700 K | |
| 17 W | 2350 lm | 6500 K | .E1K | |
| | | 4000 K | | |
| | | 2700 K | | |



11,3W
17W = 100W
150W
incandescent



E27

FULLY PRE-WIRED



Bulkhead supplied **fully pre-wired** with **E27 lampholder**. White resin reflective plate designed to grant lampholder protection and isolation. Safe fixation of the electrical devices on the plate rear side.

Daylight and motion sensor available as an option. Sensor operating voltage: 220-240V (120V available on demand).

| | | |
|----------------------------------|------------|------|
| E27 (CFL-LED) | max 160 mm | .E27 |
| E27 + SENSOR (CFL-LED) | | .ES7 |

BOLLARD VERSION



Maddi bulkhead range can be mounted on a pole with or without an angled bracket. More detailed information at page 160.

SAVE 88%

* ADD THESE SUFFIXES TO THE REFERENCES MENTIONED IN THE CATALOGUE

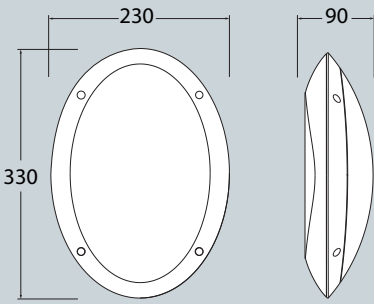
LAMPS POST URBAN MODERN URBAN REVIVAL URBAN CLASSIC SOLAR BULKHEAD FLOODLIGHT BRICKLIGHT IN-GROUND DOWNLIGHT UP&DOWN BOLLARD GARDEN CLASSIC GARDEN REVIVAL

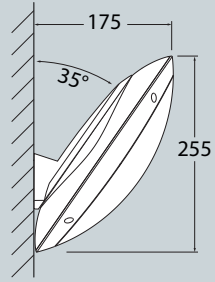
MADDI RANGE

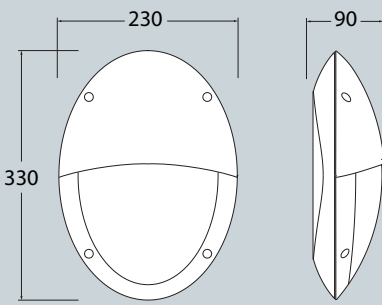
OVAL

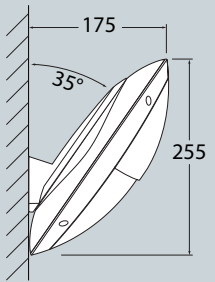


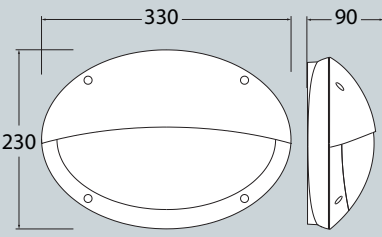


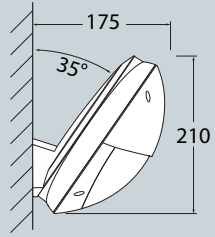
| MADDI E27 | |
|---|-------------|
| E27 lampholder | 1V3.000.E27 |
| Pcs 16 Kg 15,5 mc 0,194 | |
|  | |
| CCT SETTABLE GX53 LED LAMP INCLUDED 2700K/4000K/6500K | |
| MADDI GX53 | |
| 11,3W | 1V3.000.B1K |
| 17W | 1V3.000.E1K |

| REMI/MADDI E27 | |
|---|-------------|
| E27 lampholder | 1V3.602.E27 |
| E27 with sensor | 1V3.602.E57 |
| Pcs 16 Kg 18,7 mc 0,194 | |
|  | |
| CCT SETTABLE GX53 LED LAMP INCLUDED 2700K/4000K/6500K | |
| REMI/MADDI GX53 | |
| 11,3W | 1V3.602.B1K |
| 17W | 1V3.602.E1K |

| MADDI-VE E27 | |
|--|-------------|
| E27 lampholder | 2V3.000.E27 |
| Pcs 16 Kg 15,5 mc 0,194 | |
|  | |
| CCT SETTABLE GX53 LED LAMP INCLUDED 2700K/4000K/6500K | |
| MADDI-VE GX53 | |
| 11,3W | 2V3.000.B1K |
| 17W | 2V3.000.E1K |

| REMI/MADDI-VE E27 | |
|--|-------------|
| E27 lampholder | 2V3.602.E27 |
| E27 with sensor | 2V3.602.E57 |
| Pcs 16 Kg 18,7 mc 0,194 | |
|  | |
| CCT SETTABLE GX53 LED LAMP INCLUDED 2700K/4000K/6500K | |
| REMI/MADDI-VE GX53 | |
| 11,3W | 2V3.602.B1K |
| 17W | 2V3.602.E1K |

| MADDI-HL E27 | |
|---|-------------|
| E27 lampholder | 3V3.000.E27 |
| Pcs 16 Kg 15,5 mc 0,194 | |
|  | |
| CCT SETTABLE GX53 LED LAMP INCLUDED 2700K/4000K/6500K | |
| MADDI-HL GX53 | |
| 11,3W | 3V3.000.B1K |
| 17W | 3V3.000.E1K |

| REMI/MADDI-HL E27 | |
|---|-------------|
| E27 lampholder | 3V3.602.E27 |
| E27 with sensor | 3V3.602.E57 |
| Pcs 16 Kg 18,7 mc 0,194 | |
|  | |
| CCT SETTABLE GX53 LED LAMP INCLUDED 2700K/4000K/6500K | |
| REMI/MADDI-HL GX53 | |
| 11,3W | 3V3.602.B1K |
| 17W | 3V3.602.E1K |

| |
|----------------|
| LAMPS |
| POST |
| URBAN MODERN |
| URBAN REVIVAL |
| URBAN CLASSIC |
| SOLAR |
| BULKHEAD |
| FLOODLIGHT |
| BRICKLIGHT |
| IN-GROUND |
| DOWNLIGHT |
| UP&DOWN |
| BOLLARD |
| GARDEN CLASSIC |
| GARDEN REVIVAL |



SOLAR

GARDEN REVIVAL
GARDEN CLASSIC
BOLLARD
UP&DOWN
DOWNLIGHT
IN-GROUND
BRICKLIGHT
FLOODLIGHT
BULKHEAD
SOLAR
URBAN CLASSIC
URBAN REVIVAL
URBAN MODERN
POST
LAMPS

ROSETTA

CLASSIC SOLAR LED



SOLAR lantern in classic style with **motion sensor and replaceable battery**. Made of shockproof resin material, UV-rays stabilized, rust and corrosion-free. Modular construction suitable for post top and wall installation. Provided with TÜV-CB certified **LED solar module**, self-adjusting in “energy saving” or “full power” mode. Insulation class III, protection rating IP55

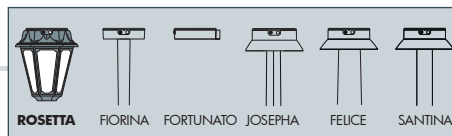
*Lanterna **SOLARE** in stile classico, con **senso di movimento e batteria sostituibile**. Realizzata in resina antiurto, stabilizzata ai raggi UV, inattaccabile da ruggine e corrosione. Idonea per il montaggio a palo o a parete. Fornita completa di **modulo solare a LED**, certificata TÜV-CB. Impostazione automatica della modalità “energy saving” o “full power”. Classe di isolamento III, grado di protezione IP55.*



R22.151.S3L

| | | |
|---------------|-----------------------|----------------------|
| | | |
| BUTTON ON-OFF | WIRELESS INSTALLATION | PIR SENSOR |
| | | |
| CE | IECEE CB SCHEME | INSULATION CLASS III |
| | | |
| RECYCLABLE | ANTI-SHOCK | UV-TREATED |
| | | |
| RESIDENTIAL | WALL | POST |





ROSETTA- COMPONENTS

IP55



LED SOLAR MODULE with motion sensor, photovoltaic panel and replaceable battery. Self-adjusting in "energy saving" or "full power" mode. High resistant tempered glass cover for long lasting optimised performances.

MODULO SOLARE A LED provvisto di sensore di movimento, pannello fotovoltaico e batteria sostituibile. Impostazione automatica nella modalità "energy saving" o "full power". Cover in vetro temprato ad alta resistenza per ottimizzare le prestazioni e renderle durature.

Lantern ROOF, made of shockproof resin material, provided with silicone rubber gasket to ensure a proper protection against external agent.

TETTO realizzato in resina in resina antiurto, provvisto di guarnizione in gomma siliconica per garantire un'adeguata protezione contro gli agenti esterni.

DIFFUSER with frosted finishing, one piece only, made of UV stabilized polymethylmethacrylate (PMMA).

DIFFUSORE satinato, in un unico pezzo, fabbricato in polimetilmetacrilato (PMMA) stabilizzato ai raggi UV.

CAGE made of shockproof resin material, UV-rays stabilized, rust and corrosion-free.

GABBIA realizzata in resina in resina antiurto, stabilizzata ai raggi UV, inattaccabile da ruggine e corrosione.

ROSETTA

R22.000 *



Dimensions and weight

Height: 240 mm
Width: 240 mm
Depth: 210 mm
Weight: 2,15 Kg

Moulded colours:

Black

Diffuser:

Frosted

SOLAR MODULE



Technical details on page 636.

SOLAR MODULE



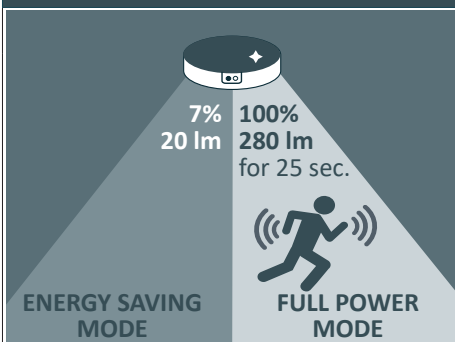
| POWER | LUMINOUS FLUX | COLOUR TEMP. | *ADD. SUFFIX |
|-------|---------------|--------------|--------------|
| 5V/2W | max 280 lm | 4000 K | .S3L |

BATTERY ACTIVATION BOTTOM



ON/OFF

SELF-ADJUSTING WORKING MODE



OFF MODE TO PRESERVE THE BATTERY

AUTONOMY 46h
(at fully charged battery)

CHARGING TIME 6h
at 60.000 Lux (full sunny day)

REPLACEABLE BATTERY



- LiFePO4 IFR 26650E3400,3,2V
- No risk of explosion
- Longer Lifetime

MOTION SENSOR



- PIR Sensor control
- Detection angle 120°
- Fields of detection up to 5mt
- Active for 25 sec.

SOLAR PANEL



- 5V/2W
- Monocrystalline
- Antishock tempered glass
- High resistant tempered glass

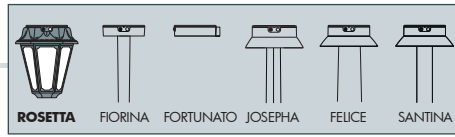
GARDEN REVIVAL
GARDEN CLASSIC
BOLLARD
UP&DOWN
DOWNLIGHT
IN-GROUND
BRICKLIGHT
FLOODLIGHT
BULKHEAD
SOLAR
URBAN CLASSIC
URBAN REVIVAL
URBAN MODERN
POST
LAMPS

ROSETTA

CLASSIC SOLAR LED



MADE IN ITALY



BISSO/ROSETTA
R22.131.S3L

Pcs 12
Kg 24,14
mc 0,216

ROSETTA
R22.000.S3L

Pcs 1
Kg 1,3
mc 0,018

MINILOT/ROSETTA
R22.111.S3L

Pcs 12
Kg 23,49
mc 0,216

MIZAR/ROSETTA
R22.151.S3L

Pcs 1
Kg 3,2
mc 0,070

IAFET/ROSETTA
R22.162.S3L

Pcs 1
Kg 4,8
mc 0,070

GARDEN REVIVAL
GARDEN CLASSIC
BOLLARD
UP&DOWN
DOWNLIGHT
IN-GROUND
BRICKLIGHT
FLOODLIGHT
BULKHEAD
SOLAR
URBAN CLASSIC
URBAN REVIVAL
URBAN MODERN
POST
LAMPS

FIORINA - FORTUNATO

MODERN SOLAR LED

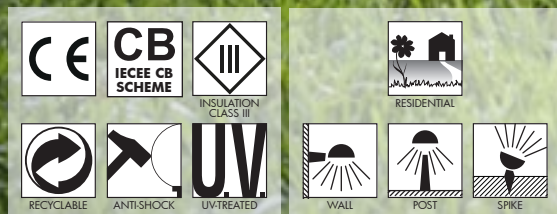


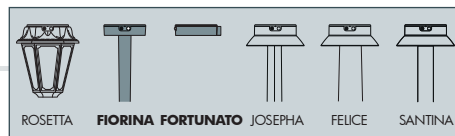
SOLAR lamp with **motion sensor** and **replaceable battery**. Made of shockproof resin material, UV-rays stabilized, rust and corrosion-free. Post or wall version available. Provided with TÜV-CB certified **LED solar module**, self-adjusting in “energy saving” or “full power” mode. Insulation class III, protection rating IP55.

*Lampada **SOLARE**, con **sensore di movimento** e **batteria sostituibile**. Realizzata in resina antiurto, stabilizzata ai raggi UV, inattaccabile da ruggine e corrosione. Disponibile nella versione a palo o a muro. Fornita completa di **modulo solare a LED** certificato TÜV-CB. Impostazione automatica della modalità “energy saving” o “full power”. Classe di isolamento III, grado di protezione IP55.*



FI1.542.S3L





FIORINA / FORTUNATO - COMPONENTS

IP55



FIORINA

LED SOLAR MODULE with motion sensor, photovoltaic panel and replaceable battery. Self-adjusting in "energy saving" or "full power" mode. High resistant tempered glass cover for long lasting optimised performances.

MODULO SOLARE A LED provvisto di sensore di movimento, pannello fotovoltaico e batteria sostituibile. Impostazione automatica nella modalità "energy saving" o "full power". Cover in vetro temprato ad alta resistenza per ottimizzare le prestazioni e renderle durature.

POLE in one piece only complete with spike. Made in shockproof resin material, UV rays stabilized, rust and corrosion free. Dual use: you can fix the spike outside the pole for in-ground installation, or inside the pole for surface installation with screws.

PALO in un unico pezzo completo di picchetto. Fabbricato in resina antiurto stabilizzato ai raggi UV, inattaccabile da ruggine e corrosione. Duplice utilizzo: il picchetto può essere montato all'esterno del palo per installazione diretta nel terreno o al suo interno per installazione al suolo mediante tasselli di fissaggio.

WALL BRACKET suitable to host the solar module. Made of shockproof resin material, UV-rays stabilized, rust and corrosion-free.

BRACCIO A MURO atto ad accogliere il modulo solare, realizzato in resina antiurto, stabilizzato ai raggi UV, inattaccabile da ruggine e corrosione.

DUAL USE



FORTUNATO

FIORINA



Dimensions and weight

Diameter: Ø160 mm
Height: 560mm
Weight: 1,3 Kg

FORTUNATO



Dimensions and weight

Width: 160 mm
Depth: 180 mm
Height: 40mm
Weight: 0,76 Kg

Moulded colours:

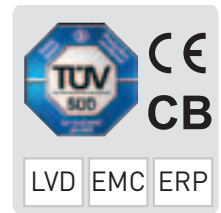
Black White Grey

SOLAR MODULE



| POWER | LUMINOUS FLUX | COLOUR TEMP. | *ADD. SUFFIX |
|-------|---------------|--------------|--------------|
| 5V/2W | max 280 lm | 4000 K | .S3L |

SOLAR MODULE



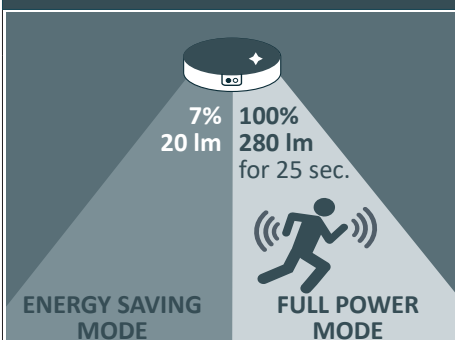
Technical details on page 636.

BATTERY ACTIVATION BOTTOM



ON/OFF

SELF-ADJUSTING WORKING MODE



OFF MODE TO PRESERVE THE BATTERY

AUTONOMY 46h
(at fully charged battery)

CHARGING TIME 6h
at 60.000 Lux (full sunny day)

REPLACEABLE BATTERY



- LiFePO4 IFR 26650E3400,3,2V
- No risk of explosion
- Longer Lifetime

MOTION SENSOR



- PIR Sensor control
- Detection angle 120°
- Fields of detection up to 5mt
- Active for 25 sec.

SOLAR PANEL



- 5V/2W
- Monocrystalline
- Antishock tempered glass
- High resistant tempered glass

LAMPS POST URBAN MODERN URBAN REVIVAL URBAN CLASSIC SOLAR BULKHEAD FLOODLIGHT BRICKLIGHT IN-GROUND DOWNLIGHT UP&DOWN BOLLARD GARDEN CLASSIC GARDEN REVIVAL

FIORINA - FORTUNATO

MODERN SOLAR LED



F01.000.S3L



F11.542.S3L



F11.542.S3L





FIORINA
FI1.542.S3L

Pcs 6
Kg 10,81
mc 0,147

FORTUNATO
FO1.000.S3L

Pcs 12
Kg 10,53
mc 0,057

GARDEN REVIVAL
GARDEN CLASSIC
BOLLARD
UP&DOWN
DOWNLIGHT
IN-GROUND
BRICKLIGHT
FLOODLIGHT
BULKHEAD
SOLAR
URBAN CLASSIC
URBAN REVIVAL
URBAN MODERN
POST
LAMPS

JOSEPHA

MODERN SOLAR LED



SOLAR lamp with **motion sensor** and **replaceable battery**. Made of shockproof resin material, UV-rays stabilized, rust and corrosion-free. Provided with TÜV-CB certified **LED solar module**, self-adjusting in "energy saving" or "full power" mode. Insulation class III, protection rating IP55.

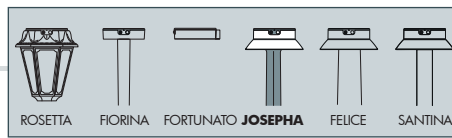
Lampada SOLARE, con sensore di movimento e batteria sostituibile. Realizzata in resina antiurto, stabilizzata ai raggi UV, inattaccabile da ruggine e corrosione. Fornita completa di modulo solare a LED certificato TÜV-CB. Impostazione automatica della modalità "energy saving" o "full power". Classe di isolamento III, grado di protezione IP55.



JS1.242.S3LOP2

| | | |
|---------------|-----------------------|----------------------|
| | | |
| BUTTON ON-OFF | WIRELESS INSTALLATION | PIR SENSOR |
| | | |
| CE | IECEE CB SCHEME | INSULATION CLASS III |
| | | |
| RECYCLABLE | ANTI-SHOCK | UV-TREATED |
| | | |
| RESIDENTIAL | WALL | POST |





JOSEPHA - COMPONENTS

IP55




LED SOLAR MODULE with motion sensor, photovoltaic panel and replaceable battery. Self-adjusting in "energy saving" or "full power" mode. High resistant tempered glass cover for long lasting optimised performances.

MODULO SOLARE A LED provvisto di sensore di movimento, pannello fotovoltaico e batteria sostituibile. Impostazione automatica nella modalità "energy saving" o "full power". Cover in vetro temprato ad alta resistenza per ottimizzare le prestazioni e renderle durature.

REFLECTOR designed to gather the lighting output and get its uniform spread. Made of shockproof resin material, UV-rays stabilized, rust and corrosion-free. Opal, clear or colored version available.

RIFLETTORE disegnato per raccogliere il fascio di luce e garantirne un'uniforme distribuzione. Realizzato in resina antiurto, stabilizzato ai raggi UV, inattaccabile da ruggine e corrosione. Disponibile nella versione opale, trasparente o colorata.



CONNECTOR made of shockproof resin material, to fix the solar module to the pole (Ø 60mm).

RACCORDO realizzato in resina antiurto atto ad agganciare il modulo solare al palo (Ø 60mm).

INSTALLATION ELEMENTS: Square section resin **POLE** or **BASE** for ground fixation.

ELEMENTI DI FISSAGGIO: **PALO** o **BASE** in resina a sezione quadrata per il fissaggio a terra.



JOSEPHA

Dimensions and weight
Diameter: Ø220 mm
Height: 160/810 mm
Weight: 1,05/2,1/Kg

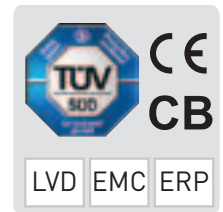
Moulded colours:

Black White Grey

Diffuser :

Opal Clear Blue Green

SOLAR MODULE



Technical details on page 636.

SOLAR MODULE



| POWER | LUMINOUS FLUX | COLOUR TEMP. | *ADD. SUFFIX |
|-------|---------------|--------------|--------------|
| 5V/2W | max 280 lm | 4000 K | .S3L |

| | |
|--|---|
| BATTERY ACTIVATION BOTTOM ON/OFF | SELF-ADJUSTING WORKING MODE |
| | AUTONOMY 46h (at fully charged battery) |
| OFF MODE TO PRESERVE THE BATTERY | CHARGING TIME 6h at 60.000 Lux (full sunny day) |

| |
|---|
| REPLACEABLE BATTERY <ul style="list-style-type: none"> • LiFePO4 IFR 26650E3400,3,2V • No risk of explosion • Longer Lifetime |
| MOTION SENSOR <ul style="list-style-type: none"> • PIR Sensor control • Detection angle 120° • Fields of detection up to 5mt • Active for 25 sec. |
| SOLAR PANEL <ul style="list-style-type: none"> • 5V/2W • Monocrystalline • Antishock tempered glass • High resistant tempered glass |

LAMPS POST URBAN MODERN URBAN REVIVAL URBAN CLASSIC SOLAR BULKHEAD FLOODLIGHT BRICKLIGHT IN-GROUND DOWNLIGHT UP&DOWN BOLLARD GARDEN CLASSIC GARDEN REVIVAL

JOSEPHA

MODERN SOLAR LED



JS1.114.S3LOP2



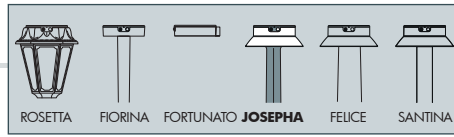
JS1.242.S3LOP2



JS1.242.S3LBU2

FI1.542.51K

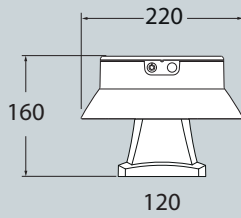




JOSEPHA 160

JS1.114.S3L

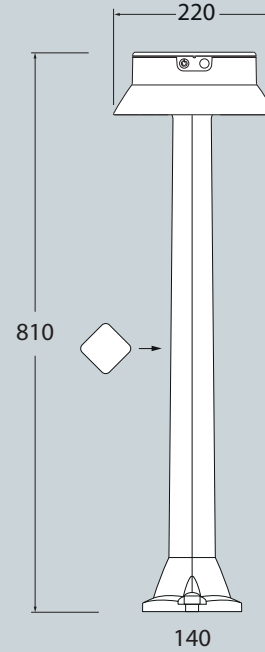
Pcs 18
Kg 19,06
mc 0,207



JOSEPHA 800

JS1.242.S3L


Pcs 1
Kg 2,14
mc 0,057



GARDEN REVIVAL
GARDEN CLASSIC
BOLLARD
UP&DOWN
DOWNLIGHT
IN-GROUND
BRICKLIGHT
FLOODLIGHT
BULKHEAD
SOLAR
URBAN CLASSIC
URBAN REVIVAL
URBAN MODERN
POST
LAMPS

FELICE

MODERN SOLAR LED




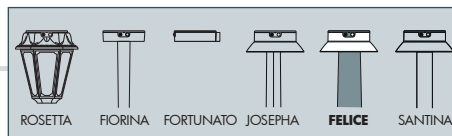
SOLAR bollard with **motion sensor** and **replaceable battery**. Made of shockproof resin material, UV-rays stabilized, rust and corrosion-free. Provided with TÜV-CB certified **LED solar module**, self-adjusting in “energy saving” or “full power” mode. Insulation class III, protection rating IP55.

Bollard SOLARE, con sensore di movimento e batteria sostituibile. Realizzato in resina antiurto, stabilizzato ai raggi UV, inattaccabile da ruggine e corrosione. Fornito completo di modulo solare a LED, certificato TÜV-CB. Impostazione automatica della modalità “energy saving” o “full power”. Classe di isolamento III, grado di protezione IP55.



FE1.573.S3LOP2





FELICE - COMPONENTS

IP55




LED SOLAR MODULE with motion sensor, photovoltaic panel and replaceable battery. Self-adjusting in "energy saving" or "full power" mode. High resistant tempered glass cover for long lasting optimised performances.

MODULO SOLARE A LED provvisto di sensore di movimento, pannello fotovoltaico e batteria sostituibile. Impostazione automatica nella modalità "energy saving" o "full power". Cover in vetro temprato ad alta resistenza per ottimizzare le prestazioni e renderle durature.

REFLECTOR designed to gather the lighting output and get its uniform spread. Made of shockproof resin material, UV-rays stabilized, rust and corrosion-free. Opal, clear or colored version available.

RIFLETTORE disegnato per raccogliere il fascio di luce e garantirne un'uniforme distribuzione. Realizzato in resina antiurto, stabilizzato ai raggi UV, inattaccabile da ruggine e corrosione. Disponibile nella versione opale, trasparente o colorata.



CONNECTOR made of shockproof resin material, to fix the solar module to the bollard pole (Ø 95mm).

RACCORDO realizzato in resina antiurto atto ad agganciare il modulo solare allo stelo del bollard (Ø 95mm).

INSTALLATION ELEMENTS:

- POLES for bollard versions
- SPIKE for in ground installation

ELEMENTI DI FISSAGGIO:

- STELI per versione bollard
- PICCHETTO per installazione nel terreno

FELICE



Dimensions and weight

Diameter: Ø220 mm
Height: 180/330/730 mm
Weight: 1,2/1,4/2,1 Kg

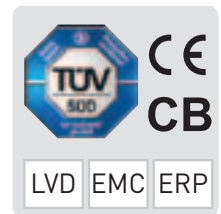
Moulded colours:

- Black
- White
- Grey

Diffuser :

- Opal
- Clear
- Blue
- Green

SOLAR MODULE



Technical details on page 636.

SOLAR MODULE

| | | | | | |
|--|--|-------|---------------|--------------|--------------|
| | | POWER | LUMINOUS FLUX | COLOUR TEMP. | *ADD. SUFFIX |
| | | 5V/2W | max 280 lm | 4000 K | .S3L |

BATTERY ACTIVATION BOTTOM

ON/OFF

SELF-ADJUSTING WORKING MODE

ENERGY SAVING MODE
7%
20 lm

FULL POWER MODE
100%
280 lm
for 25 sec.

OFF MODE TO PRESERVE THE BATTERY

AUTONOMY 46h
(at fully charged battery)

CHARGING TIME 6h
at 60.000 Lux (full sunny day)

REPLACEABLE BATTERY

- LiFePO4 IFR 26650E3400,3,2V
- No risk of explosion
- Longer Lifetime

MOTION SENSOR

- PIR Sensor control
- Detection angle 120°
- Fields of detection up to 5mt
- Active for 25 sec.

SOLAR PANEL

- 5V/2W
- Monocrystalline
- Antishock tempered glass
- High resistant tempered glass

GARDEN REVIVAL
GARDEN CLASSIC
BOLLARD
UP&DOWN
DOWNLIGHT
IN-GROUND
BRICKLIGHT
FLOODLIGHT
BULKHEAD
SOLAR
URBAN CLASSIC
URBAN REVIVAL
URBAN MODERN
POST
LAMPS

FELICE

MODERN SOLAR LED



FE1.572.S3LOP2



FE1.572.S3LBU2

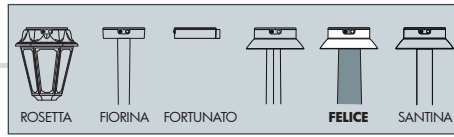


FE1.575.S3LOP2



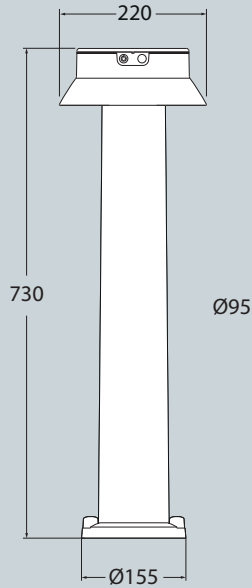
FE1.574.S3LGN2





FELICE 800

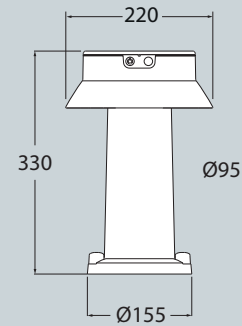
FE1.575.S3L



Pcs 4
Kg 11,13
mc 0,147

FELICE 400

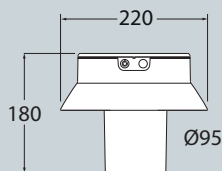
FE1.574.S3L



Pcs 12
Kg 17,61
mc 0,216

FELICE 200

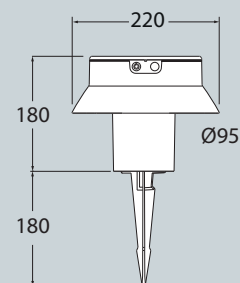
FE1.573.S3L



Pcs 18
Kg 23,20
mc 0,207

FELICE 200 SPIKE

FE1.572.S3L



Pcs 18
Kg 29,99
mc 0,207

GARDEN REVIVAL
GARDEN CLASSIC
BOLLARD
UP&DOWN
DOWNLIGHT
IN-GROUND
BRICKLIGHT
FLOODLIGHT
BULKHEAD
SOLAR
URBAN CLASSIC
URBAN REVIVAL
URBAN MODERN
POST
LAMPS

SANTINA

MODERN SOLAR LED



SOLAR bollard with **motion sensor** and **replaceable battery**. Made of shockproof resin material, UV-rays stabilized, rust and corrosion-free. Supplied with spike post in different sizes or with base for ground fixation. Provided with TÜV-CB certified, **LED solar module**, self-adjustable in “energy saving” or “full power” mode. Insulation class III, protection rating IP55.

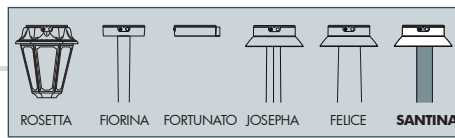
*Gamma di bollard **SOLARI**, con sensore di movimento e batteria sostituibile. Realizzato in resina antiurto, stabilizzato ai raggi UV, inattaccabile da ruggine e corrosione. Disponibile con palo a picchetto in diverse altezze o con base per installazione al suolo con tasselli. Fornito completo di modulo solare a LED certificato TÜV-CB. Impostazione automatica della modalità “energy saving” o “full power”. Classe di isolamento III, grado di protezione IP55.*



SL1.257.S3LOP2

| | | |
|---------------|-----------------------|----------------------|
| | | |
| BUTTON ON-OFF | WIRELESS INSTALLATION | PIR SENSOR |
| | | |
| CE | IECEE CB SCHEME | INSULATION CLASS III |
| | | |
| RECYCLABLE | ANTI-SHOCK | UV-TREATED |
| | | |
| PUBLIC | RESIDENTIAL | POST |
| | | |
| SPIKE | SPIKE | SPIKE |





SANTINA - COMPONENTS

IP55



LED SOLAR MODULE with motion sensor, photovoltaic panel and replaceable battery. Self-adjusting in "energy saving" or "full power" mode. High resistant tempered glass cover for long lasting optimised performances.

MODULO SOLARE A LED provvisto di sensore di movimento, pannello fotovoltaico e batteria sostituibile. Impostazione automatica nella modalità "energy saving" o "full power". Cover in vetro temprato ad alta resistenza per ottimizzare le prestazioni e renderle durature.

REFLECTOR designed to gather the lighting output and get its uniform spread. Made of shockproof resin material, UV-rays stabilized, rust and corrosion-free. Opal, clear or colored version available.

RIFLETTORE disegnato per raccogliere il fascio di luce e garantirne un'uniforme distribuzione. Realizzato in resina antiurto, stabilizzato ai raggi UV, inattaccabile da ruggine e corrosione. Disponibile nella versione opale, trasparente o colorata.

Opal (standard)



Clear



Green



Blue



CONNECTOR made of shockproof resin material, to fix the solar module to the bollard pole (Ø 60mm).

RACCORDO realizzato in resina antiurto atto ad agganciare il modulo solare allo stelo del bollard (Ø 60mm).

INSTALLATION ELEMENTS:

- POLES with base for ground fixation
- SPIKE poles for in-ground fixation

ELEMENTI DI FISSAGGIO:

- STELI con base per fissaggio al suolo mediante tasselli
- STELI a picchetto per fissaggio nel terreno



Dimensions and weight

Diameter: Ø220 mm
Height: 300/500/800 mm
Weight: 1,8/2,1/2,6 Kg


Moulded colours:

Black

Diffuser :

- Opal
- Clear
- Blue
- Green

SOLAR MODULE



Technical details on page 636.

SOLAR MODULE



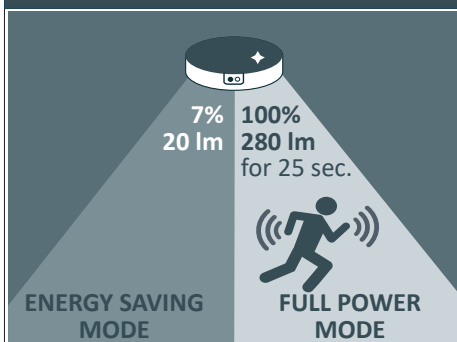
| POWER | LUMINOUS FLUX | COLOUR TEMP. | *ADD. SUFFIX |
|-------|---------------|--------------|--------------|
| 5V/2W | max 280 lm | 4000 K | .S3L |

BATTERY ACTIVATION BOTTON



ON/OFF

SELF-ADJUSTING WORKING MODE



OFF MODE TO PRESERVE THE BATTERY

AUTONOMY 46h
(at fully charged battery)

CHARGING TIME 6h
at 60.000 Lux (full sunny day)

REPLACEABLE BATTERY



- LiFePO4 IFR 26650E3400,3,2V
- No risk of explosion
- Longer Lifetime

MOTION SENSOR



- PIR Sensor control
- Detection angle 120°
- Fields of detection up to 5mt
- Active for 25 sec.

SOLAR PANEL



- 5V/2W
- Monocrystalline
- Antishock tempered glass
- High resistant tempered glass

LAMPS POST URBAN MODERN URBAN REVIVAL URBAN CLASSIC SOLAR BULKHEAD FLOODLIGHT BRICKLIGHT IN-GROUND DOWNLIGHT UP&DOWN BOLLARD GARDEN CLASSIC GARDEN REVIVAL

SANTINA

MODERN SOLAR LED



SL1.255.S3LCL2



SL1.257.S3LOP2

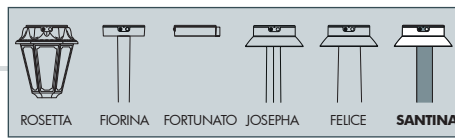


SL1.259.S3LOP2



SL1.259.S3LBU2

MADE IN ITALY



SANTINA 800
SL1.257.S3L

800
Ø60
220
Ø170

Pcs 1
Kg 3,46
mc 0,057

SANTINA 500
SL1.256.S3L

500
Ø60
220
Ø170

Pcs 1
Kg 2,77
mc 0,035

SANTINA 300
SL1.255.S3L

300
Ø60
220
Ø170

Pcs 1
Kg 2,19
mc 0,025

SANTINA 800 SPIKE
SL1.260.S3L

800
Ø60
220
~300

Pcs 1
Kg 3,73
mc 0,077

SANTINA 500 SPIKE
SL1.259.S3L

500
Ø60
220
~300

Pcs 1
Kg 2,87
mc 0,057

SANTINA 300 SPIKE
SL1.258.S3L

300
Ø60
220
~250

Pcs 1
Kg 2,62
mc 0,035



URBAN CLASSIC

LAMPS

POST

URBAN MODERN

URBAN REVIVAL

URBAN CLASSIC

SOLAR

BULKHEAD

FLOODLIGHT

BRICKLIGHT

IN-GROUND

DOWNLIGHT

UP&DOWN

BOLLARD

GARDEN CLASSIC

GARDEN REVIVAL

GARDEN REVIVAL
GARDEN CLASSIC
BOLLARD
UP&DOWN
DOWNLIGHT
IN-GROUND
BRICKLIGHT
FLOODLIGHT
BULKHEAD
SOLAR
URBAN CLASSIC
URBAN REVIVAL
URBAN MODERN
POST
LAMPS

NOEMI HIGH POWER LED

LARGE SIZE



Hexagonal lantern made in shockproof resin material, UV rays stabilized, rust and corrosion-free. Modular construction suitable for post top, wall and hanging installation. Provided with reflective ceiling designed to host the lighting source and equipped with TÜV-CB certified, long-life and efficient **E27 high power LED lamp included**. Insulation class II, Protection rating IP55.

*Lanterna esagonale realizzata in resina antiurto, stabilizzata ai raggi UV, inattaccabile da ruggine e corrosione. Idonea per il montaggio a palo, a sospensione o a parete. Provvista di soffitto riflettente progettato per accogliere la sorgente luminosa e fornita **completa di lampada a LED E27 ad ALTA POTENZA**, certificata TÜV-CB di lunga durata ed elevata efficienza. Classe di isolamento II, grado di protezione IP55.*

E35.121.Q1K

E27 HIGH POWER LED

INDOOR & OUTDOOR USE

+80°C
-30°C

90% HUMIDITY

VOLTAGE SURGE RESISTANT

DRIVER SILICONE PROTECTION

CCT SETTABLE

3000 K 4000 K

SDCM < 6

| | | | | | | |
|--|--|--|--|--|--|--|
| | | | | | | |
| | | | | | | |





NOEMI HIGH POWER LED - LANTERN COMPONENTS

IP55



Decorative **PINNACLE** to be mounted on the roof top for post installation or on the lantern base for hanging installation.

PINNACOLO decorativo applicabile alla sommità del tetto (montaggio a palo) o sulla base della gabbia (montaggio a sospensione).

Lantern **ROOF** made of shockproof resin material. Tool-free opening for relamping and maintenance.

TETTO realizzato in resina antiurto. Rimovibile senza l'ausilio di attrezzi per manutenzione e cambio lampadina.

High temperature resistant reflective **CEILING** made of shockproof resin material. Provided with E27 lampholder and equipped with **HIGH POWER LED lamp**. Designed to host and protect the lighting source, granting its safe and quick installation.

SOFFITTO riflettente realizzato in resina antiurto ad alta resistenza al calore. Fornito completo di portalamпада E27 e provvisto di lampada a LED ad ALTA POTENZA. Progettato per accogliere e proteggere la sorgente luminosa garantendone una veloce e sicura installazione.

DIFFUSER of UV-rays stabilized PMMA, with recess for a power supply cable. One piece only closed at the base to ensure high protection against external agents.

DIFFUSORE in PMMA resistente ai raggi UV, provvisto di sede per l'alloggiamento del cavo di alimentazione. Realizzato in unico pezzo chiuso alla base per garantire un alto livello di protezione contro gli agenti esterni.

CAGE made of shockproof resin material, UV-rays stabilized, rust and corrosion-free.

GABBIA realizzata in resina antiurto, stabilizzata ai raggi UV, inattaccabile da ruggine e corrosione.

NOEMI HIGH POWER LED

E35.000 *



Dimensions and weight

Height: 530 mm
Width: 350 mm
Depth: 305 mm
Weight: 3,9 Kg
Junction to support: diameter 60 mm
Area exposed to wind pressure:
CxS = m² 0,110

Moulded colours:

Black White

Painted colours:

Antique green Antique bronze

Diffuser PMMA:

Clear Opal

HIGH POWER LED



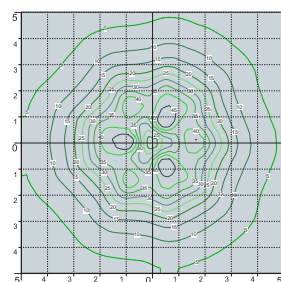
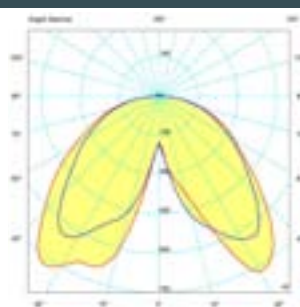
- **COST SAVING:** long-life and efficient LED light source.
- **BUILT-IN DRIVER:** quick and easy lamp replacement.
- **GREAT FLEXIBILITY:** E27 standard lamp holder.
- **FUTURE-PROOFED LUMINARIES:** performances easy to upgrade to latest technology developments.
- **SUITABLE FOR OUTDOOR USE:** built-in driver fully protected against heat and humidity by silicone paste.

100 - 240 V

Lantern equipped with TÜV-CB certified, long-life and efficient **E27 high power LED lamp**, granting the same luminous flux of traditional SON/HQI lighting sources. The lamp can be quickly and easily replaced, making the luminaries maintenance very simple.

| LAMP | POWER | LUMINOUS FLUX UP TO | COLOUR TEMP. | *ADD. SUFFIX |
|-----------------|-------|---------------------|------------------|--------------|
| CCT SET LED E27 | 15 W | 1690 lm | 4000 K 3000 K | .R1K |
| | 30 W | 3620 lm | 4000 K 3000 K | .Q1K |
| LED E27 | 50W | 6550 lm | 4000 K | .H1L |
| | | | 3000 K | .H1R |

PHOTOMETRIC DATA SAMPLE



NOEMI E27 LED HIGH POWER 30W

POST height 3mt
10x10mt area: average 15 lux

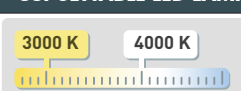
The photometric data for all the versions are available upon request or on our website.

LED LAMPS



Comply with: EU2019/2015
EU2019/2020
Technical details on page 636.

CCT SETTABLE LED LAMP(*)



CCT switch settable in two different positions, to select the desired Kelvin temperature (3000K/4000K) and get a customized ambiance. (15 and 30W only)

* ADD THESE SUFFIXES TO THE REFERENCES MENTIONED IN THE CATALOGUE

GARDEN REVIVAL
GARDEN CLASSIC
BOLLARD
UP&DOWN
DOWNLIGHT
IN-GROUND
BRICKLIGHT
FLOODLIGHT
BULKHEAD
SOLAR
URBAN CLASSIC
URBAN REVIVAL
URBAN MODERN
POST
LAMPS

NOEMI E27

LARGE SIZE



E27 hexagonal lantern in classic style, made of shockproof resin material, UV-rays stabilized, rust and corrosion-free. Modular construction suitable for post top, hanging and wall installation. Provided with high temperature resistant ceiling suitable for ballast fixation. Insulation class II, protection rating IP 55.

Lanterna esagonale E27 in stile classico, realizzata in resina antiurto, stabilizzata ai raggi UV, inattaccabile da ruggine e corrosione. Idonea per il montaggio a palo, a sospensione o a parete. Fornita con soffitto ad alta resistenza al calore idoneo per il fissaggio dei reattori. Classe di isolamento II, grado di protezione IP55.

| | | | | |
|---------------------------------|----------------|-------------------------|---------|--|
| | | | CCT SET | |
| 6,5W 800 lm | 8,5W 920 lm | 11W 1200 lm | | |
| 2700 K | 2700 K | 4000 K | 6500 K | |
| +80°C -30°C | 90% HUMIDITY | VOLTAGE SURGE RESISTANT | | |
| INDOOR & OUTDOOR USE | | | | |

E35.000.F1R

| | | | |
|--|--|--|--|
| | | | |
| | | | |
| | | | |
| | | | |





NOEMI E27 - LANTERN COMPONENTS

IP55



Decorative **PINNACLE** to be mounted on the roof top for post installation or on the lantern base for hanging installation.

PINNACOLO decorativo applicabile alla sommità del tetto (montaggio a palo) o sulla base della gabbia (montaggio a sospensione).

Lantern **ROOF** made of shockproof resin material. Tool-free opening for relamping and maintenance.

TETTO realizzato in resina antiurto. Removibile senza l'ausilio di attrezzi per manutenzione e cambio lampadina.

High temperature resistant reflective **CEILING** made of shockproof resin material. Provided with E27 lampholder and suitable for ballast fixation.

SOFFITTO riflettente realizzato in resina antiurto ad alta resistenza al calore. Fornito completo di portalamпада E27 e idoneo per il fissaggio dei reattori.

DIFFUSER of UV-rays stabilized PMMA, with recess for a power supply cable. One piece only closed at the base to ensure high protection against external agents.

DIFFUSORE in PMMA resistente ai raggi UV, provvisto di sede per l'alloggiamento del cavo di alimentazione. Realizzato in unico pezzo chiuso alla base per garantire un alto livello di protezione contro gli agenti esterni.

CAGE made of shockproof resin material, UV-rays stabilized, rust and corrosion-free.

GABBIA realizzata in resina antiurto, stabilizzata ai raggi UV, inattaccabile da ruggine e corrosione.

NOEMI E27

E35.000 *



Dimensions and weight

Height: 530 mm
Width: 350 mm
Depth: 305 mm
Weight: 3,2 Kg
Junction to support: diameter 60 mm
Area exposed to wind pressure:
CxS = m² 0,110

Moulded colours:

Black White

Painted colours:

Antique green Antique bronze

Diffuser PMMA:




Clear Opal

E27 VERSION

100 - 240 V

*ADD. SUFFIX



| Suitable lamps: CFL-LED-SON-HQI MAX 70W | | E27 lampholder only | | .E27 |
|---|-------|------------------------|----------------------------|------|
| LAMP | POWER | LUMINOUS FLUX UP TO | COLOUR TEMP. | |
|  FILAMENT LED E27 | 6,5W | 800 lm | 2700 K | .F1R |
|  CCT SET LED E27 (*) | 8,5 W | 920 lm | 6500 K 4000 K 2700 K | .V1K |
|  CCT SET LED E27 (*) | 11 W | 1200 lm | 6500 K 4000 K 2700 K | .T1K |

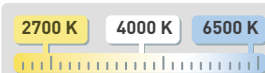
E27 lantern supplied as an option with TÜV-CB certified, long-life, efficient LED lamps suitable for outdoor use.

LED LAMPS



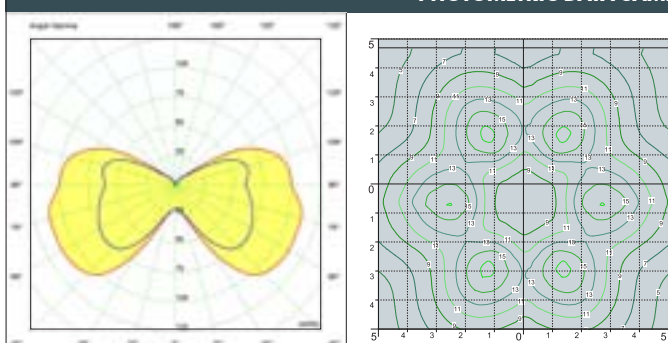
Comply with: EU2019/2015
EU2019/2020
Technical details on page 636.

CCT SETTABLE LED LAMP(*)



CCT switch settable in three different positions, to select the desired Kelvin temperature (2700K/4000K/6500K) and get a customized ambience.

PHOTOMETRIC DATA SAMPLE



NOEMI E27 clear SON 70W.

POST height 3mt
10 x 10mt area: average 11 lux

The photometric data for all the versions are available upon request or on our website.

* ADD THESE SUFFIXES TO THE REFERENCES MENTIONED IN THE CATALOGUE

LAMPS POST URBAN MODERN URBAN REVIVAL URBAN CLASSIC SOLAR BULKHEAD FLOODLIGHT BRICKLIGHT IN-GROUND DOWNLIGHT UP&DOWN BOLLARD GARDEN CLASSIC GARDEN REVIVAL

NOEMI

LARGE SIZE



E35.157.Q1K



E35.132.Q1K



E35.121.Q1K



E35.132.Q1K



E35.113.R1K



E35.162.R1K





OFIR/NOEMI
E35.132

Pcs 1
Kg 4,6
mc 0,048

EVA/NOEMI
E35.181

Pcs 1
Kg 10,9
mc 0,168

NOEMI
E35.000

Pcs 1
Kg 3,9
mc 0,043

LOT/NOEMI
E35.113

Pcs 1
Kg 4,8
mc 0,061

Ø190

MIRRA/NOEMI
E35.142

Pcs 1
Kg 9,5
mc 0,083

SICHEM/NOEMI
E35.121

Pcs 1
Kg 4,4
mc 0,048

RICU/NOEMI
E35.157

Pcs 2
Kg 27,8
mc 0,310

Ø245

GIGI/NOEMI
E35.156

Pcs 2
Kg 26,3
mc 0,278

Ø245

ARTU'/NOEMI
E35.158

Pcs 2
Kg 23,3
mc 0,247

Ø245

ALOE'.R/NOEMI resin
E35.163

Pcs 2
Kg 12,8
mc 0,182

Ø 190

IAFET.R/NOEMI resin
E35.162

Pcs 2
Kg 13,1
mc 0,153

Ø 190

GARDEN REVIVAL
GARDEN CLASSIC
BOLLARD
UP&DOWN
DOWNLIGHT
IN-GROUND
BRICKLIGHT
FLOODLIGHT
BULKHEAD
SOLAR
URBAN CLASSIC
URBAN REVIVAL
URBAN MODERN
POST
LAMPS

LAMPS
POST
URBAN MODERN
URBAN REVIVAL
URBAN CLASSIC
SOLAR
BULKHEAD
FLOODLIGHT
BRICKLIGHT
IN-GROUND
DOWNLIGHT
UP&DOWN
BOLLARD
GARDEN CLASSIC
GARDEN REVIVAL

NEBO/NOEMI

LARGE SIZE



E35.201.R20.Q1K



E35.201.R20.Q1K



E35.201.Q1K





NEBO OFIR/NOEMI 2L
E35.201.R20

Pcs 1
Kg 31,9
mc 0,268

NEBO OFIR/NOEMI 3L
E35.201.R30

Pcs 1
Kg 35,8
mc 0,342

NEBO/NOEMI
E35.201

Pcs 1
Kg 24,9
mc 0,196

NEBO OFIR/NOEMI 2L
E35.201.R20

Pcs 1
Kg 31,9
mc 0,268

NEBO OFIR/NOEMI 3L
E35.201.R30

Pcs 1
Kg 35,8
mc 0,342

LAMPS
POST
URBAN MODERN
URBAN REVIVAL
URBAN CLASSIC
SOLAR
BULKHEAD
FLOODLIGHT
BRICKLIGHT
IN-GROUND
DOWNLIGHT
UP&DOWN
BOLLARD
GARDEN CLASSIC
GARDEN REVIVAL

TABOR/NOEMI

LARGE SIZE





TABOR OFIR/NOEMI 2L
E35.204.R20

Pcs 1
Kg 36,4
mc 0,295

TABOR OFIR/NOEMI 3L
E35.204.R30

Pcs 1
Kg 39,5
mc 0,369

TABOR/NOEMI
E35.204

Pcs 1
Kg 29,4
mc 0,223

Ø275

TABOR OFIR/NOEMI 2L
E35.204.R20

Pcs 1
Kg 36,4
mc 0,295

Ø275

TABOR OFIR/NOEMI 3L
E35.204.R30


Pcs 1
Kg 39,5
mc 0,369

Ø275

LAMPS
POST
URBAN MODERN
URBAN REVIVAL
URBAN CLASSIC
SOLAR
BULKHEAD
FLOODLIGHT
BRICKLIGHT
IN-GROUND
DOWNLIGHT
UP&DOWN
BOLLARD
GARDEN CLASSIC
GARDEN REVIVAL

HOREB/NOEMI

LARGE SIZE



E35.207.M30.Q1K



E35.171.Q1K



E35.207.M21.Q1K



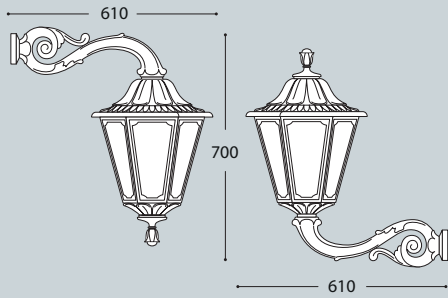
MADE IN ITALY



ADAM/NOEMI

E35.171

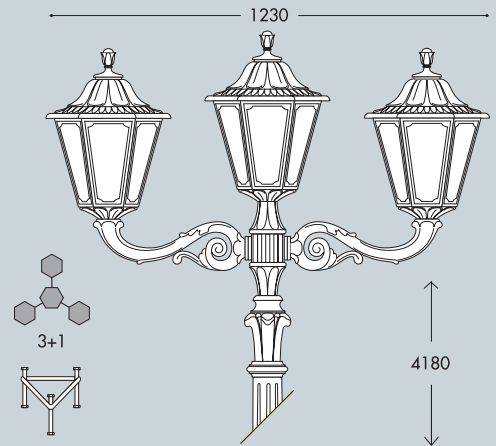
Pcs 1
Kg 5,3
mc 0,083



HOREB ADAM/NOEMI 3+1

E35.207.M31

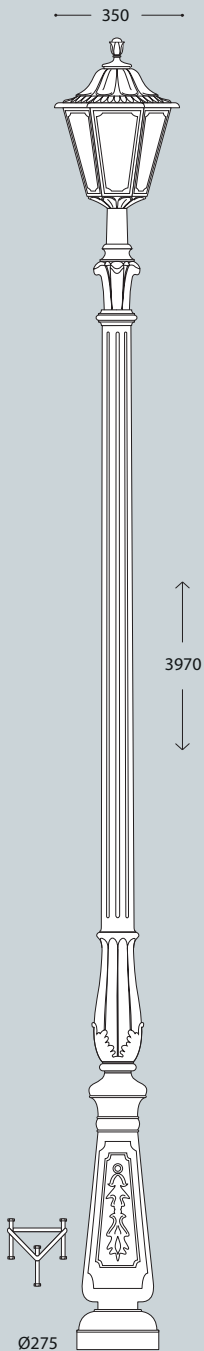
Pcs 1
Kg 48
mc 0,476



HOREB/NOEMI

E35.207

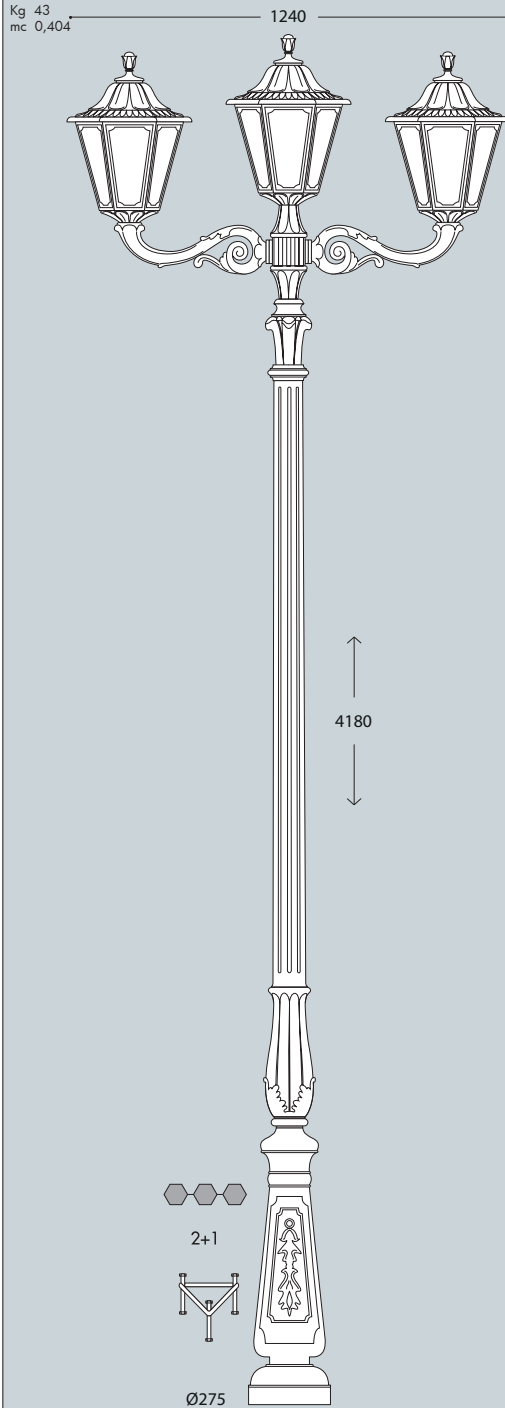
Pcs 1
Kg 31,9
mc 0,249



HOREB ADAM/NOEMI 2+1

E35.207.M21

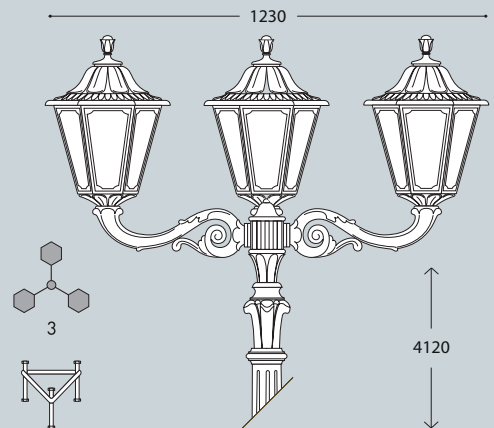
Pcs 1
Kg 43
mc 0,404



HOREB ADAM/NOEMI 3L

E35.207.M30

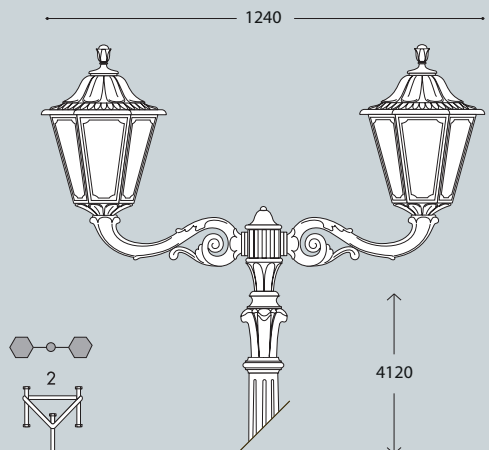
Pcs 1
Kg 44,1
mc 0,414



HOREB ADAM/NOEMI 2L

E35.207.M20

Pcs 1
Kg 38,8
mc 0,342



LAMPS
POST
URBAN MODERN
URBAN REVIVAL
URBAN CLASSIC
SOLAR
BULKHEAD
FLOODLIGHT
BRICKLIGHT
IN-GROUND
DOWNLIGHT
UP&DOWN
BOLLARD
GARDEN CLASSIC
GARDEN REVIVAL

KARMEL 3000/NOEMI

LARGE SIZE



E35.231.R20.Q1K



E35.231.R30.Q1K



E35.231.Q1K

MADE IN ITALY



KARMEI 3000 OFIR/NOEMI 2L
E35.231.R20

Pcs 1
Kg 36,4
mc 0,295

KARMEI 3000 OFIR/NOEMI 3L
E35.231.R30

Pcs 1
Kg 39,5
mc 0,369

KARMEI 3000/NOEMI
E35.231

Pcs 1
Kg 29,4
mc 0,223

KARMEI 3000 OFIR/NOEMI 2L
E35.231.R20

Pcs 1
Kg 36,4
mc 0,295

KARMEI 3000 OFIR/NOEMI 3L
E35.231.R30

Pcs 1
Kg 39,5
mc 0,369

LAMPS
POST
URBAN MODERN
URBAN REVIVAL
URBAN CLASSIC
SOLAR
BULKHEAD
FLOODLIGHT
BRICKLIGHT
IN-GROUND
DOWNLIGHT
UP&DOWN
BOLLARD
GARDEN CLASSIC
GARDEN REVIVAL

KARMEL 3500-4000/NOEMI

LARGE SIZE



E35.234.M21.Q1K



E35.171.Q1K



E35.234.Q1K





KARMEL 3500-4000/NOEMI

LARGE SIZE

KARMEL 3500/NOEMI
E35.234

Pcs 1
Kg 31,9
mc 0,249

350

3970

Ø275

| KARMEL 3500 ADAM/NOEMI 2+1 | KARMEL 4000 ADAM/NOEMI 2+1 |
|-------------------------------|-------------------------------|
| E35.234.M21 | E35.237.M21 |
| Pcs 1 Kg 43 mc 0,404 | Pcs 1 Kg 45,5 mc 0,431 |

1240

4180
4680

2+1

Ø275

| KARMEL 3500 ADAM/NOEMI 3L | KARMEL 4000 ADAM/NOEMI 3L |
|------------------------------|------------------------------|
| E35.234.M30 | E35.237.M30 |
| Pcs 1 Kg 44,1 mc 0,414 | Pcs 1 Kg 46,6 mc 0,441 |

1230

4120
4620

3

| KARMEL 3500 ADAM/NOEMI 3+1 | KARMEL 4000 ADAM/NOEMI 3+1 |
|-------------------------------|-------------------------------|
| E35.234.M31 | E35.237.M31 |
| Pcs 1 Kg 48 mc 0,476 | Pcs 1 Kg 50,5 mc 0,503 |

1230

4180
4680

3+1

| KARMEL 3500 ADAM/NOEMI 2L | KARMEL 4000 ADAM/NOEMI 2L |
|------------------------------|------------------------------|
| E35.234.M20 | E35.237.M20 |
| Pcs 1 Kg 38,8 mc 0,342 | Pcs 1 Kg 41,3 mc 0,369 |

1240

4120
4620

2

GARDEN REVIVAL
GARDEN CLASSIC
BOLLARD
UP&DOWN
DOWNLIGHT
IN-GROUND
BRICKLIGHT
FLOODLIGHT
BULKHEAD
SOLAR
URBAN CLASSIC
URBAN REVIVAL
URBAN MODERN
POST
LAMPS

SILOE HIGH POWER LED

LARGE SIZE



Hexagonal lantern made in shockproof resin material, UV rays stabilized, rust and corrosion-free. Modular construction suitable for post top, wall and hanging installation. Provided with reflective ceiling designed to host the lighting source and equipped with TÜV-CB certified, long-life and efficient E27 high power LED lamp included. Insulation class II, Protection rating IP55.

Lantern a esagonale realizzata in resina antiurto, stabilizzata ai raggi UV, inattaccabile da ruggine e corrosione. Idonea per il montaggio a palo, a sospensione o a parete. Provvista di soffitto riflettente progettato per accogliere la sorgente luminosa e fornita completa di lampada a LED E27 ad ALTA POTENZA, certificata TÜV-CB di lunga durata ed elevata efficienza. Classe di isolamento II, grado di protezione IP55.

K35.132.Q1K

E27 HIGH POWER LED

INDOOR & OUTDOOR USE

+80°C
-30°C

90% HUMIDITY

VOLTAGE SURGE RESISTANT

DRIVER SILICONE PROTECTION

CCT SETTABLE

3000 K 4000 K

SDCM < 6

| | | | |
|--|--|--|--|
| | | | |
| | | | |
| | | | |
| | | | |
| | | | |
| | | | |



SILOE HIGH POWER LED - LANTERN COMPONENTS

IP55



Decorative **PINNACLE** to be mounted on the roof top for post installation or on the lantern base for hanging installation.

PINNACOLO decorativo applicabile alla sommità del tetto (montaggio a palo) o sulla base della gabbia (montaggio a sospensione).

Lantern **ROOF** made of shockproof resin material. Tool-free opening for relamping and maintenance.

TETTO realizzato in resina antiurto. Rimovibile senza l'ausilio di attrezzi per manutenzione e cambio lampadina.

High temperature resistant reflective **CEILING** made of shockproof resin material. Provided with E27 lampholder and equipped with **HIGH POWER LED lamp**. Designed to host and protect the lighting source, granting its safe and quick installation.

SOFFITTO riflettente realizzato in resina antiurto ad alta resistenza al calore. Fornito completo di portalamпада E27 e provvisto di lampada a LED ad ALTA POTENZA. Progettato per accogliere e proteggere la sorgente luminosa garantendone una veloce e sicura installazione.

DIFFUSER of UV-rays stabilized PMMA, with recess for a power supply cable. One piece only closed at the base to ensure high protection against external agents.

DIFFUSORE in PMMA resistente ai raggi UV, provvisto di sede per l'alloggiamento del cavo di alimentazione. Realizzato in unico pezzo chiuso alla base per garantire un alto livello di protezione contro gli agenti esterni.

CAGE made of shockproof resin material, UV-rays stabilized, rust and corrosion-free.

GABBIA realizzata in resina antiurto, stabilizzata ai raggi UV, inattaccabile da ruggine e corrosione.

SILOE HIGH POWER LED

K35.000 *



Dimensions and weight

Height: 530 mm
Width: 350 mm
Depth: 305 mm
Weight: 3,9 Kg
Junction to support: diameter 60 mm
Area exposed to wind pressure:
CxS = m² 0,113

Moulded colours:

Black White

Painted colours:

Antique green Antique bronze

Diffuser PMMA:

Clear Opal




HIGH POWER LED



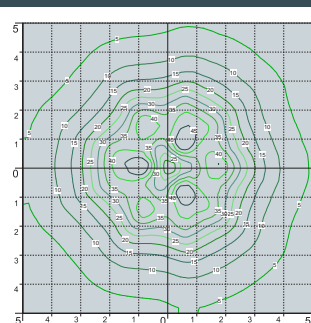
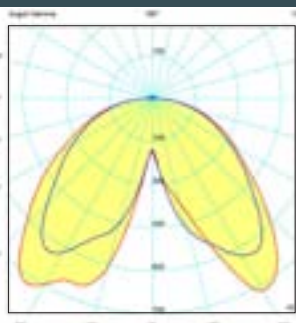
- **COST SAVING:** long-life and efficient LED light source.
- **BUILT-IN DRIVER:** quick and easy lamp replacement.
- **GREAT FLEXIBILITY:** E27 standard lamp holder.
- **FUTURE-PROOFED LUMINARIES:** performances easy to upgrade to latest technology developments.
- **SUITABLE FOR OUTDOOR USE:** built-in driver fully protected against heat and humidity by silicone paste.

100 - 240 V

Lantern equipped with TÜV-CB certified, long-life and efficient **E27 high power LED lamp**, granting the same luminous flux of traditional SON/HQI lighting sources. The lamp can be quickly and easily replaced, making the luminaries maintenance very simple.

| LAMP | POWER | LUMINOUS FLUX UP TO | COLOUR TEMP. | *ADD. SUFFIX |
|---|-------|---------------------|--------------|--------------|
|  | 15 W | 1690 lm | 4000 K | .R1K |
| | | | 3000 K | |
|  | 30 W | 3620 lm | 4000 K | .Q1K |
| | | | 3000 K | |
|  | 50W | 6550 lm | 4000 K | .H1L |
| | | | 3000 K | .H1R |

PHOTOMETRIC DATA SAMPLE



SILOE E27 LED HIGH POWER 30W

POST height 3mt
10x10mt area: average 15 lux

The photometric data for all the versions are available upon request or on our website.

LED LAMPS



Comply with: EU2019/2015
EU2019/2020
Technical details on page 636.

CCT SETTABLE LED LAMP(*)



CCT switch settable in two different positions, to select the desired Kelvin temperature (3000K/4000K) and get a customized ambiance. (15 and 30W only)

* ADD THESE SUFFIXES TO THE REFERENCES MENTIONED IN THE CATALOGUE

GARDEN REVIVAL
GARDEN CLASSIC
BOLLARD
UP&DOWN
DOWNLIGHT
IN-GROUND
BRICKLIGHT
FLOODLIGHT
BULKHEAD
SOLAR
URBAN CLASSIC
URBAN REVIVAL
URBAN MODERN
POST
LAMPS

SILOE E27

LARGE SIZE



E27 hexagonal lantern in classic style, made of shockproof resin material, UV-rays stabilized, rust and corrosion-free. Modular construction suitable for post top, hanging and wall installation. Provided with high temperature resistant ceiling suitable for ballast fixation. Insulation class II, protection rating IP 55.

Lanterna esagonale E27 in stile classico, realizzata in resina antiurto, stabilizzata ai raggi UV, inattaccabile da ruggine e corrosione. Idonea per il montaggio a palo, a sospensione o a parete. Fornita con soffitto ad alta resistenza al calore idoneo per il fissaggio dei reattori. Classe di isolamento II, grado di protezione IP55.

| | | | |
|---------------------------------|-----------------|----------------------------|------------|
| | | | TUV |
| 6,5W 800 lm | 8,5W 920 lm | 11W 1200 lm | |
| 2700 K | 2700 K | 4000 K | 6500 K |
| +80°C -30° | 90% HUMIDITY | VOLTAGE SURGE RESISTANT | |
| INDOOR & OUTDOOR USE | | | |



K35.000.F1R

| | | | |
|--|--|--|--|
| | | | |
| | | | |
| | | | |
| | | | |

MADE IN ITALY



SILOE E27 - LANTERN COMPONENTS

IP55



Decorative **PINNACLE** to be mounted on the roof top for post installation or on the lantern base for hanging installation.

PINNACOLO decorativo applicabile alla sommità del tetto (montaggio a palo) o sulla base della gabbia (montaggio a sospensione).

Lantern **ROOF** made of shockproof resin material. Tool-free opening for relamping and maintenance.

TETTO realizzato in resina antiurto. Rimovibile senza l'ausilio di attrezzi per manutenzione e cambio lampadina.

High temperature resistant reflective **CEILING** made of shockproof resin material. Provided with E27 lampholder and suitable for ballast fixation.

SOFFITTO riflettente realizzato in resina antiurto ad alta resistenza al calore. Fornito completo di portalampada E27 e idoneo per il fissaggio dei reattori.

DIFFUSER of UV-rays stabilized PMMA, with recess for a power supply cable. One piece only closed at the base to ensure high protection against external agents.

DIFFUSORE in PMMA resistente ai raggi UV, provvisto di sede per l'alloggiamento del cavo di alimentazione. Realizzato in unico pezzo chiuso alla base per garantire un alto livello di protezione contro gli agenti esterni.

CAGE made of shockproof resin material, UV-rays stabilized, rust and corrosion-free.

GABBIA realizzata in resina antiurto, stabilizzata ai raggi UV, inattaccabile da ruggine e corrosione.

SILOE E27

K35.000 *



Dimensions and weight

Height: 530 mm
Width: 350 mm
Depth: 305 mm
Weight: 3,2 Kg
Junction to support: diameter 60 mm
Area exposed to wind pressure: CxS = m² 0,113

Moulded colours:

Black White

Painted colours:

Antique green Antique bronze

Diffuser PMMA:

Clear Opal

E27 VERSION

100 - 240 V

*ADD. SUFFIX



| Suitable lamps: CFL-LED-SON-HQI MAX 70W | | E27 lampholder only | | .E27 |
|---|-------|------------------------|----------------------------|------|
| LAMP | POWER | LUMINOUS FLUX UP TO | COLOUR TEMP. | |
| FILAMENT LED E27 | 6,5W | 800 lm | 2700 K | .F1R |
| CCT SET LED E27 (*) | 8,5 W | 920 lm | 6500 K 4000 K 2700 K | .V1K |
| CCT SET LED E27 (*) | 11 W | 1200 lm | 6500 K 4000 K 2700 K | .T1K |

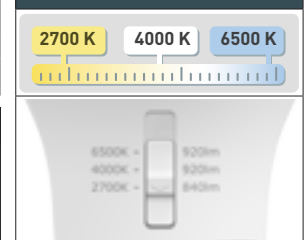
E27 lantern supplied as an option with TÜV-CB certified, long-life, efficient LED lamps suitable for outdoor use.

LED LAMPS



Comply with: EU2019/2015
EU2019/2020
Technical details on page 636.

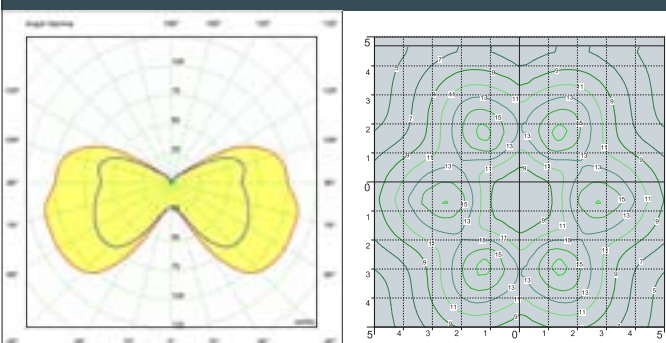
CCT SETTABLE LED LAMP(*)



CCT switch settable in three different positions, to select the desired Kelvin temperature (2700K/4000K/6500K) and get a customized ambience.

* ADD THESE SUFFIXES TO THE REFERENCES MENTIONED IN THE CATALOGUE

PHOTOMETRIC DATA SAMPLE



SILOE E27 clear SON 70W.

POST height 3mt
10 x 10mt area: average 11 lux

The photometric data for all the versions are available upon request or on our website.

LAMPS POST URBAN MODERN URBAN REVIVAL URBAN CLASSIC SOLAR BULKHEAD FLOODLIGHT BRICKLIGHT IN-GROUND DOWNLIGHT UP&DOWN BOLLARD GARDEN CLASSIC GARDEN REVIVAL

SILOE

LARGE SIZE



K35.157.Q1K



K35.113.Q1K



K35.121.Q1K



K35.132.Q1K



K35.162.Q1K

MADE IN ITALY



OFIR/SILOE
K35.132

Pcs 1
Kg 4,6
mc 0,048

EVA/SILOE
K35.181

Pcs 1
Kg 10,9
mc 0,168

SILOE
K35.000

Pcs 1
Kg 3,9
mc 0,043

LOT/SILOE
K35.113

Pcs 1
Kg 4,8
mc 0,061

MIRRA/SILOE
K35.142

Pcs 1
Kg 9,5
mc 0,083

SICHEM/SILOE
K35.121

Pcs 1
Kg 4,4
mc 0,048

RICU/SILOE
K35.157

Pcs 2
Kg 27,8
mc 0,310

GIGI/SILOE
K35.156

Pcs 2
Kg 26,3
mc 0,278

ARTU'/SILOE
K35.158

Pcs 2
Kg 23,3
mc 0,247

ALOE'.R/SILOE resin
K35.163

Pcs 2
Kg 12,8
mc 0,182

IAFET.R/SILOE resin
K35.162

Pcs 2
Kg 13,1
mc 0,153

LAMPS
POST
URBAN MODERN
URBAN REVIVAL
URBAN CLASSIC
SOLAR
BULKHEAD
FLOODLIGHT
BRICKLIGHT
IN-GROUND
DOWNLIGHT
BOLLARD
GARDEN CLASSIC
GARDEN REVIVAL


LAMPS POST URBAN MODERN URBAN REVIVAL URBAN CLASSIC SOLAR BULKHEAD FLOODLIGHT BRICKLIGHT IN-GROUND DOWNLIGHT UP&DOWN BOLLARD GARDEN CLASSIC GARDEN REVIVAL

NEBO/SILOE

LARGE SIZE



K35.201.R20.Q1K



K35.201.Q1K



MADE IN ITALY



NEBO OFIR/SILOE 2L
K35.201.R20

Pcs 1
Kg 31,9
mc 0,268

NEBO OFIR/SILOE 3L
K35.201.R30

Pcs 1
Kg 35,8
mc 0,342

NEBO/SILOE
K35.201

Pcs 1
Kg 24,9
mc 0,196

NEBO OFIR/SILOE 2L
K35.201.R20

Pcs 1
Kg 31,9
mc 0,268

NEBO OFIR/SILOE 3L
K35.201.R30

Pcs 1
Kg 35,8
mc 0,342

LAMPS
POST
URBAN MODERN
URBAN REVIVAL
URBAN CLASSIC
SOLAR
BULKHEAD
FLOODLIGHT
BRICKLIGHT
IN-GROUND
DOWNLIGHT
UP&DOWN
BOLLARD
GARDEN CLASSIC
GARDEN REVIVAL

TABOR/SILOE

LARGE SIZE



K35.204.R20.Q1K



K35.204.R20.Q1K



K35.204.Q1K





TABOR OFIR/SILOE 2L
K35.204.R20

Pcs 1
Kg 36,4
mc 0,295

TABOR OFIR/SILOE 3L
K35.204.R30

Pcs 1
Kg 39,5
mc 0,369

TABOR/SILOE
K35.204

Pcs 1
Kg 29,4
mc 0,223

TABOR OFIR/SILOE 2L
K35.204.R20

Pcs 1
Kg 36,4
mc 0,295

TABOR OFIR/SILOE 3L
K35.204.R30

Pcs 1
Kg 39,5
mc 0,369

LAMPS
POST
URBAN MODERN
URBAN REVIVAL
URBAN CLASSIC
SOLAR
BULKHEAD
FLOODLIGHT
BRICKLIGHT
IN-GROUND
DOWNLIGHT
UP&DOWN
BOLLARD
GARDEN CLASSIC
GARDEN REVIVAL

HOREB/SILOE


LARGE SIZE



K35 .207.M21.Q1K



K35.171.Q1K



K35 .207.Q1K

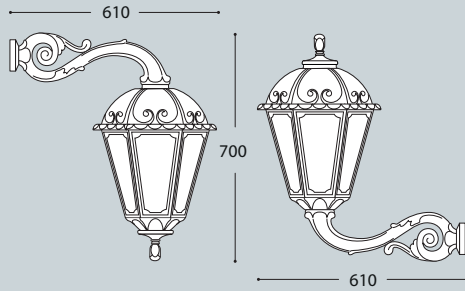




ADAM/SILOE

K35.171

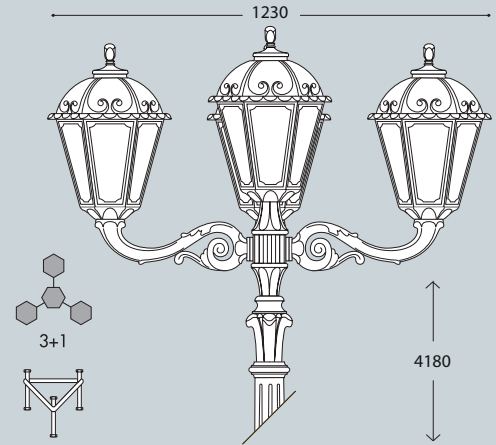
Pcs 1
Kg 5,3
mc 0,083



HOREB ADAM/SILOE 3+1

K35.207.M31

Pcs 1
Kg 48
mc 0,476

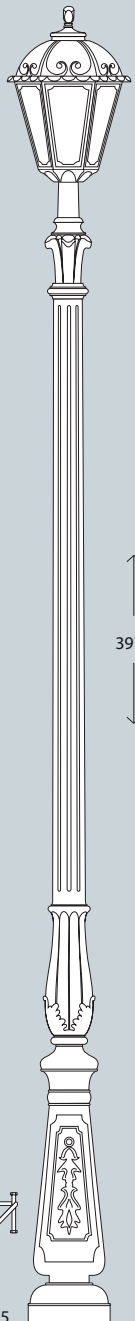


HOREB/SILOE

K35.207

Pcs 1
Kg 31,9
mc 0,249

350

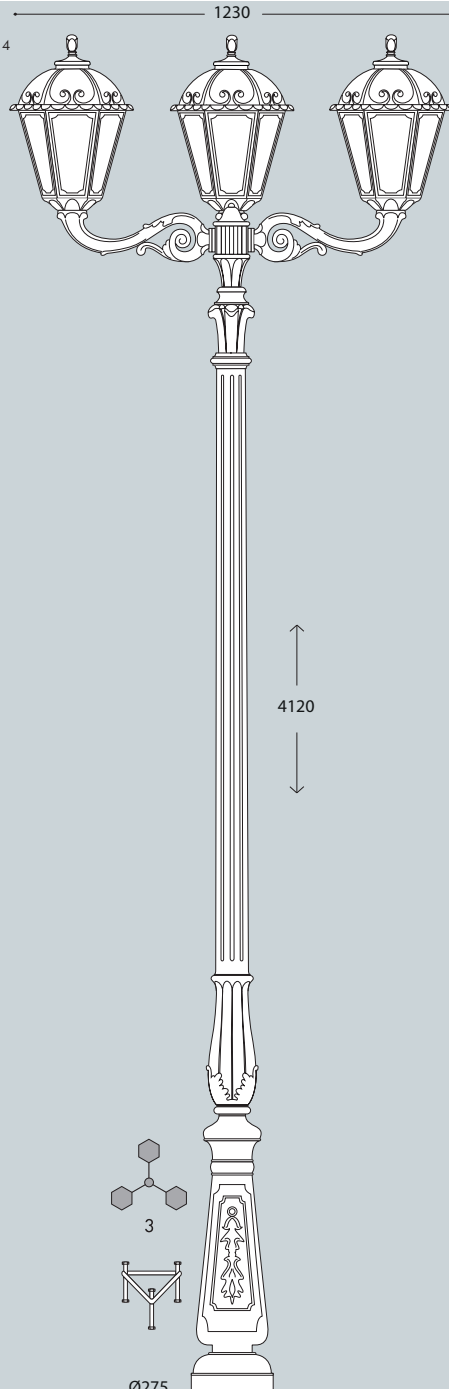


Ø275

HOREB ADAM/SILOE 3L

K35.207.M30

Pcs 1
Kg 43
mc 0,414

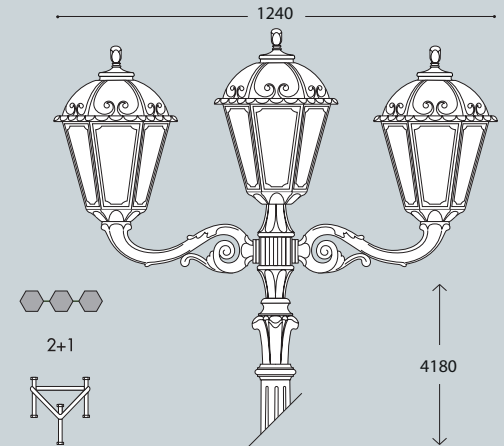


Ø275

HOREB ADAM/SILOE 2+1

K35.207.M21

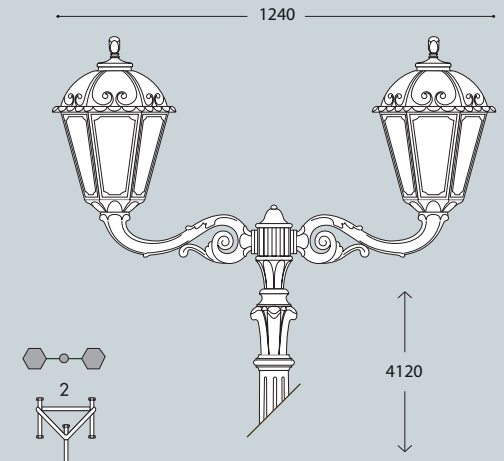
Pcs 1
Kg 44,1
mc 0,404



HOREB ADAM/SILOE 2L

K35.207.M20


Pcs 1
Kg 38,8
mc 0,342



LAMPS
POST
URBAN MODERN
URBAN REVIVAL
URBAN CLASSIC
SOLAR
BULKHEAD
FLOODLIGHT
BRICKLIGHT
IN-GROUND
DOWNLIGHT
UP&DOWN
BOLLARD
GARDEN CLASSIC
GARDEN REVIVAL

KARMELO 3000/SILOE

LARGE SIZE



K35.231.R30.Q1K



K35.231.R20.Q1K



K35.231.Q1K





KARMEL 3000 OFIR/SILOE 2L
K35.231.R20

Pcs 1
Kg 36,4
mc 0,295

KARMEL 3000 OFIR/SILOE 3L
K35.231.R30

Pcs 1
Kg 39,5
mc 0,369

KARMEL 3000/SILOE
K35.231

Pcs 1
Kg 29,4
mc 0,223

KARMEL 3000 OFIR/SILOE 2L
K35.231.R20

Pcs 1
Kg 36,4
mc 0,295

KARMEL 3000 OFIR/SILOE 3L
K35.231.R30

Pcs 1
Kg 39,5
mc 0,369

GARDEN REVIVAL
GARDEN CLASSIC
BOLLARD
UP&DOWN
DOWNLIGHT
IN-GROUND
BRICKLIGHT
FLOODLIGHT
BULKHEAD
SOLAR
URBAN CLASSIC
URBAN REVIVAL
URBAN MODERN
POST
LAMPS

KARMEL 3500-4000/SILOE

LARGE SIZE



K35.234.M30.Q1K



K35.171.Q1K



K35 .234.Q1K

MADE IN ITALY



KARMEL 3500/SILOE
K35.234

Pcs 1
Kg 31,9
mc 0,249

350

3970

Ø275

| KARMEL 3500 ADAM/SILOE 2+1 | KARMEL 4000 ADAM/SILOE 2+1 |
|-------------------------------|-------------------------------|
| K35.234.M21 | K35.237.M21 |
| Pcs 1 Kg 43 mc 0,404 | Pcs 1 Kg 45,5 mc 0,431 |

1240

4180
4680

2+1

Ø275

| KARMEL 3500 ADAM/SILOE 3L | KARMEL 4000 ADAM/SILOE 3L |
|------------------------------|------------------------------|
| K35.234.M30 | K35.237.M30 |
| Pcs 1 Kg 44,1 mc 0,414 | Pcs 1 Kg 46,6 mc 0,441 |

1230

4120
4620

3

| KARMEL 3500 ADAM/SILOE 3+1 | KARMEL 4000 ADAM/SILOE 3+1 |
|-------------------------------|-------------------------------|
| K35.234.M31 | K35.237.M31 |
| Pcs 1 Kg 48 mc 0,476 | Pcs 1 Kg 50,5 mc 0,503 |

1230

4180
4680

3+1

| KARMEL 3500 ADAM/SILOE 2L | KARMEL 4000 ADAM/SILOE 2L |
|------------------------------|------------------------------|
| K35.234.M20 | K35.237.M20 |
| Pcs 1 Kg 38,8 mc 0,342 | Pcs 1 Kg 41,3 mc 0,369 |

1240

4120
4620

2

GARDEN REVIVAL
GARDEN CLASSIC
BOLLARD
UP&DOWN
DOWNLIGHT
IN-GROUND
BRICKLIGHT
FLOODLIGHT
BULKHEAD
SOLAR
URBAN CLASSIC
URBAN REVIVAL
URBAN MODERN
POST
LAMPS

TOBIA HIGH POWER LED

LARGE SIZE



Square lantern made in shockproof resin material, UV rays stabilized, rust and corrosion-free. Modular construction suitable for post top, wall and hanging installation. Provided with reflective ceiling designed to host the lighting source and equipped with TÜV-CB certified, long-life and efficient **E27 high power LED lamp included**. Insulation class II, Protection rating IP55.

*Lanterna quadra realizzata in resina antiurto, stabilizzato ai raggi UV, inattaccabile da ruggine e corrosione. Idonea per il montaggio a palo, a sospensione o a parete. Provvista di soffitto riflettente progettato per accogliere la sorgente luminosa e fornita **completa di lampada a LED E27 ad ALTA POTENZA**, certificata TÜV-CB di lunga durata ed elevata efficienza. Classe di isolamento II, grado di protezione IP55.*

E27 HIGH POWER LED

INDOOR & OUTDOOR USE

+80°C
-30°C

90% HUMIDITY

VOLTAGE SURGE RESISTANT

DRIVER SILICONE PROTECTION



Q33.000.Q1K

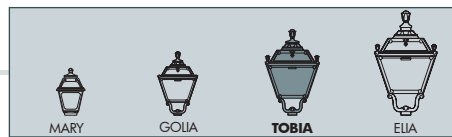
CCT SETTABLE

3000 K 4000 K

SDCM < 6

| | | | |
|--|--|--|--|
| | | | |
| | | | |
| | | | |
| | | | |





TOBIA HIGH POWER LED - LANTERN COMPONENTS

IP55



Decorative **PINNACLE** to be mounted on the roof top for post installation or on the lantern base for hanging installation.

PINNACOLO decorativo applicabile alla sommità del tetto (montaggio a palo) o sulla base della gabbia (montaggio a sospensione).

Lantern **ROOF** made of shockproof resin material. Tool-free opening for relamping and maintenance.

TETTO realizzato in resina antiurto. Removibile senza l'ausilio di attrezzi per manutenzione e cambio lampadina.

High temperature resistant reflective **CEILING** made of shockproof resin material. Provided with E27 lampholder and equipped with **HIGH POWER LED lamp**. Designed to host and protect the lighting source, granting its safe and quick installation.

SOFFITTO riflettente realizzato in resina antiurto ad alta resistenza al calore. Fornito completo di portalamпада E27 e provvisto di lampada a **LED ad ALTA POTENZA**. Progettato per accogliere e proteggere la sorgente luminosa garantendone una veloce e sicura installazione.

DIFFUSER of UV-rays stabilized PMMA, with recess for a power supply cable. One piece only closed at the base to ensure high protection against external agents.

DIFFUSORE in PMMA resistente ai raggi UV, provvisto di sede per l'alloggiamento del cavo di alimentazione. Realizzato in unico pezzo chiuso alla base per garantire un alto livello di protezione contro gli agenti esterni.

CAGE made of shockproof resin material, UV-rays stabilized, rust and corrosion-free.

GABBIA realizzata in resina antiurto, stabilizzata ai raggi UV, inattaccabile da ruggine e corrosione.

TOBIA HIGH POWER LED

Q33.000 *



Dimensions and weight

Height: 520 mm
Width: 330 mm
Depth: 330 mm
Weight: 4,6 Kg
Junction to support: diameter 60 mm
Area exposed to wind pressure:
CxS = m² 0,089

Moulded colours:

Black White

Painted colours:

Antique green Antique bronze

Diffuser PMMA:

Clear Opal

HIGH POWER LED



- **COST SAVING:** long-life and efficient LED light source.
- **BUILT-IN DRIVER:** quick and easy lamp replacement.
- **GREAT FLEXIBILITY:** E27 standard lamp holder.
- **FUTURE-PROOFED LUMINARIES:** performances easy to upgrade to latest technology developments.
- **SUITABLE FOR OUTDOOR USE:** built-in driver fully protected against heat and humidity by silicone paste.

Lantern equipped with TÜV-CB certified, long-life and efficient **E27 high power LED lamp**, granting the same luminous flux of traditional SON/HQI lighting sources. The lamp can be quickly and easily replaced, making the luminaries maintenance very simple.

100 - 240 V

| LAMP | POWER | LUMINOUS FLUX UP TO | COLOUR TEMP. | *ADD. SUFFIX |
|-----------------|-------|---------------------|--------------|--------------|
| (*) | 15 W | 1690 lm | 4000 K | .R1K |
| | | | 3000 K | |
| CCT SET LED E27 | 30 W | 3620 lm | 4000 K | .Q1K |
| | | | 3000 K | |
| LED E27 | 50W | 6550 lm | 4000 K | .H1L |
| | | | 3000 K | .H1R |

LED LAMPS



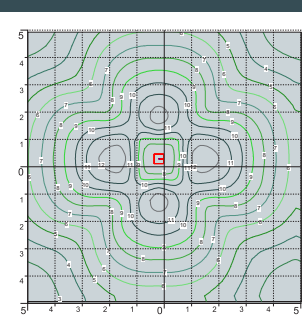

Comply with: EU2019/2015
EU2019/2020
Technical details on page 636.

CCT SETTABLE LED LAMP(*)



CCT switch settable in two different positions, to select the desired Kelvin temperature (3000K/4000K) and get a customized ambiance.
(15 and 30W only)

PHOTOMETRIC DATA SAMPLE



TOBIA E27 LED HIGH POWER 30W

POST height 3,5mt
10x10mt area: average 15 lux

The photometric data for all the versions are available upon request or on our website.

* ADD THESE SUFFIXES TO THE REFERENCES MENTIONED IN THE CATALOGUE

GARDEN REVIVAL
GARDEN CLASSIC
BOLLARD
UP&DOWN
DOWNLIGHT
IN-GROUND
BRICKLIGHT
FLOODLIGHT
BULKHEAD
SOLAR
URBAN CLASSIC
URBAN REVIVAL
URBAN MODERN
POST
LAMPS

TOBIA E27

LARGE SIZE



E27 square lantern in classic style, made of shockproof resin material, UV-rays stabilized, rust and corrosion-free. Modular construction suitable for post top, hanging and wall installation. Provided with high temperature resistant ceiling suitable for ballast fixation. Insulation class II, protection rating IP 55.

Lantern quadra E27 in stile classico, realizzata in resina antiurto, stabilizzata ai raggi UV, inattaccabile da ruggine e corrosione. Idonea per il montaggio a palo, a sospensione o a parete. Fornita con soffitto ad alta resistenza al calore idoneo per il fissaggio dei reattori. Classe di isolamento II, grado di protezione IP55.

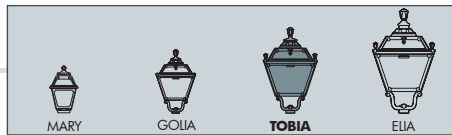
| | | | |
|---------------------------------|-----------------|----------------------------|--------|
| | | | |
| 6,5W 800 lm | 8,5W 920 lm | 11W 1200 lm | |
| 2700 K | 2700 K | 4000 K | 6500 K |
| +80°C -30° | 90% HUMIDITY | VOLTAGE SURGE RESISTANT | |
| INDOOR & OUTDOOR USE | | | |



Q33.000.F1R

| | | | |
|--|--|--|--|
| | | | |
| | | | |
| | | | |





TOBIA E27 - LANTERN COMPONENTS

IP55



Decorative **PINNACLE** to be mounted on the roof top for post installation or on the lantern base for hanging installation.

PINNACOLO decorativo applicabile alla sommità del tetto (montaggio a palo) o sulla base della gabbia (montaggio a sospensione).



Lantern **ROOF** made of shockproof resin material. Tool-free opening for relamping and maintenance.

TETTO realizzato in resina antiurto. Rimovibile senza l'ausilio di attrezzi per manutenzione e cambio lampadina.



High temperature resistant reflective **CEILING** made of shockproof resin material. Provided with E27 lampholder and suitable for ballast fixation.

SOFFITTO riflettente realizzato in resina antiurto ad alta resistenza al calore. Fornito completo di portalampada E27 e idoneo per il fissaggio dei reattori.



DIFFUSER of UV-rays stabilized PMMA, with recess for a power supply cable. One piece only closed at the base to ensure high protection against external agents.

DIFFUSORE in PMMA resistente ai raggi UV, provvisto di sede per l'alloggiamento del cavo di alimentazione. Realizzato in unico pezzo chiuso alla base per garantire un alto livello di protezione contro gli agenti esterni.

CAGE made of shockproof resin material, UV-rays stabilized, rust and corrosion-free.

GABBIA realizzata in resina antiurto, stabilizzata ai raggi UV, inattaccabile da ruggine e corrosione.

TOBIA E27

Q33.000 *



Dimensions and weight

Height: 520 mm
Width: 330 mm
Depth: 330 mm
Weight: 3,8 Kg
Junction to support: diameter 60 mm
Area exposed to wind pressure: CxS = m² 0,089

Moulded colours:

Black White

Painted colours:

Antique green Antique bronze

Diffuser PMMA:

Clear Opal

LED LAMPS






Comply with: EU2019/2015
EU2019/2020
Technical details on page 636.

E27 VERSION

100 - 240 V

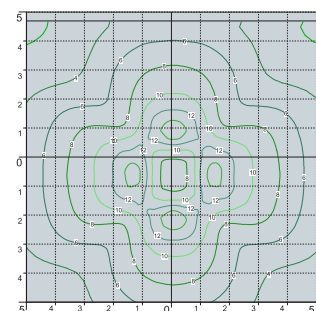
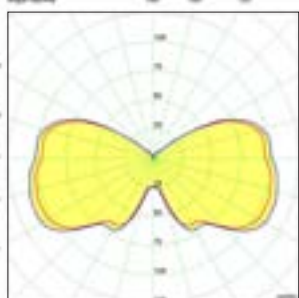
*ADD. SUFFIX



| Suitable lamps: CFL-LED-SON-HQI MAX 70W | | E27 lampholder only | | .E27 |
|---|--------------|-------------------------------|----------------------------|------|
| LAMP | POWER | LUMINOUS FLUX UP TO | COLOUR TEMP. | |
|  FILAMENT LED E27 | 6,5W | 800 lm | 2700 K | .F1R |
|  CCT SET LED E27 (*) | 8,5 W | 920 lm | 6500 K 4000 K 2700 K | .V1K |
|  CCT SET LED E27 (*) | 11 W | 1200 lm | 6500 K 4000 K 2700 K | .T1K |

E27 lantern supplied as an option with TÜV-CB certified, long-life, efficient LED lamps suitable for outdoor use.

PHOTOMETRIC DATA SAMPLE



TOBIA E27 clear SON 70W.

POST height 3.5mt
10 x 10mt area: average 11 lux

The photometric data for all the versions are available upon request or on our website.

CCT SETTABLE LED LAMP(*)



CCT switch settable in three different positions, to select the desired Kelvin temperature (2700K/4000K/6500K) and get a customized ambiance.

* ADD THESE SUFFIXES TO THE REFERENCES MENTIONED IN THE CATALOGUE

GARDEN REVIVAL
GARDEN CLASSIC
BOLLARD
UP&DOWN
DOWNLIGHT
IN-GROUND
BRICKLIGHT
FLOODLIGHT
BULKHEAD
SOLAR
URBAN CLASSIC
URBAN REVIVAL
URBAN MODERN
POST
LAMPS

TOBIA GX53 LED - FLAT DIFFUSER

LARGE SIZE



Square lantern in classic style, made of shockproof resin material, UV-rays stabilized, rust and corrosion-free. Modular construction suitable for post top, hanging and wall installation. Supplied as standard with **FLAT diffuser** and equipped with TÜV-CB certified long-life, powerful, efficient and **Kelvin settable GX53 LED modular system**. Designed according to the international regulations against light pollution (standard UNI 10819). Insulation class II, Protection rating IP 55.

*Lanterna quadra in stile classico, realizzata in resina antiurto, stabilizzata ai raggi UV, inattaccabile da ruggine e corrosione. Idonea per il montaggio a palo, a sospensione o a parete. Fornita con **diffusore piatto** ed equipaggiata con **sistema modulare a LED GX53 con Kelvin impostabile** certificato TÜV-CB di lunga durata ed alta efficienza. Progettato in ottemperanza alle norme internazionali contro l'inquinamento luminoso (standard UNI 10819). Classe di isolamento II, grado di protezione IP55.*



Q35.000.D4K

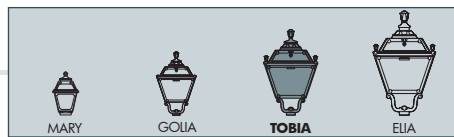
CCT SETTABLE

3000 K 4000 K 6500 K

SDCM <6

| | | | | | |
|--|--|--|--|--|--|
| | | | | | |
| | | | | | |





TOBIA GX53 LED - LANTERN COMPONENTS



Decorative **PINNACLE** to be mounted on the roof top for post installation or on the lantern base for hanging installation.

PINNACOLO decorativo applicabile alla sommità del tetto (montaggio a palo) o sulla base della gabbia (montaggio a sospensione).

LANTERN ROOF made of shockproof resin material, UV-rays stabilized. Tool-free opening for relamping and maintenance.

TETTO realizzato in resina antiurto, stabilizzata ai raggi UV. Rimovibile senza l'ausilio di attrezzi per manutenzione e cambio lampadina.

DIFFUSER with flat shape made of UV-rays stabilized polymethylmethacrylate (PMMA), provided with silicone rubber gasket to ensure an increased protection against external agent.

DIFFUSORE in polimetilmetacrilato (PMMA) con configurazione piatta, provvisto di guarnizione in gomma siliconica per garantire una migliore protezione contro gli agenti esterni.

CAGE made of shockproof resin material, UV-rays stabilized, rust and corrosion-free.

GABBIA realizzata in resina antiurto, stabilizzata ai raggi UV, inattaccabile da ruggine e corrosione.

TOBIA GX53 LED

Q35.000 *



Dimensions and weight

Height: 520 mm
Width: 330 mm
Depth: 330 mm
Weight: 4,6 Kg
Junction to support: diameter 60 mm
Area exposed to wind pressure:
CxS = m² 0,089

Moulded colours:

Black White

Painted colours:

Antique green Antique bronze

Diffuser PMMA:

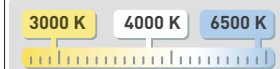
Clear Opal

LED LAMPS



Comply with: EU2019/2015
EU2019/2020
Technical details on page 636.

CCT SETTABLE LED LAMP



CCT switch settable in three different positions, to select the desired Kelvin temperature (3000K/4000K/6500K) and get a customized ambience.

GX53 LED

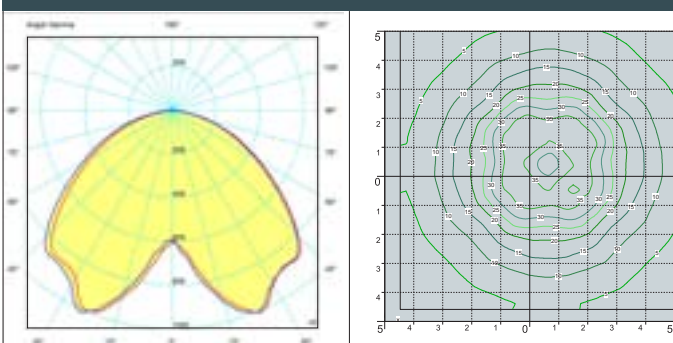


- **COST SAVING:** long-life and efficient LED light sources.
- **BUILT-IN DRIVER:** quick and easy lamp replacement.
- **GREAT FLEXIBILITY:** GX53 standard lamp holder.
- **FUTURE-PROOFED LUMINARIES:** performances easy to upgrade to latest technology developments.
- **SUITABLE FOR OUTDOOR USE:** built-in driver fully protected against heat and humidity by silicone paste.

Lantern supplied with white resin CEILING provided with 4x TÜV-CB certified, long-life, efficient and Kelvin settable GX53 LED lamps included. Each lamp can be quickly and easily replaced individually, making the luminaries maintenance very simple.

| 100 - 240 V | | | | |
|-------------|------------------------|-------------------------------|----------------------------|--------------|
| LAMP | POWER | LUMINOUS FLUX (Φ TOTAL) UP TO | COLOUR TEMP. | *ADD. SUFFIX |
| | 4x 10 W 40 W | 5160 lm | 6500 K 4000 K 3000 K | .D4K |

PHOTOMETRIC DATA SAMPLE



TOBIA GX53 LED
4X10W

POST height 4mt
10x10mt area: average 22 lux

The photometric data for all the versions are available upon request or on our website.

* ADD THESE SUFFIXES TO THE REFERENCES MENTIONED IN THE CATALOGUE

LAMPS POST URBAN MODERN URBAN REVIVAL URBAN CLASSIC SOLAR BULKHEAD FLOODLIGHT BRICKLIGHT IN-GROUND DOWNLIGHT UP&DOWN BOLLARD GARDEN CLASSIC GARDEN REVIVAL

TOBIA

LARGE SIZE



Q33.157.Q1K



Q33.132.Q1K



Q33.156.Q1K



Q33.121.Q1K




Q33.113.Q1K



Q33.162.Q1K





OFIR/TOBIA
Q33.132
GX53 Q35.132

Pcs 1
Kg 5,6
mc 0,061

EVA/TOBIA
Q33.181
GX53 Q35.181

Pcs 1
Kg 12,3
mc 0,168

TOBIA
Q33.000
GX53 Q35.000

Pcs 1
Kg 4,6
mc 0,043

LOT/TOBIA
Q33.113
GX53 Q35.113

Pcs 1
Kg 5,8
mc 0,061

MIRRA/TOBIA
Q33.142
GX53 Q35.142

Pcs 1
Kg 10,9
mc 0,083

SICHEM/TOBIA
Q33.121
GX53 Q35.121

Pcs 1
Kg 5,4
mc 0,061

RICU/TOBIA
Q33.157
GX53 Q35.157

Pcs 2
Kg 29,2
mc 0,334

GIGI/TOBIA
Q33.156
GX53 Q35.156

Pcs 2
Kg 27,7
mc 0,304

ARTU'/TOBIA
Q33.158
GX53 Q35.158

Pcs 2
Kg 24,7
mc 0,273

ALOE'.R/TOBIA resin
Q33.163
GX53 Q35.163

Pcs 2
Kg 15,2
mc 0,208

IAFET.R/TOBIA resin
Q33.162
GX53 Q35.162

Pcs 2
Kg 14,5
mc 0,179

LAMPS
POST
URBAN MODERN
URBAN REVIVAL
URBAN CLASSIC
SOLAR
BULKHEAD
FLOODLIGHT
BRICKLIGHT
IN-GROUND
DOWNLIGHT
UP&DOWN
BOLLARD
GARDEN CLASSIC
GARDEN REVIVAL

NEBO/TOBIA

LARGE SIZE



Q33.201.Q1K



Q33.142.Q1K




Q33.201.R20.Q1K



Q33.201.R30.Q1K





NEBO OFIR/TOBIA 2L
Q33.201.R20

GX53 Q35.201.R20

Pcs 1
Kg 31,8
mc 0,268

850

2630

2

NEBO OFIR/TOBIA 3L
Q33.201.R30

GX53 Q35.201.R30

Pcs 1
Kg 36,5
mc 0,342

850

2630

3

NEBO/TOBIA
Q33.201

GX53 Q35.201

Pcs 1
Kg 25,6
mc 0,196

330

2960

Ø275

NEBO OFIR/TOBIA 2L
Q33.201.R20

GX53 Q35.201.R20

Pcs 1
Kg 31,9
mc 0,268

850

3060

2

Ø275

NEBO OFIR/TOBIA 3L
Q33.201.R30

GX53 Q35.201.R30

Pcs 1
Kg 36,5
mc 0,342

890

3060

3

Ø275

LAMPS
POST
URBAN MODERN
URBAN REVIVAL
URBAN CLASSIC
SOLAR
BULKHEAD
FLOODLIGHT
BRICKLIGHT
IN-GROUND
DOWNLIGHT
UP&DOWN
BOLLARD
GARDEN CLASSIC
GARDEN REVIVAL

TABOR/TOBIA

LARGE SIZE



Q33.204.R20.Q1K




Q33.204.R30.Q1K



Q35.204.D4K

MADE IN ITALY



TABOR OFIR/TOBIA 2L
Q33.204.R20
GX53 Q35.204.R20
Pcs 1
Kg 36,5
mc 0,295

TABOR OFIR/TOBIA 3L
Q33.204.R30
GX53 Q35.204.R30
Pcs 1
Kg 41,1
mc 0,369

TABOR/TOBIA
Q33.204
GX53 Q35.204
Pcs 1
Kg 30,1
mc 0,223

TABOR OFIR/TOBIA 2L
Q33.204.R20
GX53 Q35.204.R20
Pcs 1
Kg 36,5
mc 0,295

TABOR OFIR/TOBIA 3L
Q33.204.R30
GX53 Q35.204.R30
Pcs 1
Kg 41,1
mc 0,369

LAMPS POST URBAN MODERN URBAN REVIVAL URBAN CLASSIC SOLAR BULKHEAD FLOODLIGHT BRICKLIGHT IN-GROUND DOWNLIGHT UP&DOWN BOLLARD GARDEN CLASSIC GARDEN REVIVAL

HOREB/TOBIA

LARGE SIZE



Q33.207.M20.Q1K




Q33.171.Q1K



Q35.207.D4K



MADE IN ITALY



ADAM/TOBIA

Q33.171

GX53 Q35.171

Pcs 1
Kg 6,1
mc 0,083

HOREB ADAM/TOBIA 2+1

Q33.207.M21

GX53 Q35.207.M21

Pcs 1
Kg 46,4
mc 0,404

HOREB/TOBIA

Q33.207

GX53 Q35.207

Pcs 1
Kg 32,6
mc 0,249

HOREB ADAM/TOBIA 3+1

Q33.207.M31

GX53 Q35.207.M31

Pcs 1
Kg 52,4
mc 0,476

HOREB ADAM/TOBIA 3L

Q33.207.M30

GX53 Q35.207.M30

Pcs 1
Kg 47,8
mc 0,414

HOREB ADAM/TOBIA 2L

Q33.207.M20

GX53 Q35.207.M20

Pcs 1
Kg 41,8
mc 0,342

LAMPS
POST
URBAN MODERN
URBAN REVIVAL
URBAN CLASSIC
SOLAR
BULKHEAD
FLOODLIGHT
BRICKLIGHT
IN-GROUND
DOWNLIGHT
UP&DOWN
BOLLARD
GARDEN CLASSIC
GARDEN REVIVAL

KARMEL 3000/TOBIA

LARGE SIZE



Q33.231.R20.Q1K




Q33.231.R30.Q1K



Q33.231.Q1K



MADE IN ITALY



KARMEL 3000 OFIR/TOBIA 2L
Q33.231.R20
GX53 Q35.231.R20

Pcs 1
Kg 36,5
mc 0,295

850

3130

2

KARMEL 3000 OFIR/TOBIA 3L
Q33.231.R30
GX53 Q35.231.R30

Pcs 1
Kg 41,1
mc 0,369

890

3130

3

KARMEL 3000/TOBIA
Q33.231
GX53 Q35.231

Pcs 1
Kg 30,1
mc 0,223

330

3460

Ø275

KARMEL 3000 OFIR/TOBIA 2L
Q33.231.R20
GX53 Q35.231.R20

Pcs 1
Kg 36,5
mc 0,295

850

3560

2

Ø275

KARMEL 3000 OFIR/TOBIA 3L
Q33.231.R30
GX53 Q35.231.R30

Pcs 1
Kg 41,1
mc 0,369

890

3560

3

Ø275

GARDEN REVIVAL
GARDEN CLASSIC
BOLLARD
UP&DOWN
DOWNLIGHT
IN-GROUND
BRICKLIGHT
FLOODLIGHT
BULKHEAD
SOLAR
URBAN CLASSIC
URBAN REVIVAL
URBAN MODERN
POST
LAMPS

KARMEL 3500-4000/TOBIA

LARGE SIZE



Q33.234.M21.Q1K




Q33.171.Q1K



Q33.234.M20.Q1K



MADE IN ITALY



| KARMEL 3500/TOBIA | |
|------------------------------|---------|
| | Q33.234 |
| GX53 | Q35.234 |
| Pcs 1 Kg 32,6 mc 0,249 | |
| | |
| | Ø275 |

| KARMEL 3500 ADAM/TOBIA 2+1 | KARMEL 4000 ADAM/TOBIA 2+1 |
|-------------------------------|-------------------------------|
| Q33.234.M21 | Q33.237.M21 |
| GX53 Q35.234.M21 | Q35.237.M21 |
| Pcs 1 Kg 46,4 mc 0,404 | Pcs 1 Kg 48,9 mc 0,431 |
| | |
| | Ø275 |

| KARMEL 3500 ADAM/TOBIA 3L | KARMEL 4000 ADAM/TOBIA 3L |
|------------------------------|------------------------------|
| Q33.234.M30 | Q33.237.M30 |
| GX53 Q35.234.M30 | Q35.237.M30 |
| Pcs 1 Kg 47,8 mc 0,414 | Pcs 1 Kg 50,3 mc 0,441 |
| | |

| KARMEL 3500 ADAM/TOBIA 3+1 | KARMEL 4000 ADAM/TOBIA 3+1 |
|-------------------------------|-------------------------------|
| Q33.234.M31 | Q33.237.M31 |
| GX53 Q35.234.M31 | Q35.237.M31 |
| Pcs 1 Kg 52,4 mc 0,476 | Pcs 1 Kg 54,9 mc 0,503 |
| | |

| KARMEL 3500 ADAM/TOBIA 2L | KARMEL 4000 ADAM/TOBIA 2L |
|------------------------------|------------------------------|
| Q33.234.M20 | Q33.237.M20 |
| GX53 Q35.234.M20 | Q35.237.M20 |
| Pcs 1 Kg 41,8 mc 0,342 | Pcs 1 Kg 44,3 mc 0,369 |
| | |

GARDEN REVIVAL
GARDEN CLASSIC
BOLLARD
UP&DOWN
DOWNLIGHT
IN-GROUND
BRICKLIGHT
FLOODLIGHT
BULKHEAD
SOLAR
URBAN CLASSIC
URBAN REVIVAL
URBAN MODERN
POST
LAMPS

SIMON HIGH POWER LED

LARGE SIZE



Square lantern made in shockproof resin material, UV rays stabilized, rust and corrosion-free. Modular construction suitable for post top, wall and hanging installation. Provided with reflective ceiling designed to host the lighting source and equipped with TÜV-CB certified, long-life and efficient **E27 high power LED lamp included**. Insulation class II, Protection rating IP55.

*Lanterna quadra realizzata in resina antiurto, stabilizzato ai raggi UV, inattaccabile da ruggine e corrosione. Idonea per il montaggio a palo, a sospensione o a parete. Provvista di soffitto riflettente progettato per accogliere la sorgente luminosa e fornita **completa di lampada a LED E27 ad ALTA POTENZA**, certificata TÜV-CB di lunga durata ed elevata efficienza. Classe di isolamento II, grado di protezione IP55.*



U33.132.Q1K

E27 HIGH POWER LED

INDOOR & OUTDOOR USE

+80°C
-30°C

90% HUMIDITY

VOLTAGE SURGE RESISTANT

DRIVER SILICONE PROTECTION

CCT SETTABLE

3000 K 4000 K

SDCM <6

| | | | |
|--|--|--|--|
| | | | |
| | | | |
| | | | |
| | | | |
| | | | |
| | | | |



SIMON HIGH POWER LED - LANTERN COMPONENTS

IP55



Decorative **PINNACLE** to be mounted on the roof top for post installation or on the lantern base for hanging installation.

***PINNACOLO** decorativo applicabile alla sommità del tetto (montaggio a palo) o sulla base della gabbia (montaggio a sospensione).*

Lantern **ROOF** made of shockproof resin material. Tool-free opening for relamping and maintenance.

***TETTO** realizzato in resina antiurto. Rimovibile senza l'ausilio di attrezzi per manutenzione e cambio lampadina.*

High temperature resistant reflective **CEILING** made of shockproof resin material. Provided with E27 lampholder and equipped with **HIGH POWER LED lamp**. Designed to host and protect the lighting source, granting its safe and quick installation.

***SOFFITTO** riflettente realizzato in resina antiurto ad alta resistenza al calore. Fornito completo di portalamпада E27 e provvisto di lampada a LED ad ALTA POTENZA. Progettato per accogliere e proteggere la sorgente luminosa garantendone una veloce e sicura installazione.*

DIFFUSER of UV-rays stabilized PMMA, with recess for a power supply cable. One piece only closed at the base to ensure high protection against external agents.

***DIFFUSORE** in PMMA resistente ai raggi UV, provvisto di sede per l'alloggiamento del cavo di alimentazione. Realizzato in unico pezzo chiuso alla base per garantire un alto livello di protezione contro gli agenti esterni.*

CAGE made of shockproof resin material, UV-rays stabilized, rust and corrosion-free.

***GABBIA** realizzata in resina antiurto, stabilizzata ai raggi UV, inattaccabile da ruggine e corrosione.*

SIMON HIGH POWER LED

U33.000 *



Dimensions and weight

Height: 560 mm
Width: 330 mm
Depth: 330 mm
Weight: 4,6 Kg
Junction to support: diameter 60 mm
Area exposed to wind pressure:
CxS = m² 0,102

Moulded colours:

Black White

Painted colours:

Antique green Antique bronze

Diffuser PMMA:

Clear Opal



HIGH POWER LED



- **COST SAVING:** long-life and efficient LED light source.
- **BUILT-IN DRIVER:** quick and easy lamp replacement.
- **GREAT FLEXIBILITY:** E27 standard lamp holder.
- **FUTURE-PROOFED LUMINARIES:** performances easy to upgrade to latest technology developments.
- **SUITABLE FOR OUTDOOR USE:** built-in driver fully protected against heat and humidity by silicone paste.

Lantern equipped with TÜV-CB certified, long-life and efficient **E27 high power LED lamp**, granting the same luminous flux of traditional SON/HQI lighting sources. The lamp can be quickly and easily replaced, making the luminaries maintenance very simple.

100 - 240 V


| LAMP | POWER | LUMINOUS FLUX UP TO | COLOUR TEMP. | *ADD. SUFFIX |
|---|-------------|---------------------|--------------|--------------|
| (*) | 15 W | 1690 lm | 4000 K | .R1K |
| | | | 3000 K | |
|  | 30 W | 3620 lm | 4000 K | .Q1K |
| CCT SET LED E27 | | | 3000 K | |
|  | 50W | 6550 lm | 4000 K | .H1L |
| LED E27 | | | 3000 K | |

LED LAMPS



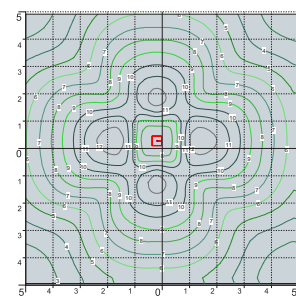

Comply with: EU2019/2015
EU2019/2020
Technical details on page 636.

CCT SETTABLE LED LAMP(*)



CCT switch settable in two different positions, to select the desired Kelvin temperature (3000K/4000K) and get a customized ambiance. (15 and 30W only)

PHOTOMETRIC DATA SAMPLE



SIMON E27 LED HIGH POWER 30W

POST height 3,5mt
10x10mt area: average 15 lux

The photometric data for all the versions are available upon request or on our website.

* ADD THESE SUFFIXES TO THE REFERENCES MENTIONED IN THE CATALOGUE

GARDEN REVIVAL
GARDEN CLASSIC
BOLLARD
UP&DOWN
DOWNLIGHT
IN-GROUND
BRICKLIGHT
FLOODLIGHT
BULKHEAD
SOLAR
URBAN CLASSIC
URBAN REVIVAL
URBAN MODERN
POST
LAMPS

SIMON E27

LARGE SIZE



E27 square lantern in classic style, made of shockproof resin material, UV-rays stabilized, rust and corrosion-free. Modular construction suitable for post top, hanging and wall installation. Provided with high temperature resistant ceiling suitable for ballast fixation. Insulation class II, protection rating IP 55.

Lanterna quadra E27 in stile classico, realizzata in resina antiurto, stabilizzata ai raggi UV, inattaccabile da ruggine e corrosione. Idonea per il montaggio a palo, a sospensione o a parete. Fornita con soffitto ad alta resistenza al calore idoneo per il fissaggio dei reattori. Classe di isolamento II, grado di protezione IP55.

| | | | |
|---------------------------------|-----------------|----------------------------|--------|
| | | | |
| 6,5W 800 lm | 8,5W 920 lm | 11W 1200 lm | |
| 2700 K | 2700 K | 4000 K | 6500 K |
| +80°C -30° | 90% HUMIDITY | VOLTAGE SURGE RESISTANT | |
| INDOOR & OUTDOOR USE | | | |



U33.000.T1K

| | | | |
|--|--|--|--|
| | | | |
| | | | |
| | | | |
| | | | |





SIMON E27 - LANTERN COMPONENTS

IP55



Decorative **PINNACLE** to be mounted on the roof top for post installation or on the lantern base for hanging installation.

PINNACOLO decorativo applicabile alla sommità del tetto (montaggio a palo) o sulla base della gabbia (montaggio a sospensione).



Lantern **ROOF** made of shockproof resin material. Tool-free opening for relamping and maintenance.

TETTO realizzato in resina antiurto. Rimovibile senza l'ausilio di attrezzi per manutenzione e cambio lampadina.



High temperature resistant reflective **CEILING** made of shockproof resin material. Provided with E27 lampholder and suitable for ballast fixation.

SOFFITTO riflettente realizzato in resina antiurto ad alta resistenza al calore. Fornito completo di portalamпада E27 e idoneo per il fissaggio dei reattori.



DIFFUSER of UV-rays stabilized PMMA, with recess for a power supply cable. One piece only closed at the base to ensure high protection against external agent.

DIFFUSORE in PMMA resistente ai raggi UV, provvisto di sede per l'alloggiamento del cavo di alimentazione. Realizzato in un unico pezzo chiuso alla base per garantire un alto livello di protezione contro gli agenti esterni.

CAGE made of shockproof resin material, UV-rays stabilized, rust and corrosion-free.

GABBIA realizzata in resina antiurto, stabilizzata ai raggi UV, inattaccabile da ruggine e corrosione.



Dimensions and weight
Height: 560 mm
Width: 330 mm
Depth: 330 mm
Weight: 3,8 Kg
Junction to support: diameter 60 mm
Area exposed to wind pressure: CxS = m² 0,102

Moulded colours:

Black White

Painted colours:

Antique green Antique bronze

Diffuser PMMA:

Clear Opal

LED LAMPS



Comply with: EU2019/2015
EU2019/2020
Technical details on page 636.

E27 VERSION

100 - 240 V

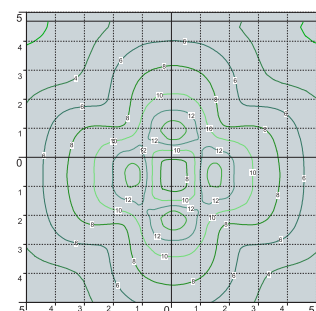
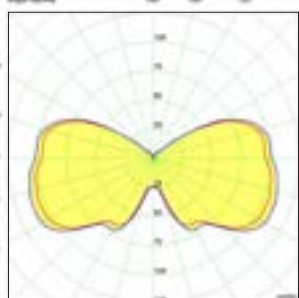
*ADD SUFFIX



| Suitable lamps: CFL-LED-SON-HQI MAX 70W | | E27 lampholder only | | .E27 |
|---|--------------|-------------------------------|----------------------------|------|
| LAMP | POWER | LUMINOUS FLUX UP TO | COLOUR TEMP. | |
| FILAMENT LED E27 | 6,5W | 800 lm | 2700 K | .F1R |
| CCT SET LED E27 (*) | 8,5 W | 920 lm | 6500 K 4000 K 2700 K | .V1K |
| CCT SET LED E27 (*) | 11 W | 1200 lm | 6500 K 4000 K 2700 K | .T1K |

E27 lantern supplied as an option with TÜV-CB certified, long-life, efficient **LED lamps suitable for outdoor use.**

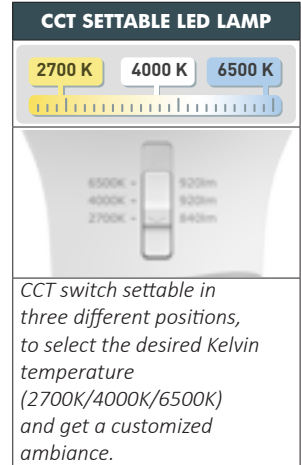
PHOTOMETRIC DATA SAMPLE



SIMON E27 clear SON 70W.

POST height 3.5mt
10 x 10mt area: average 11 lux

The photometric data for all the versions are available upon request or on our website.



* ADD THESE SUFFIXES TO THE REFERENCES MENTIONED IN THE CATALOGUE

GARDEN REVIVAL
GARDEN CLASSIC
BOLLARD
UP&DOWN
DOWNLIGHT
IN-GROUND
BRICKLIGHT
FLOODLIGHT
BULKHEAD
SOLAR
URBAN CLASSIC
URBAN REVIVAL
URBAN MODERN
POST
LAMPS

SIMON GX53 LED - FLAT DIFFUSER

LARGE SIZE



Square lantern in classic style, made of shockproof resin material, UV-rays stabilized, rust and corrosion-free. Modular construction suitable for post top, hanging and wall installation. Supplied as standard with **FLAT diffuser** and equipped with TÜV-CB certified, long-life, powerful, efficient and **Kelvin settable GX53 LED modular system**. Designed according to the international regulations against light pollution (standard UNI 10819). Insulation class II, Protection rating IP 55.

Lantern quadra in stile classico, realizzata in resina antiurto, stabilizzata ai raggi UV, inattaccabile da ruggine e corrosione. Idonea per il montaggio a palo, a sospensione o a parete. Fornita con diffusore piatto ed equipaggiata con sistema modulare a LED GX53 con Kelvin impostabile, certificato TÜV-CB di lunga durata ed alta efficienza. Progettato in ottemperanza alle norme internazionali contro l'inquinamento luminoso (standard UNI 10819). Classe di isolamento II, grado di protezione IP55.



U35.132.D4K

CCT SETTABLE

SDCM <6

3000 K 4000 K 6500 K

| | | | | | |
|--|--|--|--|--|--|
| | | | | | |
| | | | | | |
| | | | | | |





SIMON GX53 LED - LANTERN COMPONENTS

IP55



Decorative **PINNACLE** to be mounted on the roof top for post installation or on the lantern base for hanging installation.

PINNACOLO decorativo applicabile alla sommità del tetto (montaggio a palo) o sulla base della gabbia (montaggio a sospensione).

LANTERN ROOF made of shockproof resin material, UV-rays stabilized. Tool-free opening for relamping and maintenance.

TETTO realizzato in resina antiurto, stabilizzata ai raggi UV. Rimovibile senza l'ausilio di attrezzi per manutenzione e cambio lampadina.

DIFFUSER with flat shape made of UV-rays stabilized polymethylmethacrylate (PMMA), provided with silicone rubber gasket to ensure an increased protection against external agent.

DIFFUSORE in polimetilmetacrilato (PMMA) con configurazione piatta, provvisto di guarnizione in gomma siliconica per garantire una migliore protezione contro gli agenti esterni.

CAGE made of shockproof resin material, UV-rays stabilized, rust and corrosion-free.

GABBIA realizzata in resina antiurto, stabilizzata ai raggi UV, inattaccabile da ruggine e corrosione.

SIMON GX53 LED

U35.000 *



Dimensions and weight

Height: 560 mm
Width: 330 mm
Depth: 330 mm
Weight: 4,6 Kg
Junction to support: diameter 60 mm
Area exposed to wind pressure:
CxS = m² 0,102

Moulded colours:

Black White

Painted colours:

Antique green Antique bronze

Diffuser PMMA:


Clear Opal

GX53 LED

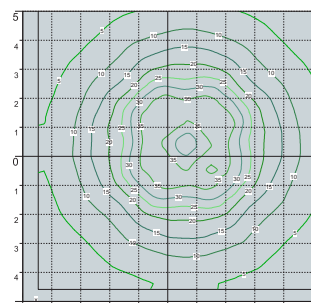
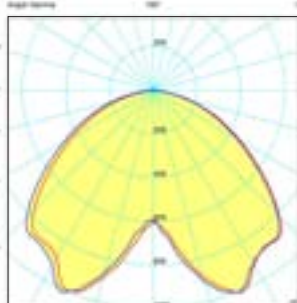


- **COST SAVING:** long-life and efficient LED light sources.
- **BUILT-IN DRIVER:** quick and easy lamp replacement.
- **GREAT FLEXIBILITY:** GX53 standard lamp holder.
- **FUTURE-PROOFED LUMINARIES:** performances easy to upgrade to latest technology developments.
- **SUITABLE FOR OUTDOOR USE:** built-in driver fully protected against heat and humidity by silicone paste.

Lantern supplied with white resin CEILING provided with 4x TÜV-CB certified, long-life, efficient and Kelvin settable GX53 LED lamps included. Each lamp can be quickly and easily replaced individually, making the luminaries maintenance very simple.

| 100 - 240 V | | | | |
|---|------------------------|-------------------------------|----------------------------|--------------|
| LAMP | POWER | LUMINOUS FLUX (Φ TOTAL) UP TO | COLOUR TEMP. | *ADD. SUFFIX |
|  GX53 LED | 4x 10 W 40 W | 5160 lm | 6500 K 4000 K 3000 K | .D4K |

PHOTOMETRIC DATA SAMPLE



SIMON GX53 LED
4X10W

POST height 4mt
10x10mt area: average 22 lux

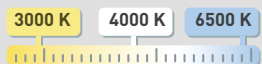
The photometric data for all the versions are available upon request or on our website.

LED LAMPS



Comply with: EU2019/2015
EU2019/2020
Technical details on page 636.

CCT SETTABLE LED LAMP



CCT switch settable in three different positions, to select the desired Kelvin temperature (3000K/4000K/6500K) and get a customized ambience.

LAMPS POST URBAN MODERN URBAN REVIVAL URBAN CLASSIC SOLAR BULKHEAD FLOODLIGHT BRICKLIGHT IN-GROUND DOWNLIGHT UP&DOWN BOLLARD GARDEN CLASSIC GARDEN REVIVAL

SIMON

LARGE SIZE



U33.157.Q1K



U33.121.Q1K



U33.132.Q1K



U33.113.Q1K



U33.162.Q1K





OFIR/SIMON
U33.132
GX53 U35.132
Pcs 1
Kg 5,6
mc 0,061

EVA/SIMON
U33.181
GX53 U35.181
Pcs 1
Kg 12,3
mc 0,168

SIMON
U33.000
GX53 U35.000
Pcs 1
Kg 4,6
mc 0,043

LOT/SIMON
U33.113
GX53 U35.113
Pcs 1
Kg 5,8
mc 0,061

MIRRA/SIMON
U33.142
GX53 U35.142
Pcs 1
Kg 10,9
mc 0,083

SICHEM/SIMON
U33.121
GX53 U35.121
Pcs 1
Kg 5,4
mc 0,061

RICU/SIMON
U33.157
GX53 U35.157
Pcs 2
Kg 29,2
mc 0,334

GIGI/SIMON
U33.156
GX53 U35.156
Pcs 2
Kg 27,7
mc 0,304

ARTU'/SIMON
U33.158
GX53 U35.158
Pcs 2
Kg 24,7
mc 0,273

ALOE'.R/SIMON resin
U33.163
GX53 U35.163
Pcs 2
Kg 15,2
mc 0,208

IAFET.R/SIMON resin
U33.162
GX53 U35.162
Pcs 2
Kg 14,5
mc 0,179

GARDEN REVIVAL
GARDEN CLASSIC
BOLLARD
UP&DOWN
DOWNLIGHT
IN-GROUND
BRICKLIGHT
FLOODLIGHT
BULKHEAD
SOLAR
URBAN CLASSIC
URBAN REVIVAL
URBAN MODERN
POST
LAMPS

LAMPS
POST
URBAN MODERN
URBAN REVIVAL
URBAN CLASSIC
SOLAR
BULKHEAD
FLOODLIGHT
BRICKLIGHT
IN-GROUND
DOWNLIGHT
UP&DOWN
BOLLARD
GARDEN CLASSIC
GARDEN REVIVAL

NEBO/SIMON

LARGE SIZE



U33.201.R20.Q1K



U33.201.R30.Q1K



U35.201.D4K

MADE IN ITALY



NEBO OFIR/SIMON 2L
U33.201.R20
GX53 U35.201.R20
Pcs 1
Kg 31,9
mc 0,268

NEBO OFIR/SIMON 3L
U33.201.R30
GX53 U35.201.R30
Pcs 1
Kg 36,5
mc 0,342

NEBO/SIMON
U33.201
GX53 U35.201
Pcs 1
Kg 25,6
mc 0,196

NEBO OFIR/SIMON 2L
U33.201.R20
GX53 U35.201.R20
Pcs 1
Kg 31,9
mc 0,268

NEBO OFIR/SIMON 3L
U33.201.R30
GX53 U35.201.R30
Pcs 1
Kg 36,5
mc 0,342

LAMPS
POST
URBAN MODERN
URBAN REVIVAL
URBAN CLASSIC
SOLAR
BULKHEAD
FLOODLIGHT
BRICKLIGHT
IN-GROUND
DOWNLIGHT
UP&DOWN
BOLLARD
GARDEN CLASSIC
GARDEN REVIVAL

TABOR/SIMON

LARGE SIZE



U33.204.R30.Q1K



U33.204.R20.Q1K



U33.204.Q1K





TABOR OFIR/SIMON 2L
U33.204.R20
U35.204.R20

GX53
Pcs 1
Kg 36,5
mc 0,268

TABOR OFIR/SIMON 3L
U33.204.R30
U35.204.R30

GX53
Pcs 1
Kg 41,1
mc 0,342

TABOR/SIMON
U33.204
U35.204

GX53
Pcs 1
Kg 30,1
mc 0,196

TABOR OFIR/SIMON 2L
U33.204.R20
U35.204.R20

GX53
Pcs 1
Kg 36,5
mc 0,268

TABOR OFIR/SIMON 3L
U33.204.R30
U35.204.R30

GX53
Pcs 1
Kg 41,1
mc 0,342

LAMPS
POST
URBAN MODERN
URBAN REVIVAL
URBAN CLASSIC
SOLAR
BULKHEAD
FLOODLIGHT
BRICKLIGHT
IN-GROUND
DOWNLIGHT
UP&DOWN
BOLLARD
GARDEN CLASSIC
GARDEN REVIVAL

HOREB/SIMON

LARGE SIZE



U33.207.M20.Q1K



U33.171.Q1K



U35.207.D4K



MADE IN ITALY



ADAM/SIMON

U33.171
U35.171

GX53
Pcs 1
Kg 6,1
mc 0,083

HOREB ADAM/SIMON 2+1

U33.207.M21
U35.207.M21

GX53
Pcs 1
Kg 46,4
mc 0,404

HOREB/SIMON

U33.207
U35.207

GX53
Pcs 1
Kg 32,6
mc 0,249

Ø 275

HOREB ADAM/SIMON 3+1

U33.207.M31
U35.207.M31

GX53
Pcs 1
Kg 52,4
mc 0,476

Ø 275

HOREB ADAM/SIMON 3L

U33.207.M30
U35.207.M30

GX53
Pcs 1
Kg 47,8
mc 0,414

HOREB ADAM/SIMON 2L

U33.207.M20
U35.207.M20

GX53
Pcs 1
Kg 41,8
mc 0,342

GARDEN REVIVAL
GARDEN CLASSIC
BOLLARD
UP&DOWN
DOWNLIGHT
IN-GROUND
BRICKLIGHT
FLOODLIGHT
BULKHEAD
SOLAR
URBAN CLASSIC
URBAN REVIVAL
URBAN MODERN
POST
LAMPS

LAMPS
POST
URBAN MODERN
URBAN REVIVAL
URBAN CLASSIC
SOLAR
BULKHEAD
FLOODLIGHT
BRICKLIGHT
IN-GROUND
DOWNLIGHT
UP&DOWN
BOLLARD
GARDEN CLASSIC
GARDEN REVIVAL

KARMELO 3000/SIMON

LARGE SIZE



U33.231.R30.Q1K



U33.231.R20.Q1K



U33.231.Q1K

MADE IN ITALY



KARMEL 3000 OFIR/SIMON 2L
U33.231.R20
U35.231.R20

GX53
Pcs 1
Kg 36,5
mc 0,295

KARMEL 3000 OFIR/SIMON 3L
U33.231.R30
U35.231.R30

GX53
Pcs 1
Kg 41,1
mc 0,369

KARMEL 3000/SIMON
U33.231
U35.231

GX53
Pcs 1
Kg 30,1
mc 0,223

KARMEL 3000 OFIR/SIMON 2L
U33.231.R20
U35.231.R20

GX53
Pcs 1
Kg 36,5
mc 0,295

KARMEL 3000 OFIR/SIMON 3L
U33.231.R30
U35.231.R30

GX53
Pcs 1
Kg 41,1
mc 0,369

LAMPS POST URBAN MODERN URBAN REVIVAL URBAN CLASSIC SOLAR BULKHEAD FLOODLIGHT BRICKLIGHT IN-GROUND DOWNLIGHT UP&DOWN BOLLARD GARDEN CLASSIC GARDEN REVIVAL

KARMEL 3500-4000/SIMON


LARGE SIZE



U33.234.M20.Q1K



U33.171.Q1K



U33.234.Q1K





KARMEL 3500-4000/SIMON

LARGE SIZE

| KARMEL 3500/SIMON | |
|------------------------------|---------|
| | U33.234 |
| GX53 | U35.234 |
| Pcs 1 Kg 32,6 mc 0,249 | 330 |

Ø 275

| KARMEL 3500 ADAM/SIMON 2+1 | KARMEL 4000 ADAM/SIMON 2+1 |
|-------------------------------|-------------------------------|
| U33.234.M21 | U33.237.M21 |
| GX53 U35.234.M21 | U35.237.M21 |
| Pcs 1 Kg 46,4 mc 0,404 | Pcs 1 Kg 48,8 mc 0,431 |

1220

4210
4710

2+1

Ø 275

| KARMEL 3500 ADAM/SIMON 3L | KARMEL 4000 ADAM/SIMON 3L |
|------------------------------|------------------------------|
| U33.234.M30 | U33.237.M30 |
| GX53 U35.234.M30 | U35.237.M30 |
| Pcs 1 Kg 47,8 mc 0,414 | Pcs 1 Kg 50,3 mc 0,441 |

1210

4150
4650

3

| KARMEL 3500 ADAM/SIMON 3+1 | KARMEL 4000 ADAM/SIMON 3+1 |
|-------------------------------|-------------------------------|
| U33.234.M31 | U33.237.M31 |
| GX53 U35.234.M31 | U35.237.M31 |
| Pcs 1 Kg 52,4 mc 0,476 | Pcs 1 Kg 54,8 mc 0,503 |

1210

4210
4710

3+1

| KARMEL 3500 ADAM/SIMON 2L | KARMEL 4000 ADAM/SIMON 2L |
|------------------------------|------------------------------|
| U33.234.M20 | U33.237.M20 |
| GX53 U35.234.M20 | U35.237.M20 |
| Pcs 1 Kg 41,8 mc 0,342 | Pcs 1 Kg 44,3 mc 0,369 |

1220

4150
4650

2

GARDEN REVIVAL
GARDEN CLASSIC
BOLLARD
UP&DOWN
DOWNLIGHT
IN-GROUND
BRICKLIGHT
FLOODLIGHT
BULKHEAD
SOLAR
URBAN CLASSIC
URBAN REVIVAL
URBAN MODERN
POST
LAMPS

ELIA HIGH POWER LED

GRAND SIZE



Square lantern made in shockproof resin material, UV rays stabilized, rust and corrosion-free. Modular construction suitable for post top, wall and hanging installation. Provided with reflective ceiling designed to host the lighting source and equipped with TÜV-CB certified, long-life and efficient **E27 high power LED lamp included**. Insulation class II, Protection rating IP55.

*Lanterna quadra realizzata in resina antiurto, stabilizzato ai raggi UV, inattaccabile da ruggine e corrosione. Idonea per il montaggio a palo, a sospensione o a parete. Provvista di soffitto riflettente progettato per accogliere la sorgente luminosa e fornita **completa di lampada a LED E27 ad ALTA POTENZA**, certificata TÜV-CB di lunga durata ed elevata efficienza. Classe di isolamento II, grado di protezione IP55.*

E27 HIGH POWER LED

INDOOR & OUTDOOR USE

+80°C
-30°

90% HUMIDITY

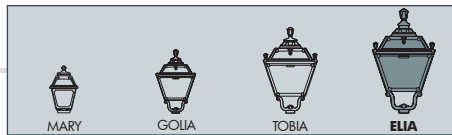
VOLTAGE SURGE RESISTANT

DRIVER SILICONE PROTECTION

Q43.000.W1R

| | | | | |
|--|--|--|--|--|
| | | | | |
| | | | | |
| | | | | |
| | | | | |





ELIA HIGH POWER LED - LANTERN COMPONENTS

IP55



Decorative **PINNACLE** to be mounted on the roof top for post installation or on the lantern base for hanging installation.

***PINNACOLO** decorativo applicabile alla sommità del tetto (montaggio a palo) o sulla base della gabbia (montaggio a sospensione).*

Lantern **ROOF** made of shockproof resin material, UV-rays stabilized.

***TETTO** realizzato in resina antiurto, stabilizzata ai raggi UV.*

High temperature resistant reflective **CEILING** made of shockproof resin material. Provided with E27 lampholder and equipped with **HIGH POWER LED lamp**. Designed to host and protect the lighting source, granting its safe and quick installation.

***SOFFITTO** riflettente realizzato in resina antiurto ad alta resistenza al calore. Fornito completo di portalamada E27 e provvisto di lampada a **LED ad ALTA POTENZA**. Progettato per accogliere e proteggere la sorgente luminosa garantendone una veloce e sicura installazione.*

DIFFUSER of UV-rays stabilized PMMA, with recess for a power supply cable. Provided with silicone rubber gasket to ensure high protection against external agents.

***DIFFUSORE** in PMMA resistente ai raggi UV, provvisto di sede per l'alloggiamento del cavo di alimentazione. Provvisto di guarnizione in gomma siliconica per garantire un alto livello di protezione contro gli agenti esterni.*

CAGE in one piece only made of shockproof resin material, UV-rays stabilized, rust and corrosion-free.

***GABBIA** realizzata in un unico pezzo e fabbricata in resina antiurto, stabilizzata ai raggi UV, inattaccabile da ruggine e corrosione.*

ELIA HIGH POWER LED

Q43.000 *



Dimensions and weight

Height: 740 mm
Width: 430 mm
Depth: 430 mm
Weight: 7,5 Kg
Junction to support: diameter 60 mm
Area exposed to wind pressure:
CxS = m² 0,165

Moulded colours:

Black White

Painted colours:

Antique green Antique bronze

Diffuser PMMA:

Clear Opal

HIGH POWER LED



- **COST SAVING:** long-life and efficient LED light source.
- **BUILT-IN DRIVER:** quick and easy lamp replacement.
- **GREAT FLEXIBILITY:** E27 standard lamp holder.
- **FUTURE-PROOFED LUMINARIES:** performances easy to upgrade to latest technology developments.
- **SUITABLE FOR OUTDOOR USE:** built-in driver fully protected against heat and humidity by silicone paste.

Lantern equipped with TÜV-CB certified, long-life, and efficient **E27 high power LED lamp**, granting the same luminous flux of traditional SON/HQI lighting sources. The lamp can be quickly and easily replaced, making the luminaries maintenance very simple.

100 - 240 V

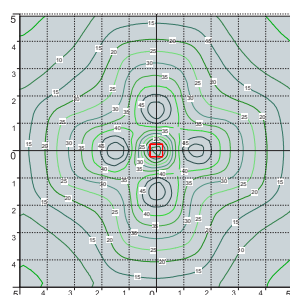

| LAMP | POWER | LUMINOUS FLUX UP TO | COLOUR TEMP. | *ADD. SUFFIX |
|---------|-------|---------------------|--------------|--------------|
| E27 LED | 50 W | 6550 Lm | 4000 K | .H1L |
| | | | 3000 K | .H1R |
| E27 LED | 60 W | 7600 Lm | 4000 K | .W1L |
| | | | 3000 K | .W1R |

LED LAMPS



Comply with: EU2019/2015
EU2019/2020
Technical details on page 636.

PHOTOMETRIC DATA SAMPLE



ELIA E27 LED HIGH POWER 50W

POST height 4,5mt
10x10mt area: average 21 lux

The photometric data for all the versions are available upon request or on our website.

* ADD THESE SUFFIXES TO THE REFERENCES MENTIONED IN THE CATALOGUE

GARDEN REVIVAL
GARDEN CLASSIC
BOLLARD
UP&DOWN
DOWNLIGHT
IN-GROUND
BRICKLIGHT
FLOODLIGHT
BULKHEAD
SOLAR
URBAN CLASSIC
URBAN REVIVAL
URBAN MODERN
POST
LAMPS

ELIA E27

GRAND SIZE



E27 square lantern in classic style, made of shockproof resin material, UV-rays stabilized, rust and corrosion-free. Modular construction suitable for post top, hanging and wall installation. Provided with high temperature resistant ceiling suitable for ballast fixation. Insulation class II, protection rating IP 55.

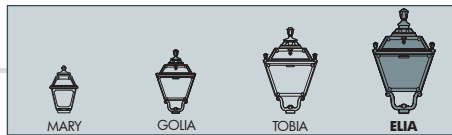
Lanterna quadra E27 in stile classico, realizzata in resina antiurto, stabilizzata ai raggi UV, inattaccabile da ruggine e corrosione. Idonea per il montaggio a palo, a sospensione o a parete. Fornita con soffitto ad alta resistenza al calore idoneo per il fissaggio dei reattori. Classe di isolamento II, grado di protezione IP55.



Q43.000.E27

| | | | | |
|--|--|--|--|--|
| | | | | |
| | | | | |





ELIA E27 - LANTERN COMPONENTS

IP55



Decorative **PINNACLE** to be mounted on the roof top for post installation or on the lantern base for hanging installation.

PINNACOLO decorativo applicabile alla sommità del tetto (montaggio a palo) o sulla base della gabbia (montaggio a sospensione).

ROOF made of shockproof resin material, UV-rays stabilized. Tool-free opening for relamping and access to control-gear.

TETTO realizzato in resina antiurto, stabilizzata ai raggi UV. Rimovibile senza l'ausilio di attrezzi per manutenzione e cambio lampadina.

High temperature resistant reflective **CEILING** made of shockproof resin material. Provided with E27 lampholder and suitable for ballast fixation.

SOFFITTO riflettente realizzato in resina antiurto ad alta resistenza al calore. Fornito completo di portalamпада E27 e idoneo per il fissaggio dei reattori.

DIFFUSER of UV-rays stabilized PMMA, with recess for a power supply cable. Provided with silicone rubber gasket to ensure high protection against external agents.

DIFFUSORE in PMMA resistente ai raggi UV, provvisto di sede per l'alloggiamento del cavo di alimentazione. Provvisto di guarnizione in gomma siliconica per garantire un alto livello di protezione contro gli agenti esterni.

CAGE in one piece only made of shockproof resin material, UV-rays stabilized, rust and corrosion-free.

GABBIA realizzata in un unico pezzo e fabbricata in resina antiurto, stabilizzata ai raggi UV, inattaccabile da ruggine e corrosione.

ELIA E27

Q43.000 *



Dimensions and weight

Height: 740 mm
Width: 430 mm
Depth: 430 mm
Weight: 7,5 Kg
Junction to support: diameter 60 mm
Area exposed to wind pressure:
CxS = m² 0,165

Moulded colours:

Black White

Painted colours:

Antique green Antique bronze

Diffuser PMMA:

Clear Opal

CHROME ALUMINIUM LOUVER

H.FC6 open
Downward position



E27-E40 VERSION

100 - 240 V

*ADD. SUFFIX



suitable lamps:

CFL-LED
SON-HQI

max 100W

E27
Lampholder only

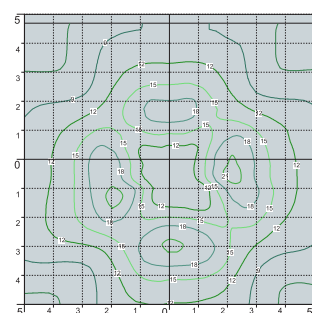
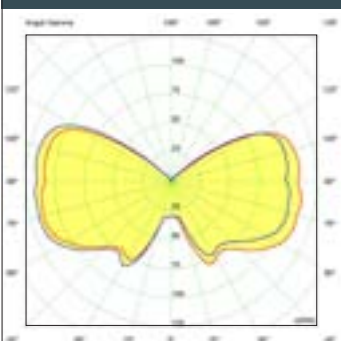
.E27

E40
Lampholder only

.E40

Lantern supplied complete with **E27** or **E40** lampholder.

PHOTOMETRIC DATA SAMPLE



ELIA E27 clear SON 100W.

POST height 4,5mt
10 x 10mt area: average 12 lux

The photometric data for all the versions are available upon request or on our website.

* ADD THESE SUFFIXES TO THE REFERENCES MENTIONED IN THE CATALOGUE

GARDEN REVIVAL
GARDEN CLASSIC
BOLLARD
UP&DOWN
DOWNLIGHT
IN-GROUND
BRICKLIGHT
FLOODLIGHT
BULKHEAD
SOLAR
URBAN CLASSIC
URBAN REVIVAL
URBAN MODERN
POST
LAMPS

ELIA GX53 LED - FLAT DIFFUSER

GRAND SIZE



Square lantern in classic style, made of shockproof resin material, UV-rays stabilized, rust and corrosion-free. Modular construction suitable for post top, hanging and wall installation. Supplied as standard with **FLAT diffuser** and equipped with TÜV-CB certified, long-life, powerful, efficient and **kelvin settable GX53 LED modular system**. Designed according to the international regulations against light pollution (standard UNI 10819). Insulation class II, Protection rating IP 55.

*Lanterna quadra in stile classico, realizzata in resina antiurto, stabilizzata ai raggi UV, inattaccabile da ruggine e corrosione. Idonea per il montaggio a palo, a sospensione o a parete. Fornita con **diffusore piatto** ed equipaggiata con **sistema modulare a LED GX53 con kelvin impostabile** certificato TÜV-CB di lunga durata ed alta efficienza. Progettato in ottemperanza alle norme internazionali contro l'inquinamento luminoso (standard UNI 10819). Classe di isolamento II, grado di protezione IP55.*

Q45.000.D8K



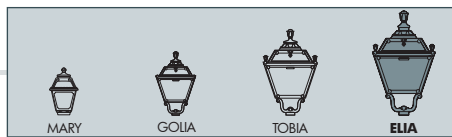
CCT SETTABLE

3000 K 4000 K 6500 K

SDCM < 6

| | | | | |
|--|--|--|--|--|
| | | | | |
| | | | | |
| | | | | |





ELIA GX53 LED - LANTERN COMPONENTS

IP55



Decorative **PINNACLE** to be mounted on the roof top for post installation or on the lantern base for hanging installation.

PINNACOLO decorativo applicabile alla sommità del tetto (montaggio a palo) o sulla base della gabbia (montaggio a sospensione).

LANTERN ROOF made of shockproof resin material, UV-rays stabilized. Tool-free opening for relamping and maintenance.

TETTO realizzato in resina antiurto, stabilizzata ai raggi UV. Rimovibile senza l'ausilio di attrezzi per manutenzione e cambio lampadina.

DIFFUSER with **FLAT** shape made of UV-rays stabilized polymethylmethacrylate (PMMA), provided with silicone rubber gasket to ensure an increased protection against external agent.

DIFFUSORE in polimetilmetacrilato (PMMA) con configurazione piatta, provvisto di guarnizione in gomma siliconica per garantire una migliore protezione contro gli agenti esterni.

CAGE in one piece only made of shockproof resin material, UV-rays stabilized, rust and corrosion-free.

GABBIA realizzata in un unico pezzo e fabbricata in resina antiurto, stabilizzata ai raggi UV, inattaccabile da ruggine e corrosione.

ELIA GX53 LED

Q45.000 *



Dimensions and weight

Height: 740 mm
Width: 430 mm
Depth: 430 mm
Weight: 9,1 Kg

Area exposed to wind pressure:
CxS = m² 0,165

Moulded colours:

Black White

Painted colours:

Antique green Antique bronze

Diffuser PMMA:

Clear Opal


GX53 LED



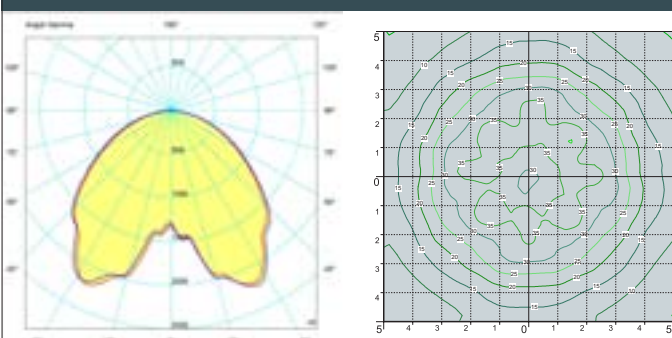
- **COST SAVING:** long-life and efficient LED light sources.
- **BUILT-IN DRIVER:** quick and easy lamp replacement.
- **GREAT FLEXIBILITY:** GX53 standard lamp holder.
- **FUTURE-PROOFED LUMINARIES:** performances easy to upgrade to latest technology developments.
- **SUITABLE FOR OUTDOOR USE:** built-in driver fully protected against heat and humidity by silicone paste.

Lantern supplied with white resin **CEILING** provided with 8x TÜV-CB certified, long-life, efficient and **Kelvin settable GX53 LED lamps included**. Each lamp can be quickly and easily replaced individually, making the luminaries maintenance very simple.

100 - 240 V

| LAMP | POWER | LUMINOUS FLUX (Φ TOTAL) UP TO | COLOUR TEMP. | *ADD. SUFFIX |
|---|------------------------|-------------------------------|----------------------------|--------------|
|  | 8x 10 W 80 W | 10320 lm | 6500 K 4000 K 3000 K | .D8K |

PHOTOMETRIC DATA SAMPLE



ELIA GX53 LED
8X10W

POST height 4,5mt
10x10mt area: average 28 lux


The photometric data for all the versions are available upon request or on our website.

LED LAMPS



Comply with: EU2019/2015
EU2019/2020
Technical details on page 636.

CCT SETTABLE LED LAMP



CCT switch settable in three different positions, to select the desired Kelvin temperature (3000K/4000K/6500K) and get a customized ambiance.

LAMPS
POST
URBAN MODERN
URBAN REVIVAL
URBAN CLASSIC
SOLAR
BULKHEAD
FLOODLIGHT
BRICKLIGHT
IN-GROUND
DOWNLIGHT
UP&DOWN
BOLLARD
GARDEN CLASSIC
GARDEN REVIVAL

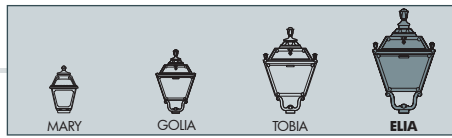
ELIA

GRAND SIZE



Q43.221.W1L





| | |
|------------------------------|---------|
| GIONA 5000/ELIA | |
| Q43.227 | |
| GX53 | Q45.227 |
| Pcs 1 Kg 67,5 mc 1,112 | 430 |

400

5680

| | |
|------------------------------|------------------------------|
| GIONA 4000/ELIA | GIONA 4500/ELIA |
| Q43.221 | Q43.224 |
| GX53 Q45.221 | Q45.224 |
| Pcs 1 Kg 62,5 mc 0,862 | Pcs 1 Kg 65,5 mc 0,982 |

430

4680
5180

400

| | |
|------------------------------|----------------------------|
| KARMEL 3500/ELIA | KARMEL 4000/ELIA |
| Q43.234 | Q43.237 |
| GX53 Q45.234 | Q45.237 |
| Pcs 1 Kg 38,6 mc 0,402 | Pcs 1 Kg 42 mc 0,453 |

430

4180
4680

Ø 275

| | |
|-----------------------------|---------|
| LOT/ELIA | |
| Q43.113 | |
| GX53 | Q45.113 |
| Pcs 1 Kg 8,4 mc 0,182 | 910 |

Ø 190

910

| | |
|----------------------------|---------|
| KARMEL 3000/ELIA | |
| Q43.231 | |
| GX53 | Q45.231 |
| Pcs 1 Kg 33 mc 0,362 | 430 |

430

3680

Ø 275

| | |
|-----------------------------|---------|
| ELIA | |
| Q43.000 | |
| GX53 | Q45.000 |
| Pcs 1 Kg 7,5 mc 0,182 | 430 |

430

740

Ø 60

| | |
|----------------------------|------------------------------|
| TABOR/ELIA | HOREB/ELIA |
| Q43.204 | Q43.207 |
| GX53 Q45.204 | Q45.207 |
| Pcs 1 Kg 33 mc 0,362 | Pcs 1 Kg 35,5 mc 0,402 |

430

3680
4180

Ø 275

GARDEN REVIVAL
GARDEN CLASSIC
BOLLARD
UP&DOWN
DOWNLIGHT
IN-GROUND
BRICKLIGHT
FLOODLIGHT
BULKHEAD
SOLAR
URBAN CLASSIC
URBAN REVIVAL
URBAN MODERN
POST
LAMPS

LAMPS POST URBAN MODERN URBAN REVIVAL URBAN CLASSIC SOLAR BULKHEAD FLOODLIGHT BRICKLIGHT IN-GROUND DOWNLIGHT UP&DOWN BOLLARD GARDEN CLASSIC GARDEN REVIVAL

GIONA 4000/ELIA

GRAND SIZE



Q43.221.N20.H1L

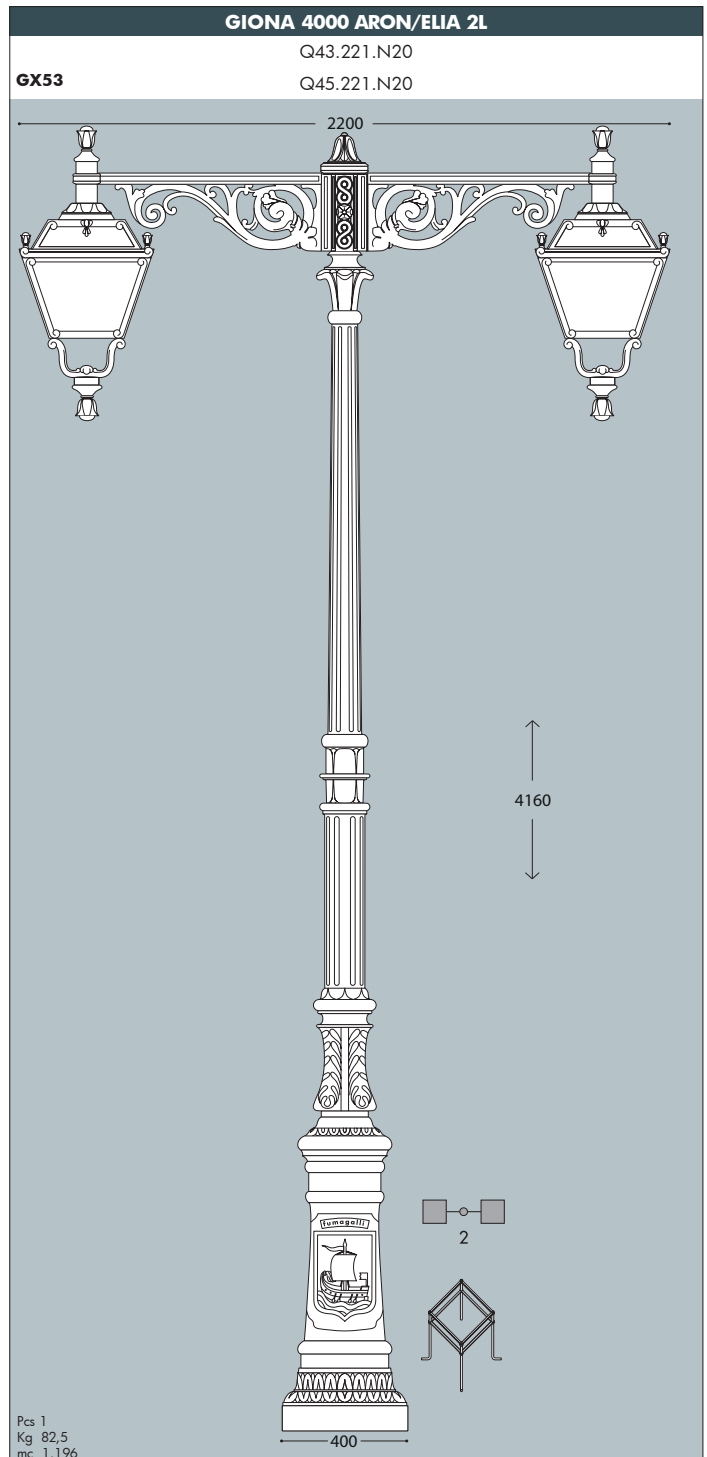
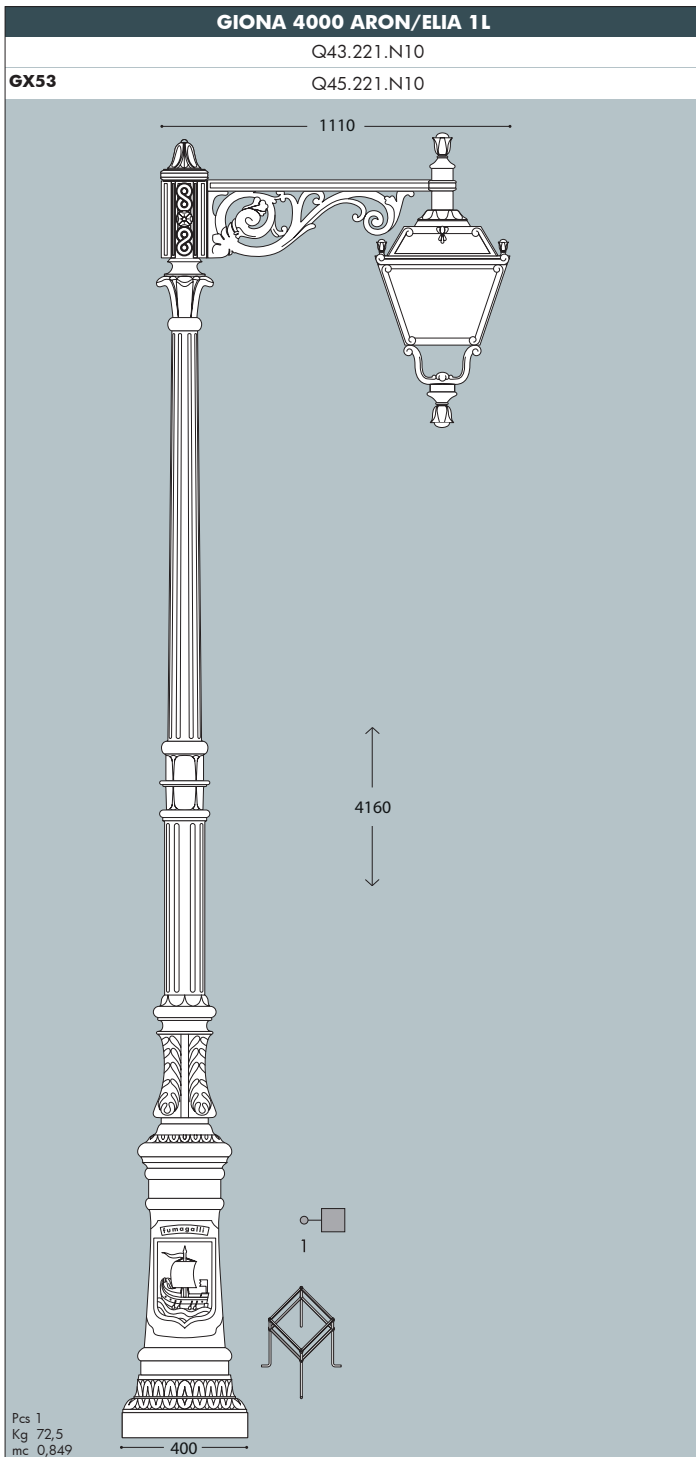
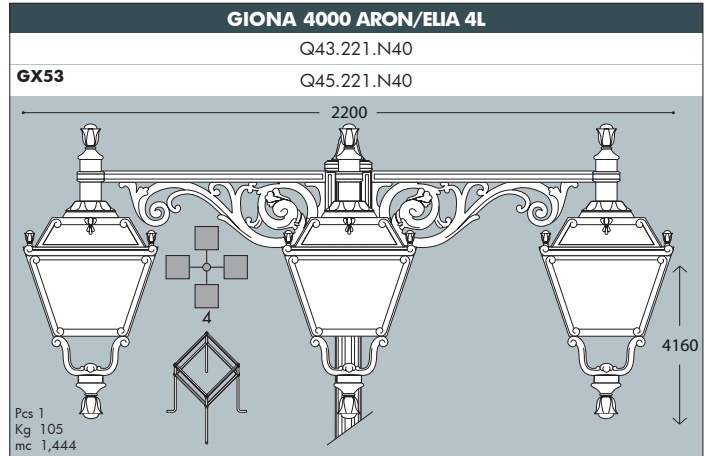
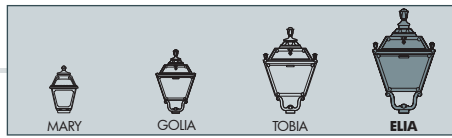


Q43.113.H1L



Q43.221.N10.H1L





LAMPS
POST
URBAN MODERN
URBAN REVIVAL
URBAN CLASSIC
SOLAR
BULKHEAD
FLOODLIGHT
BRICKLIGHT
IN-GROUND
DOWNLIGHT
UP&DOWN
BOLLARD
GARDEN CLASSIC
GARDEN REVIVAL

GIONA 4500-5000/ELIA

GRAND SIZE



Q43.224.N10.W1L

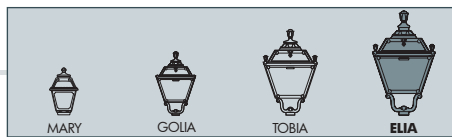


Q43.172.W1L



Q43.224.N20.W1L





| GIONA 4500 ARON/ELIA 1L | GIONA 5000 ARON/ELIA 1L |
|------------------------------|------------------------------|
| Q43.224.N10 | Q43.227.N10 |
| GX53 Q45.224.N10 | GX53 Q45.227.N10 |
| Pcs 1 Kg 71,5 mc 0,949 | Pcs 1 Kg 73,5 mc 1,191 |

| ARON/ELIA | |
|----------------------------|-------------|
| Q43.172 | Q45.172 |
| GX53 | GX53 |
| Pcs 1 Kg 13 mc 0,223 | |

| GIONA 4500 ARON/ELIA 2L | GIONA 5000 ARON/ELIA 2L |
|------------------------------|------------------------------|
| Q43.224.N20 | Q43.227.N20 |
| GX53 Q45.224.N20 | GX53 Q45.227.N20 |
| Pcs 1 Kg 82,5 mc 1,196 | Pcs 1 Kg 84,5 mc 1,329 |

| GIONA 4500 ARON/ELIA 4L | GIONA 5000 ARON/ELIA 4L |
|-----------------------------|-----------------------------|
| Q43.224.N40 | Q43.227.N40 |
| GX53 Q45.224.N40 | GX53 Q45.227.N40 |
| Pcs 1 Kg 105 mc 1,444 | Pcs 1 Kg 107 mc 1,605 |

| ERMON.R/ELIA resin |
|------------------------------|
| Q43.195 |
| GX53 Q45.195 |
| Pcs 1 Kg 13,5 mc 0,250 |

GARDEN REVIVAL
GARDEN CLASSIC
BOLLARD
UP&DOWN
DOWNLIGHT
IN-GROUND
BRICKLIGHT
FLOODLIGHT
BULKHEAD
SOLAR
URBAN CLASSIC
URBAN REVIVAL
URBAN MODERN
POST
LAMPS

PIETRO HIGH POWER LED

GRAND SIZE



Square lantern made in shockproof resin material, UV rays stabilized, rust and corrosion-free. Modular construction suitable for post top, wall and hanging installation. Provided with reflective ceiling designed to host the lighting source and equipped with TÜV-CB certified, long-life and efficient **E27 high power LED lamp included**. Insulation class II, Protection rating IP55.

*Lanterna quadra realizzata in resina antiurto, stabilizzato ai raggi UV, inattaccabile da ruggine e corrosione. Idonea per il montaggio a palo, a sospensione o a parete. Provvista di soffitto riflettente progettato per accogliere la sorgente luminosa e fornita **completa di lampada a LED E27 ad ALTA POTENZA**, certificata TÜV-CB di lunga durata ed elevata efficienza. Classe di isolamento II, grado di protezione IP55.*

E27 HIGH POWER LED

INDOOR & OUTDOOR USE

+80°C
-30°C

90% HUMIDITY

VOLTAGE SURGE RESISTANT

DRIVER SILICONE PROTECTION



U43.000.H1L

| | | | | |
|--|--|--|--|--|
| | | | | |
| | | | | |
| | | | | |
| | | | | |





PIETRO HIGH POWER LED - LANTERN COMPONENTS

IP55



Decorative **PINNACLE** to be mounted on the roof top for post installation or on the lantern base for hanging installation.

PINNACOLO decorativo applicabile alla sommità del tetto (montaggio a palo) o sulla base della gabbia (montaggio a sospensione).

Lantern **ROOF** made of shockproof resin material. UV-rays stabilized.

TETTO realizzato in resina antiurto, stabilizzata ai raggi UV.

High temperature resistant reflective **CEILING** made of shockproof resin material. Provided with E27 lampholder and equipped with **HIGH POWER LED lamp**. Designed to host and protect the lighting source, granting its safe and quick installation.

SOFFITTO riflettente realizzato in resina antiurto ad alta resistenza al calore. Fornito completo di portalamпада E27 e provvisto di lampada a **LED ad ALTA POTENZA**. Progettato per accogliere e proteggere la sorgente luminosa garantendone una veloce e sicura installazione.

DIFFUSER of UV-rays stabilized PMMA, with recess for a power supply cable. Provided with silicone rubber gasket to ensure high protection against external agents.

DIFFUSORE in PMMA resistente ai raggi UV, provvisto di sede per l'alloggiamento del cavo di alimentazione. Provvisto di guarnizione in gomma siliconica per garantire un alto livello di protezione contro gli agenti esterni.

CAGE in one piece only made of shockproof resin material, UV-rays stabilized, rust and corrosion-free.

GABBIA realizzata in un unico pezzo e fabbricata in resina antiurto, stabilizzata ai raggi UV, inattaccabile da ruggine e corrosione.

PIETRO HIGH POWER LED

U43.000 *



Dimensions and weight

Height: 770 mm
Width: 430 mm
Depth: 430 mm
Weight: 7,5 Kg
Junction to support: diameter 60 mm
Area exposed to wind pressure:
CxS = m² 0,182

Moulded colours:

Black White

Painted colours:

Antique green Antique bronze

Diffuser PMMA:

Clear Opal

HIGH POWER LED



- **COST SAVING:** long-life and efficient LED light source.
- **BUILT-IN DRIVER:** quick and easy lamp replacement.
- **GREAT FLEXIBILITY:** E27 standard lamp holder.
- **FUTURE-PROOFED LUMINARIES:** performances easy to upgrade to latest technology developments.
- **SUITABLE FOR OUTDOOR USE:** built-in driver fully protected against heat and humidity by silicone paste.

Lantern equipped with TÜV-CB certified, long-life, and efficient **E27 high power LED lamp**, granting the same luminous flux of traditional SON/HQI lighting sources. The lamp can be quickly and easily replaced, making the luminaries maintenance very simple.

100 - 240 V

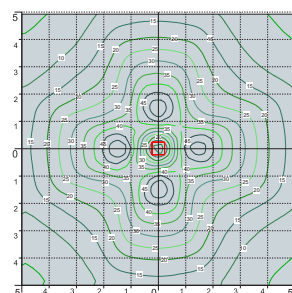

| LAMP | POWER | LUMINOUS FLUX UP TO | COLOUR TEMP. | *ADD. SUFFIX |
|---------|-------|---------------------|--------------|--------------|
| E27 LED | 50 W | 6550 Lm | 4000 K | .H1L |
| | | | 3000 K | .H1R |
| E27 LED | 60 W | 7600 Lm | 4000 K | .W1L |
| | | | 3000 K | .W1R |

LED LAMPS



Comply with: EU2019/2015
EU2019/2020
Technical details on page 636.

PHOTOMETRIC DATA SAMPLE



PIETRO E27 LED HIGH POWER 50W

POST height 4,5mt
10x10mt area: average 21 lux

The photometric data for all the versions are available upon request or on our website.

* ADD THESE SUFFIXES TO THE REFERENCES MENTIONED IN THE CATALOGUE

GARDEN REVIVAL
GARDEN CLASSIC
BOLLARD
UP&DOWN
DOWNLIGHT
IN-GROUND
BRICKLIGHT
FLOODLIGHT
BULKHEAD
SOLAR
URBAN CLASSIC
URBAN REVIVAL
URBAN MODERN
POST
LAMPS

PIETRO E27

GRAND SIZE



E27 square lantern in classic style, made of shockproof resin material, UV-rays stabilized, rust and corrosion-free. Modular construction suitable for post top, hanging and wall installation. Provided with high temperature resistant ceiling suitable for ballast fixation. Insulation class II, protection rating IP 55.

Lantern quadra E27 in stile classico, realizzata in resina antiurto, stabilizzata ai raggi UV, inattaccabile da ruggine e corrosione. Idonea per il montaggio a palo, a sospensione o a parete. Fornita con soffitto ad alta resistenza al calore idoneo per il fissaggio dei reattori. Classe di isolamento II, grado di protezione IP55.



U43.000.E27

| | | | |
|--|--|--|--|
| | | | |
| | | | |

| | | | |
|--|--|--|--|
| | | | |
|--|--|--|--|

MADE IN ITALY



PIETRO E27 - LANTERN COMPONENTS

IP55



Decorative **PINNACLE** to be mounted on the roof top for post installation or on the lantern base for hanging installation.

PINNACOLO decorativo applicabile alla sommità del tetto (montaggio a palo) o sulla base della gabbia (montaggio a sospensione).

ROOF made of shockproof resin material, UV-rays stabilized.

TETTO realizzato in resina antiurto, stabilizzata ai raggi UV.

High temperature resistant reflective **CEILING** made of shockproof resin material. Provided with E27 lampholder and suitable for ballast fixation.

SOFFITTO riflettente realizzato in resina antiurto ad alta resistenza al calore. Fornito completo di portalamпада E27 e idoneo per il fissaggio dei reattori.

DIFFUSER of UV-rays stabilized PMMA, with recess for a power supply cable. Provided with silicone rubber gasket to ensure high protection against external agents.

DIFFUSORE in PMMA resistente ai raggi UV, provvisto di sede per l'alloggiamento del cavo di alimentazione. Provvisto di guarnizione in gomma siliconica per garantire un alto livello di protezione contro gli agenti esterni.

CAGE in one piece only made of shockproof resin material, UV-rays stabilized, rust and corrosion-free.

GABBIA realizzata in un unico pezzo e fabbricata in resina antiurto, stabilizzata ai raggi UV, inattaccabile da ruggine e corrosione.

PIETRO E27

U43.000 *



Dimensions and weight

Height: 770 mm
Width: 430 mm
Depth: 430 mm
Weight: 7,5 Kg
Junction to support: diameter 60 mm
Area exposed to wind pressure:
CxS = m² 0,182

Moulded colours:

Black White

Painted colours:

Antique green Antique bronze

Diffuser PMMA:

Clear Opal

CHROME ALUMINIUM LOUVER

H.FC6 open
Downward position



E27-E40

100 - 240 V

*ADD. SUFFIX



suitable lamps:

CFL-LED
SON-HQI
max 100W

E27
Lampholder only

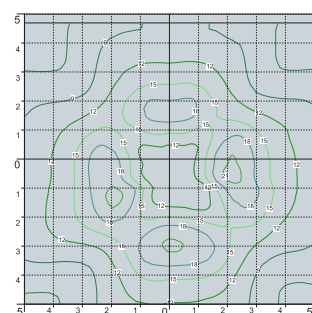
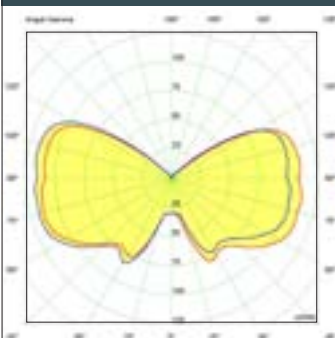
.E27

E40
Lampholder only

.E40

Lantern supplied complete with **E27** or **E40** lampholder.

PHOTOMETRIC DATA SAMPLE



PIETRO E27 clear SON 100W.

POST height 4,5mt
10 x 10mt area: average 12 lux

The photometric data for all the versions are available upon request or on our website.

GARDEN REVIVAL
GARDEN CLASSIC
BOLLARD
UP&DOWN
DOWNLIGHT
IN-GROUND
BRICKLIGHT
FLOODLIGHT
BULKHEAD
SOLAR
URBAN CLASSIC
URBAN REVIVAL
URBAN MODERN
POST
LAMPS

PIETRO GX53 LED - FLAT DIFFUSER

GRAND SIZE



Square lantern in classic style, made of shockproof resin material, UV-rays stabilized, rust and corrosion-free. Modular construction suitable for post top, hanging and wall installation. Supplied as standard with **FLAT diffuser** and equipped with TÜV-CB certified, long-life, powerful, efficient and **Kelvin settable GX53 LED modular system**. Designed according to the international regulations against light pollution (standard UNI 10819). Insulation class II, Protection rating IP 55.

*Lanterna quadra in stile classico, realizzata in resina antiurto, stabilizzata ai raggi UV, inattaccabile da ruggine e corrosione. Idonea per il montaggio a palo, a sospensione o a parete. Fornita con **diffusore piatto** ed equipaggiata con **sistema modulare a LED GX53 con Kelvin impostabile** certificato TÜV-CB di lunga durata ed alta efficienza. Progettato in ottemperanza alle norme internazionali contro l'inquinamento luminoso (standard UNI 10819). Classe di isolamento II, grado di protezione IP55.*

U45.000.D8K



CCT SETTABLE

3000 K 4000 K 6500 K

SDCM < 6

| | | | | | |
|--|--|--|--|--|--|
| | | | | | |
| | | | | | |





PIETRO GX53 LED - LANTERN COMPONENTS

IP55



Decorative **PINNACLE** to be mounted on the roof top for post installation or on the lantern base for hanging installation.

PINNACOLO decorativo applicabile alla sommità del tetto (montaggio a palo) o sulla base della gabbia (montaggio a sospensione).

LANTERN ROOF made of shockproof resin material, UV-rays stabilized.

TETTO realizzato in resina antiurto, stabilizzata ai raggi UV.

DIFFUSER with **FLAT** shape made of UV-rays stabilized polymethylmethacrylate (PMMA), provided with silicone rubber gasket to ensure an increased protection against external agent.

DIFFUSORE in polimetilmetacrilato (PMMA) con configurazione piatta, provvisto di guarnizione in gomma siliconica per garantire una migliore protezione contro gli agenti esterni.

CAGE in one piece only made of shockproof resin material, UV-rays stabilized, rust and corrosion-free.

GABBIA realizzata in un unico pezzo e fabbricata in resina antiurto, stabilizzata ai raggi UV, inattaccabile da ruggine e corrosione.

PIETRO GX53 LED

U45.000 *



Dimensions and weight

Height: 770 mm
Width: 430 mm
Depth: 430 mm
Weight: 9,1 Kg
Junction to support: diameter 60 mm
Area exposed to wind pressure:
CxS = m² 0,182

Moulded colours:

Black White

Painted colours:

Antique green Antique bronze

Diffuser PMMA:

Clear Opal

GX53 LED



- **COST SAVING:** long-life and efficient LED light sources.
- **BUILT-IN DRIVER:** quick and easy lamp replacement.
- **GREAT FLEXIBILITY:** GX53 standard lamp holder.
- **FUTURE-PROOFED LUMINARIES:** performances easy to upgrade to latest technology developments.
- **SUITABLE FOR OUTDOOR USE:** built-in driver fully protected against heat and humidity by silicone paste.

Lantern supplied with white resin **CEILING** provided with 8x TÜV-CB certified, long-life, efficient and **Kelvin settable GX53 LED lamps included**. Each lamp can be quickly and easily replaced individually, making the luminaries maintenance very simple.

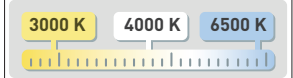
| 100 - 240 V | | | | |
|-------------|------------------------|-------------------------------|--------------|--------------|
| LAMP | POWER | LUMINOUS FLUX (Φ TOTAL) UP TO | COLOUR TEMP. | *ADD. SUFFIX |
| | 8x 10 W 80 W | 10320 Lm | 6500 K | .D8K |
| | | | 4000 K | |
| | | | 3000 K | |

LED LAMPS



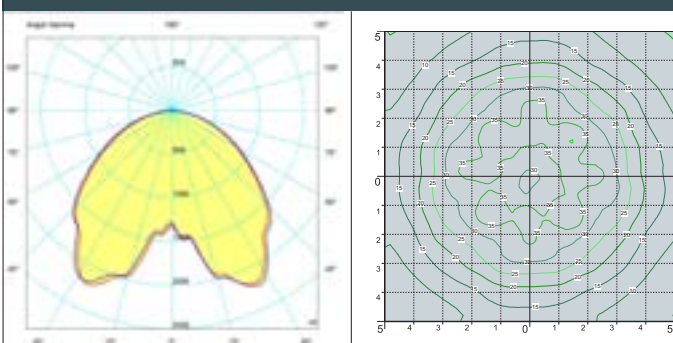
Comply with: EU2019/2015
EU2019/2020
Technical details on page 636.

CCT SETTABLE LED LAMP



CCT switch settable in three different positions, to select the desired Kelvin temperature (3000K/4000K/6500K) and get a customized ambience.

PHOTOMETRIC DATA SAMPLE



PIETRO GX53 LED 8X10W

POST height 4,5mt
10x10mt area: average 28 lux

The photometric data for all the versions are available upon request or on our website.

* ADD THESE SUFFIXES TO THE REFERENCES MENTIONED IN THE CATALOGUE

LAMPS
POST
URBAN MODERN
URBAN REVIVAL
URBAN CLASSIC
SOLAR
BULKHEAD
FLOODLIGHT
BRICKLIGHT
IN-GROUND
DOWNLIGHT
UP&DOWN
BOLLARD
GARDEN CLASSIC
GARDEN REVIVAL

PIETRO

GRAND SIZE





| GIONA 5000/PIETRO | |
|------------------------------|---------|
| | U43.227 |
| GX53 | U45.227 |
| Pcs 1 Kg 67,5 mc 1,112 | 430 |

| GIONA 4000/PIETRO | GIONA 4500/PIETRO |
|------------------------------|------------------------------|
| U43.221 | U43.224 |
| GX53 U45.221 | U45.224 |
| Pcs 1 Kg 62,5 mc 0,862 | Pcs 1 Kg 65,5 mc 0,982 |

| KARMEL 3500/PIETRO | KARMEL 4000/PIETRO |
|------------------------------|----------------------------|
| U43.234 | U43.237 |
| GX53 U45.234 | U45.237 |
| Pcs 1 Kg 38,6 mc 0,402 | Pcs 1 Kg 42 mc 0,453 |

| LOT/PIETRO | |
|-----------------------------|---------|
| | U43.113 |
| GX53 | U45.113 |
| Pcs 1 Kg 8,4 mc 0,182 | 430 |
| | 940 |
| | Ø 190 |

| KARMEL 3000/PIETRO | |
|----------------------------|---------|
| | U43.231 |
| GX53 | U45.231 |
| Pcs 1 Kg 33 mc 0,362 | 430 |

| PIETRO | |
|-----------------------------|---------|
| | U43.000 |
| GX53 | U45.000 |
| Pcs 1 Kg 7,5 mc 0,182 | 430 |
| | 770 |
| | Ø 60 |

| TABOR/PIETRO | HOREB/PIETRO |
|----------------------------|------------------------------|
| U43.204 | U43.207 |
| GX53 U45.204 | U45.207 |
| Pcs 1 Kg 33 mc 0,362 | Pcs 1 Kg 35,5 mc 0,402 |

LAMPS
POST
URBAN MODERN
URBAN REVIVAL
URBAN CLASSIC
SOLAR
BULKHEAD
FLOODLIGHT
BRICKLIGHT
IN-GROUND
DOWNLIGHT
UP&DOWN
BOLLARD
GARDEN CLASSIC
GARDEN REVIVAL

GIONA 4000/PIETRO

GRAND SIZE

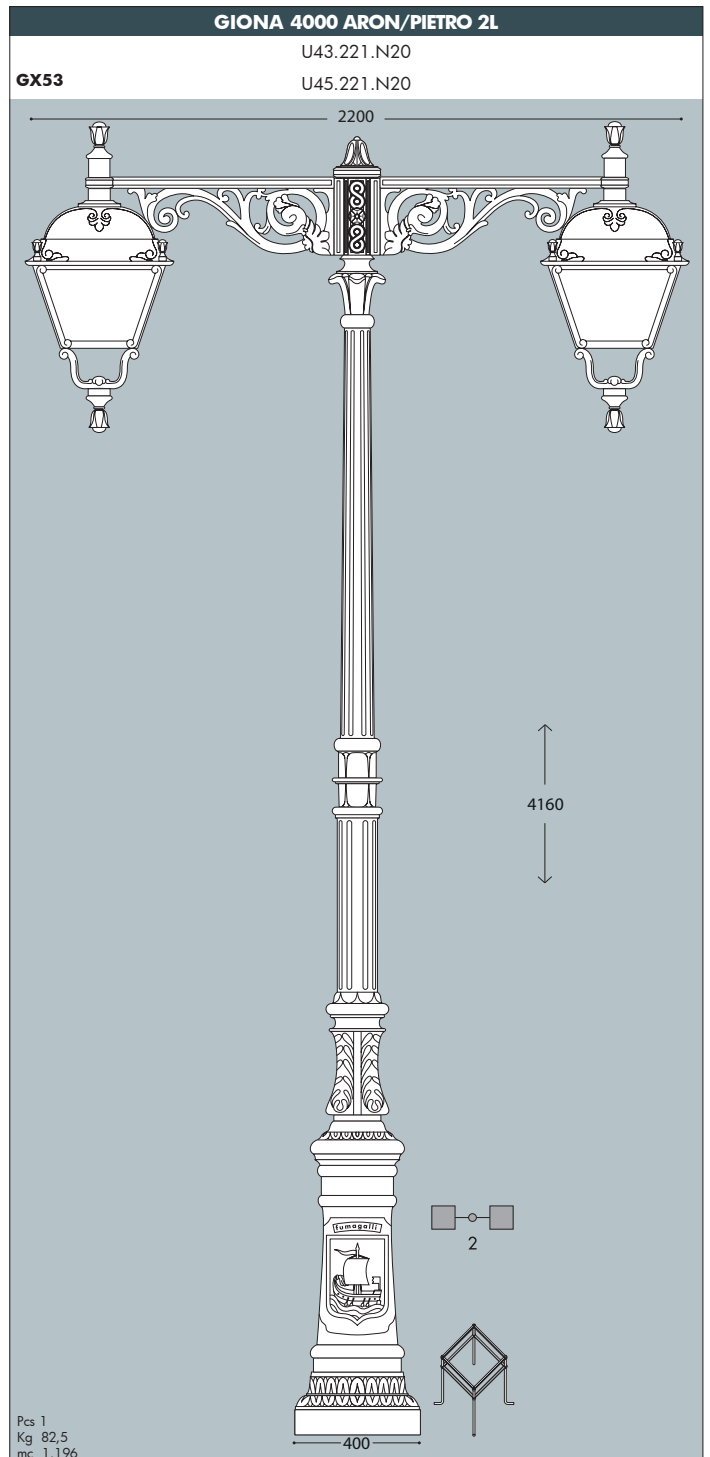
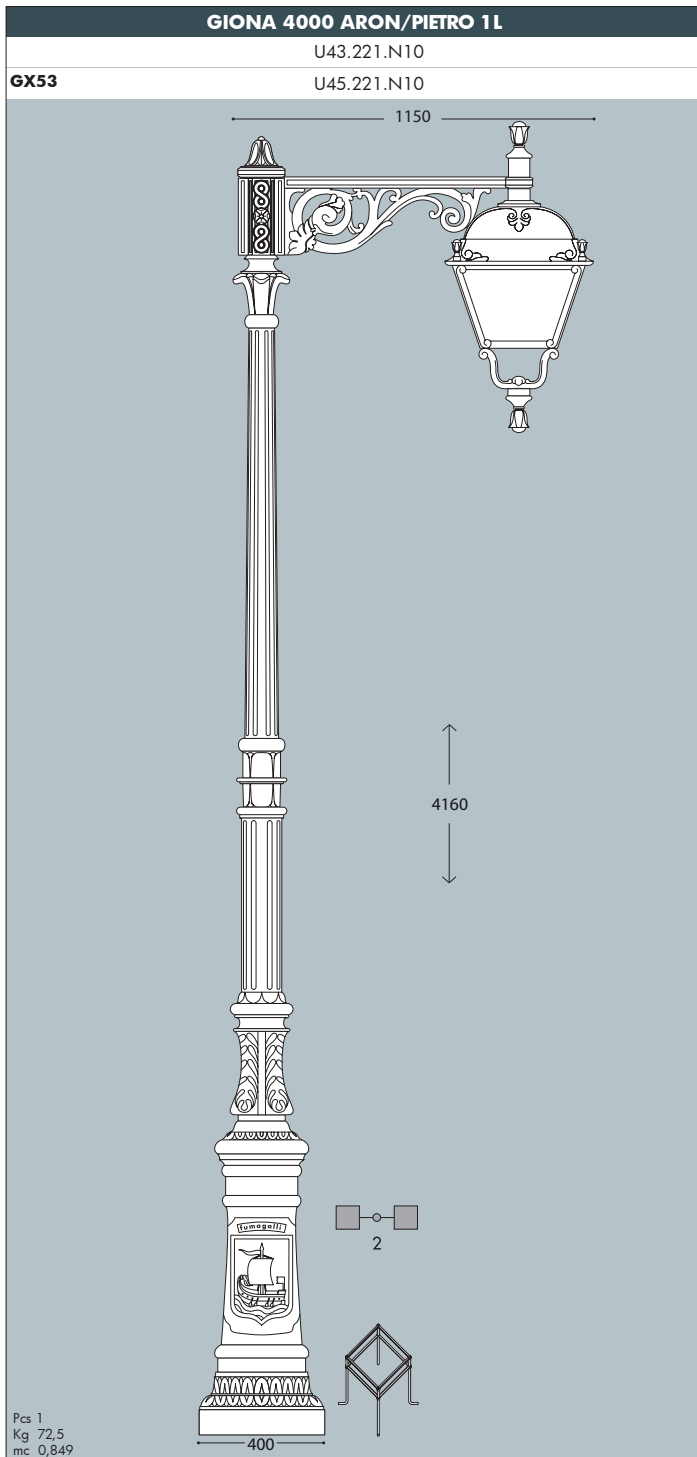
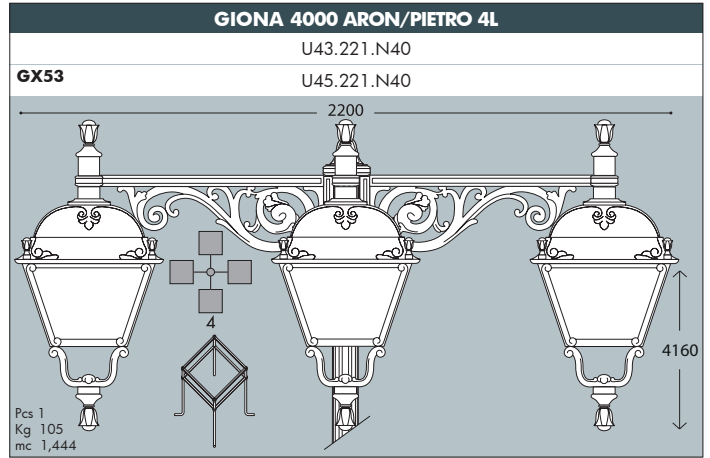


U43.221.N20.W1L



U43.221.N10.W1L

MADE IN ITALY



GARDEN REVIVAL
GARDEN CLASSIC
BOLLARD
UP&DOWN
DOWNLIGHT
IN-GROUND
BRICKLIGHT
FLOODLIGHT
BULKHEAD
SOLAR
URBAN CLASSIC
URBAN REVIVAL
URBAN MODERN
POST
LAMPS

LAMPS
POST
URBAN MODERN
URBAN REVIVAL
URBAN CLASSIC
SOLAR
BULKHEAD
FLOODLIGHT
BRICKLIGHT
IN-GROUND
DOWNLIGHT
UP&DOWN
BOLLARD
GARDEN CLASSIC
GARDEN REVIVAL

GIONA 4500-5000/PIETRO

GRAND SIZE



U43.224.N20



U43.224.N10.H1L



U45.195.D8K

MADE IN ITALY



| GIONA 4500 ARON/ PIETRO 1L | GIONA 5000 ARON/ PIETRO 1L |
|-------------------------------|-------------------------------|
| U43.224.N10 | U43.227.N10 |
| GX53 U45.224.N10 | U45.227.N10 |
| Pcs 1 Kg 71,5 mc 0,949 | Pcs 1 Kg 73,5 mc 1,191 |

400

| ARON/PIETRO | |
|----------------------------|---------|
| U43.172 | U45.172 |
| GX53 | |
| Pcs 1 Kg 13 mc 0,223 | |

| GIONA 4500 ARON/PIETRO 2L | GIONA 5000 ARON/PIETRO 2L |
|------------------------------|------------------------------|
| U43.224.N20 | U43.227.N20 |
| GX53 U45.224.N20 | GX53 U45.227.N20 |
| Pcs 1 Kg 82,5 mc 1,196 | Pcs 1 Kg 84,5 mc 1,329 |

2

| GIONA 4500 ARON/PIETRO 4L | GIONA 5000 ARON/PIETRO 4L |
|-----------------------------|-----------------------------|
| U43.224.N40 | U43.227.N40 |
| GX53 U45.224.N40 | GX53 U45.227.N40 |
| Pcs 1 Kg 105 mc 1,444 | Pcs 1 Kg 107 mc 1,605 |

4

| ERMON.R/PIETRO resin |
|------------------------------|
| U43.195 |
| GX53 U45.195 |
| Pcs 1 Kg 13,5 mc 0,250 |

Ø 275

GARDEN REVIVAL
GARDEN CLASSIC
BOLLARD
UP&DOWN
DOWNLIGHT
IN-GROUND
BRICKLIGHT
FLOODLIGHT
BULKHEAD
SOLAR
URBAN CLASSIC
URBAN REVIVAL
URBAN MODERN
POST
LAMPS

GARDEN REVIVAL
GARDEN CLASSIC
BOLLARD
UP&DOWN
DOWNLIGHT
IN-GROUND
BRICKLIGHT
FLOODLIGHT
BULKHEAD
SOLAR
URBAN CLASSIC
URBAN REVIVAL
URBAN MODERN
POST
LAMPS

GLOBE 400 CLASSIC

LARGE SIZE



Ø 400 mm PMMA globe, complete with classic base made of shockproof resin material, UV-rays stabilized, rust and corrosion-free. Suitable for post top, hanging and wall installation. Base provided with E27 lampholder and prepared for louvre fixation. Insulation class II, protection rating IP55.

Globo Ø 400 mm in polimetilmetacrilato (PMMA) completo di base classica realizzata in resina antiurto, stabilizzata ai raggi UV, inattaccabile da ruggine e corrosione. Idoneo per il montaggio a palo, a sospensione o a parete. Base fornita con portalampada E27 e predisposta per il fissaggio del frangiluce. Classe di isolamento II, grado di protezione IP55.

G40.B40.E27FC1



| | | | |
|--|--|--|--|
| | | | |
| | | | |
| | | | |
| | | | |

MADE IN ITALY


GLOBE 400 CLASSIC - COMPONENTS

IP55



400 mm GLOBE made of UV-rays stabilized polymethylmethacrylate (PMMA), one piece only. Available in clear, opal or smoked colour.

GLOBO Ø 400 mm in polimetilmetacrilato (PMMA), resistente all'ingiallimento ed ai raggi UV, realizzato in un unico pezzo. Disponibile nei colori trasparente, bianco o fumé.



Chrome aluminium **LOUVRE** with a laminar symmetrical optic system to direct the lighting output and to get a lower dazzle (optional).

FRANGILUCE in alluminio cromato con sistema ottico lamellare a ripartizione simmetrica per orientare il fascio di luce e ridurre l'abbagliamento (opzionale).

Globe **BASE**, made of shockproof resin material, UV-rays stabilized, rust and corrosion-free, consisting of a support and of a cover provided with E27 lampholder.

BASE del globo, realizzata in resina antiurto, stabilizzata ai raggi UV, inattaccabile da ruggine e corrosione. Composta da un supporto e da un coperchio in cui si trova l'alloggiamento per il portalamпада E27 (incluso).

GLOBE 400 CLASSIC

G40.B40 *



Dimensions and weight

Height: 410 mm
Diameter: 400 mm
Junction to support: diameter 60 mm
Weight: 2,3 Kg
Area exposed to wind pressure:
CxS = m² 0,122

Moulded colours:

Black White

Painted colours:

Antique green Antique bronze

Diffuser PMMA:

Clear Opal Smoked

CHROME ALUMINIUM LOUVRE

H.FC1 closed
Upward position



H.FC6 open
Downward position



E27

*ADD. SUFFIX



suitable lamps:

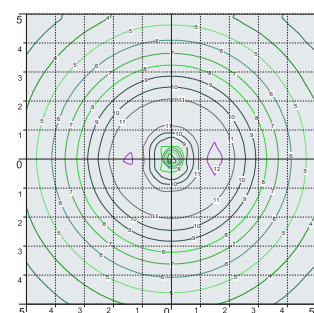

CFL-LED
max 50W

E27
Lampholder only

.E27

Globe complete with classic base and E27 lampholder.

PHOTOMETRIC DATA SAMPLE



GLOBE 400 E27 - opal
30W High Power LED

POST height 3,5mt
10x10mt area: average 5 lux

The photometric data for all the versions are available upon request or on our website.

* ADD THE ABOVE SUFFIXES TO THE REFERENCES MENTIONED IN THE CATALOGUE

LAMPS
POST
URBAN MODERN
URBAN REVIVAL
URBAN CLASSIC
SOLAR
BULKHEAD
FLOODLIGHT
BRICKLIGHT
IN-GROUND
DOWNLIGHT
UP&DOWN
BOLLARD
GARDEN CLASSIC
GARDEN REVIVAL

TABOR/GLOBE 400 CLASSIC

LARGE SIZE



G40.204.R30



G40.132.E27FC1



G40.204.E27FC1



MADE IN ITALY



OFIR/G400
G40.132

Pcs 2
Kg 6,1
mc 0,133

ADAM/G400
G40.171

Pcs 2
Kg 7,5
mc 0,192

GLOBE 400 CLASSIC
G40.B40

Pcs 2
Kg 4,7
mc 0,133

TABOR/G400
G40.204

Pcs 1
Kg 27,9
mc 0,230

TABOR OFIR/G400 2L
G40.204.R20

Pcs 1
Kg 33,2
mc 0,347

TABOR OFIR/G400 3L
G40.204.R30

Pcs 1
Kg 36
mc 0,429


LAMPS
POST
URBAN MODERN
URBAN REVIVAL
URBAN CLASSIC
SOLAR
BULKHEAD
FLOODLIGHT
BRICKLIGHT
IN-GROUND
DOWNLIGHT
UP&DOWN
BOLLARD
GARDEN CLASSIC
GARDEN REVIVAL

HOREB/GLOBE 400 CLASSIC

LARGE SIZE



G40.207.M21



G40.113.E27FC1



G40.207.M20



MADE IN ITALY



LOT/G400
G40.113

Pcs 2
Kg 6,5
mc 0,152

Ø 400

710

Ø 190

SICHEM/G400
G40.121

Pcs 2
Kg 5,3
mc 0,133

960

Ø 400

HOREB ADAM/G400 2L
G40.207.M20

1300

Ø 400

4190

2

Pcs 1
Kg 35,7
mc 0,378

HOREB/G400
G40.207

Pcs 1
Kg 30,3
mc 0,256

Ø 400

4020

Ø 275

HOREB ADAM/G400 3+1
G40.207.M31

Pcs 1
Kg 41,6
mc 0,545

1200

Ø 400

4240

Ø 275

3+1

HOREB ADAM/G400 2+1
G40.207.M21

Pcs 1
Kg 38
mc 0,447

1300

Ø 400

4240

2+1

HOREB ADAM/G400 3L
G40.207.M30

Pcs 1
Kg 39,4
mc 0,477

1200

Ø 400

4190

3

LAMPS
POST
URBAN MODERN
URBAN REVIVAL
URBAN CLASSIC
SOLAR
BULKHEAD
FLOODLIGHT
BRICKLIGHT
IN-GROUND
DOWNLIGHT
UP&DOWN
BOLLARD
GARDEN CLASSIC
GARDEN REVIVAL

KARMELO 3000/GLOBE 400 CLASSIC

LARGE SIZE





KARMEL 3000/G400
G40.231

Pcs 1
Kg 27,9
mc 0,230

Ø 400

3520

Ø 275

KARMEL 3000 OFIR/G400 2L
G40.231.R20

Pcs 1
Kg 33,2
mc 0,347

960

Ø 400

3620

2

Ø 275

KARMEL 3000 OFIR/G400 3L
G40.231.R30

Pcs 1
Kg 36
mc 0,429

900

Ø 400

3620

3

Ø 275

LAMPS
POST
URBAN MODERN
URBAN REVIVAL
URBAN CLASSIC
SOLAR
BULKHEAD
FLOODLIGHT
BRICKLIGHT
IN-GROUND
DOWNLIGHT
UP&DOWN
BOLLARD
GARDEN CLASSIC
GARDEN REVIVAL

KARMEL 3500-4000/GLOBE 400 CLASSIC

LARGE SIZE



G40.234.M20.E27FC1



G40.171



G40.234



MADE IN ITALY



EVA/G400
G40.181

Pcs 1
Kg 79
mc 0,353

| KARMEL 3500/G400 | KARMEL 4000/G400 |
|------------------------------|------------------------------|
| G40.234 | G40.237 |
| Pcs 1 Kg 30,3 mc 0,256 | Pcs 1 Kg 32,8 mc 0,283 |

| KARMEL 3500 ADAM/G400 2+1 | KARMEL 4000 ADAM/G400 2+1 |
|----------------------------|------------------------------|
| G40.234.M21 | G40.237.M21 |
| Pcs 1 Kg 38 mc 0,420 | Pcs 1 Kg 40,5 mc 0,545 |

| KARMEL 3500 ADAM/G400 3L | KARMEL 4000 ADAM/G400 3L |
|------------------------------|------------------------------|
| G40.234.M30 | G40.237.M30 |
| Pcs 1 Kg 39,4 mc 0,477 | Pcs 1 Kg 41,9 mc 0,482 |

| KARMEL 3500 ADAM/G400 3+1 | KARMEL 4000 ADAM/G400 3+1 |
|------------------------------|------------------------------|
| G40.234.M31 | G40.237.M31 |
| Pcs 1 Kg 41,6 mc 0,502 | Pcs 1 Kg 44,1 mc 0,545 |

| KARMEL 3500 ADAM/G400 2L | KARMEL 4000 ADAM/G400 2L |
|------------------------------|------------------------------|
| G40.234.M20 | G40.237.M20 |
| Pcs 1 Kg 35,7 mc 0,378 | Pcs 1 Kg 38,2 mc 0,400 |

GARDEN REVIVAL
GARDEN CLASSIC
BOLLARD
UP&DOWN
DOWNLIGHT
IN-GROUND
BRICKLIGHT
FLOODLIGHT
BULKHEAD
SOLAR
URBAN CLASSIC
URBAN REVIVAL
URBAN MODERN
POST
LAMPS

GARDEN REVIVAL
GARDEN CLASSIC
BOLLARD
UP&DOWN
DOWNLIGHT
IN-GROUND
BRICKLIGHT
FLOODLIGHT
BULKHEAD
SOLAR
URBAN CLASSIC
URBAN REVIVAL
URBAN MODERN
POST
LAMPS

GLOBE 500 CLASSIC

GRAND SIZE



Ø 500 mm PMMA globe, complete with classic base made of shockproof resin material, UV-rays stabilized, rust and corrosion-free. Suitable for post top, hanging and wall installation. Base provided with E27 lampholder and prepared for louvre fixation. Insulation class II, protection rating IP55.

Globo Ø 500 mm in polimetilmetacrilato (PMMA) completo di base classica realizzata in resina antiurto, stabilizzata ai raggi UV, inattaccabile da ruggine e corrosione. Idoneo per il montaggio a palo, a sospensione o a parete. Base fornita con portalampada E27 e predisposta per il fissaggio del frangiluce. Classe di isolamento II, grado di protezione IP55.

G50.B50.E27FC1

| | | | |
|--|--|--|--|
| | | | |
| | | | |
| | | | |
| | | | |

MADE IN ITALY


GLOBE 500 CLASSIC - COMPONENTS

IP55



500 mm GLOBE made of UV-rays stabilized polymethylmethacrylate (PMMA), one piece only. Available in clear, opal or smoked colour.

GLOBO Ø 500 mm Ø 500 mm in polimetilmetacrilato (PMMA), resistente all'ingiallimento ed ai raggi UV, realizzato in un unico pezzo. Disponibile nei colori trasparente, bianco o fumé.



Chrome aluminium **LOUVRE** with a laminar symmetrical optic system to direct the lighting output and to get a lower dazzle (optional).


FRANGILUCE in alluminio cromato con sistema ottico lamellare a ripartizione simmetrica per orientare il fascio di luce e ridurre l'abbagliamento (opzionale).

Luminaries **BASE**, made of shockproof resin material, UV-rays stabilized, rust and corrosion-free, consisting of a support and of a cover provided with E27 - E40 lampholder.

BASE del globo, realizzata in resina antiurto, stabilizzata ai raggi UV, inattaccabile da ruggine e corrosione. Composta da un supporto e da un coperchio in cui si trova l'alloggiamento per il portalamпада E27 (incluso).

GLOBE 500 CLASSIC

G50.B50 *



Dimensions and weight

Height: 630 mm
Diameter: 500 mm
Junction to support: diameter 60 mm
Weight: 3,6 Kg
Area exposed to wind pressure: CxS = m² 0,181

Moulded colours:

Black White

Painted colours:

Antique green Antique bronze

Diffuser PMMA:

Clear Opal Smoked

CHROME ALUMINIUM LOUVRE

H.FC1 closed
Upward position



H.FC6 open
Downward position



E27-E40

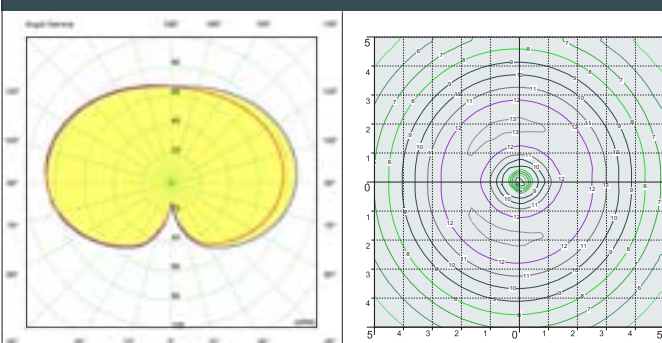
*ADD. SUFFIX



Globe complete with classic base and **E27** or **E40** lampholder.

| | | |
|---|-------------------------------|------|
| suitable lamps: CFL-LED SON-HQI max 100W | E27 Lampholder only | .E27 |
| | E40 Lampholder only | .E40 |

PHOTOMETRIC DATA SAMPLE



GLOBE 500 E27 - opal
HQI 100W

POST height 4,5mt
10x10mt area: average 9 lux

The photometric data for all the versions are available upon request or on our website.

* ADD THE ABOVE SUFFIXES TO THE REFERENCES MENTIONED IN THE CATALOGUE

GARDEN REVIVAL
GARDEN CLASSIC
BOLLARD
UP&DOWN
DOWNLIGHT
IN-GROUND
BRICKLIGHT
FLOODLIGHT
BULKHEAD
SOLAR
URBAN CLASSIC
URBAN REVIVAL
URBAN MODERN
POST
LAMPS

GLOBE 500 CLASSIC

GRAND SIZE



G50.227.E27FC1





GIONA 5000/G500
G50.227

Pcs 1
Kg 63,6
mc 1,157

Ø 500

5500

400

| GIONA 4000/G500 | GIONA 4500/G500 |
|------------------------------|------------------------------|
| G50.221 | G50.224 |
| Pcs 1 Kg 58,6 mc 0,907 | Pcs 1 Kg 61,6 mc 1,027 |

Ø 500

5000
4500

400

| KARMEI 3500/G500 | KARMEI 4000/G500 |
|------------------------------|------------------------------|
| G50.234 | G50.237 |
| Pcs 1 Kg 31,6 mc 0,447 | Pcs 1 Kg 34,1 mc 0,498 |

Ø 500

4500
4000

Ø 275

SICHEM/G500
G50.121

Pcs 2
Kg 15,2
mc 0,275

1050

Ø 500

KARMEI 3000/G500
G50.231

Pcs 1
Kg 29,1
mc 0,407

3500

Ø 500

Ø 275

GLOBE 500 CLASSIC
G50.B50

Pcs 2
Kg 7,2
mc 0,275

630

Ø 500

Ø 60

| TABOR/G500 | HOREB/G500 |
|------------------------------|------------------------------|
| G50.204 | G50.207 |
| Pcs 1 Kg 29,1 mc 0,407 | Pcs 1 Kg 31,6 mc 0,447 |

4000
3500

Ø 500

Ø 275

LAMPS
POST
URBAN MODERN
URBAN REVIVAL
URBAN CLASSIC
SOLAR
BULKHEAD
FLOODLIGHT
BRICKLIGHT
IN-GROUND
DOWNLIGHT
UP&DOWN
BOLLARD
GARDEN CLASSIC
GARDEN REVIVAL

GIONA 4500-5000/GLOBE 500 CLASSIC

GRAND SIZE



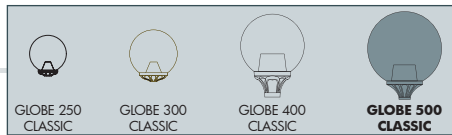
G50.224.N10



G50.224.N40



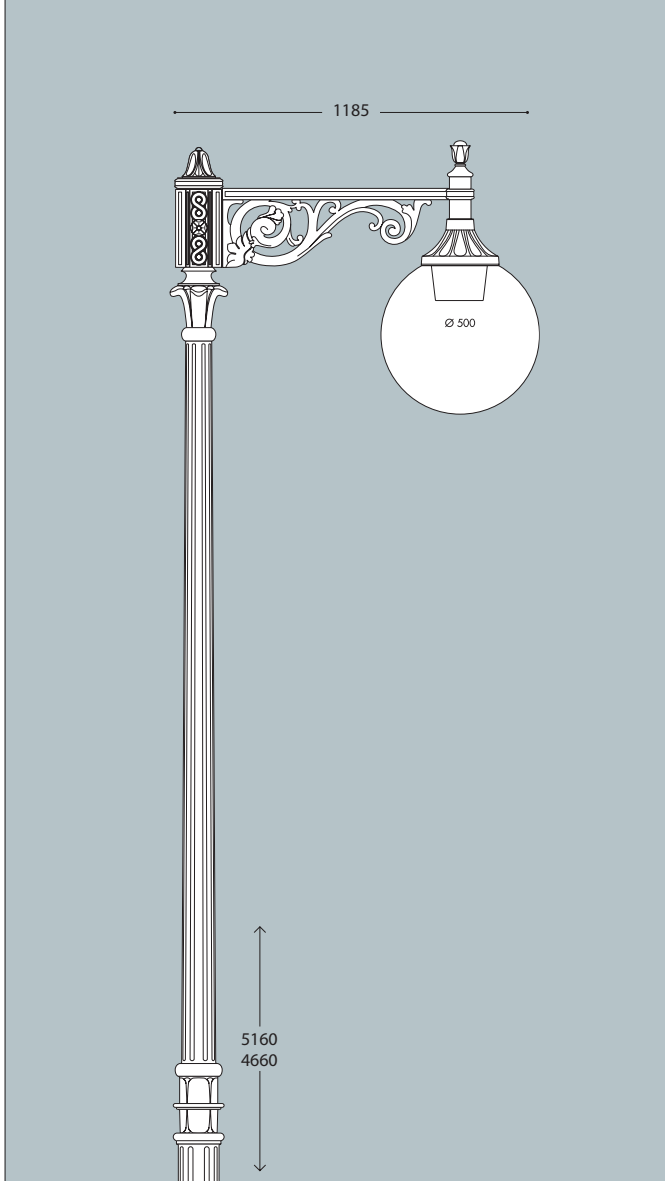
MADE IN ITALY



GIONA 4500 ARON/G500 1L **GIONA 5000 ARON/G500 1L**

G50.224.N10 G50.227.N10

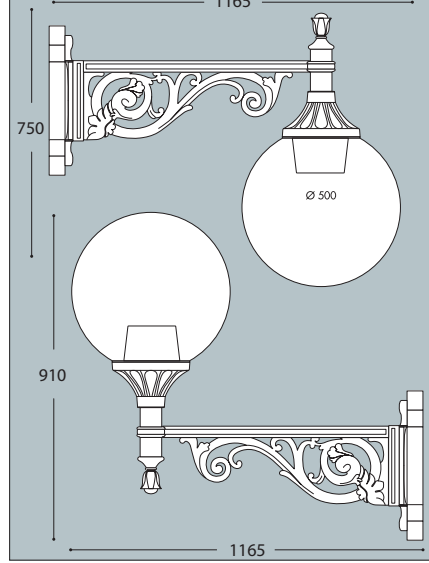
Pcs 1 Pcs 1
Kg 67,4 Kg 69,4
mc 1,031 mc 1,146



ARON/G500

G50.172

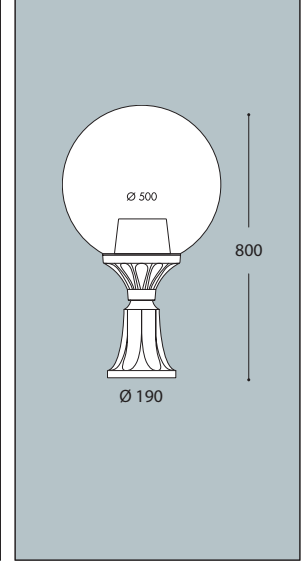
Pcs 1
Kg 8,9
mc 0,178



LOT/G500

G50.113


Pcs 2
Kg 9
mc 0,275



GIONA 4500 ARON/G500 2L **GIONA 5000 ARON/G500 2L**

G50.224.N20 G50.227.N20

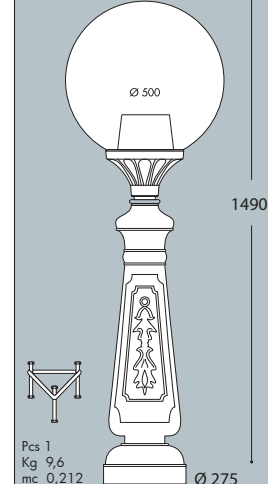
Pcs 1 Pcs 1
Kg 74 Kg 76
mc 1,115 mc 1,239



ERMON.R/G500 resin

G50.195

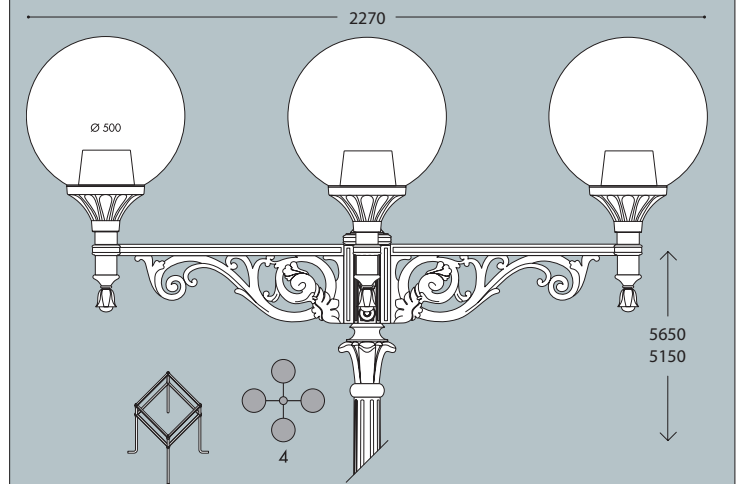
500



GIONA 4500 ARON/G500 4L **GIONA 5000 ARON/G500 4L**

G50.224.N40 G50.227.N40

Pcs 1 Pcs 1
Kg 89 Kg 91
mc 1,282 mc 1,425



GARDEN REVIVAL
GARDEN CLASSIC
BOLLARD
UP&DOWN
DOWNLIGHT
IN-GROUND
BRICKLIGHT
FLOODLIGHT
BULKHEAD
SOLAR
URBAN CLASSIC
URBAN REVIVAL
URBAN MODERN
POST
LAMPS



URBAN REVIVAL

GARDEN REVIVAL
GARDEN CLASSIC
BOLLARD
UP&DOWN
DOWNLIGHT
IN-GROUND
BRICKLIGHT
FLOODLIGHT
BULKHEAD
SOLAR
URBAN CLASSIC
URBAN REVIVAL
URBAN MODERN
POST
LAMPS

SERGIO HIGH POWER LED

LARGE SIZE



E27 square lantern in modern revival style, made of shockproof resin material, UV-rays stabilized, rust and corrosion-free. Modular construction suitable for post top, wall and hanging installation. Provided with reflective ceiling designed to host the lighting source and equipped with TÜV-CB certified, long-life and efficient **E27 high power LED lamp included**. Insulation class II, Protection rating IP55.

*Lanterna quadra E27 in stile revival moderno, stabilizzato ai raggi UV, inattaccabile da ruggine e corrosione. Idonea per il montaggio a palo, a sospensione o a parete. Provvista di soffitto riflettente progettato per accogliere la sorgente luminosa e fornita **completa di lampada a LED E27 ad ALTA POTENZA**, certificata TÜV-CB di lunga durata ed elevata efficienza. Classe di isolamento II, grado di protezione IP55.*

E27 HIGH POWER LED

INDOOR & OUTDOOR USE

+80°C
-30°

90% HUMIDITY

VOLTAGE SURGE RESISTANT

DRIVER SILICONE PROTECTION



T33.000.Q1K

CCT SETTABLE

3000 K 4000 K

SDCM < 6

| | | | |
|--|--|--|--|
| | | | |
| | | | |
| | | | |
| | | | |



SERGIO HIGH POWER LED - LANTERN COMPONENTS

IP55



Decorative **PINNACLE** to be mounted on the roof top for post installation or on the lantern base for hanging installation.

***PINNACOLO** decorativo applicabile alla sommità del tetto (montaggio a palo) o sulla base della gabbia (montaggio a sospensione).*

Lantern **ROOF** made of shockproof resin material, UV-ray stabilized.

***TETTO** realizzato in resina antiurto, stabilizzato ai raggi UV.*

High temperature resistant reflective **CEILING** made of shockproof resin material. Provided with E27 lampholder and equipped with **HIGH POWER LED lamp**. Designed to host and protect the lighting source, granting its safe and quick installation.

***SOFFITTO** riflettente realizzato in resina antiurto ad alta resistenza al calore. Fornito completo di portalamпада E27 e provvisto di lampada a LED ad ALTA POTENZA. Progettato per accogliere e proteggere la sorgente luminosa garantendone una veloce e sicura installazione.*

DIFFUSER of UV-rays stabilized PMMA, with recess for a power supply cable. One piece only closed at the base to ensure high protection against external agents.

***DIFFUSORE** in PMMA resistente ai raggi UV, provvisto di sede per l'alloggiamento del cavo di alimentazione. Realizzato in unico pezzo chiuso alla base per garantire un alto livello di protezione contro gli agenti esterni.*

CAGE made of shockproof resin material, UV-rays stabilized, rust and corrosion-free.

***GABBIA** realizzata in resina antiurto, stabilizzata ai raggi UV, inattaccabile da ruggine e corrosione.*

SERGIO HIGH POWER LED

T33.000 *



Dimensions and weight

Height: 460 mm
Width: 330 mm
Depth: 330 mm
Weight: 4,2 Kg
Junction to support: diameter 60 mm
Area exposed to wind pressure:
CxS = m² 0,089

Moulded colours:

Black White
Grey

Diffuser PMMA:

Clear Opal

HIGH POWER LED



- **COST SAVING:** long-life and efficient LED light source.
- **BUILT-IN DRIVER:** quick and easy lamp replacement.
- **GREAT FLEXIBILITY:** E27 standard lamp holder.
- **FUTURE-PROOFED LUMINARIES:** performances easy to upgrade to latest technology developments.
- **SUITABLE FOR OUTDOOR USE:** built-in driver fully protected against heat and humidity by silicone paste.

100 - 240 V

| LAMP | POWER | LUMINOUS FLUX UP TO | COLOUR TEMP. | *ADD. SUFFIX |
|-----------------|-------|---------------------|------------------|--------------|
| (*) | 15 W | 1690 lm | 4000 K 3000 K | .R1K |
| CCT SET LED E27 | 30 W | 3620 lm | 4000 K 3000 K | .Q1K |
| LED E27 | 50W | 6550 lm | 4000 K 3000 K | .H1L .H1R |

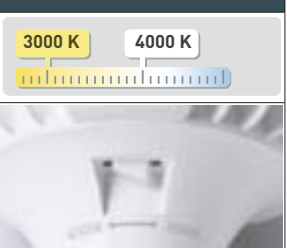
Lantern equipped with TÜV-CB certified, long-life and efficient **E27 high power LED lamp**, granting the same luminous flux of traditional SON/HQI lighting sources. The lamp can be quickly and easily replaced, making the luminaries maintenance very simple.

LED LAMPS



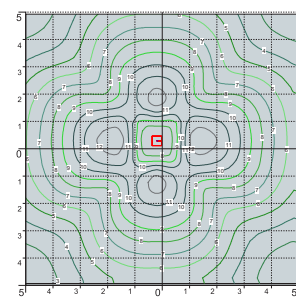
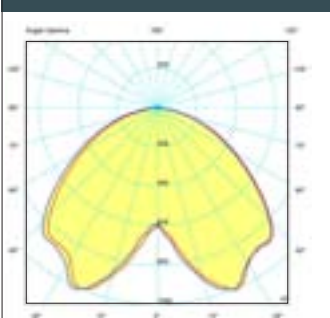
Comply with: EU2019/2015
EU2019/2020
Technical details on page 636.

CCT SETTABLE LED LAMP(*)



CCT switch settable in two different positions, to select the desired Kelvin temperature (3000K/4000K) and get a customized ambiance. (15 and 30W only)

PHOTOMETRIC DATA SAMPLE



SERGIO E27 LED HIGH POWER 30W

POST height 3,5mt
10x10mt area: average 15 lux

The photometric data for all the versions are available upon request or on our website.

* ADD THESE SUFFIXES TO THE REFERENCES MENTIONED IN THE CATALOGUE

GARDEN REVIVAL
GARDEN CLASSIC
BOLLARD
UP&DOWN
DOWNLIGHT
IN-GROUND
BRICKLIGHT
FLOODLIGHT
BULKHEAD
SOLAR
URBAN CLASSIC
URBAN REVIVAL
URBAN MODERN
POST
LAMPS

SERGIO E27

LARGE SIZE













E27 square lantern in modern revival style, made of shockproof resin material, UV-rays stabilized, rust and corrosion-free. Modular construction suitable for post top, hanging and wall installation. Provided with high temperature resistant ceiling and E27 lampholder. Insulation class II, protection rating IP 55.

Lanterna quadra E27 in stile revival moderno, realizzata in resina antiurto, stabilizzata ai raggi UV, inattaccabile da ruggine e corrosione. Idonea per il montaggio a palo, a sospensione o a parete. Fornita con soffitto ad alta resistenza al calore e portalampade E27. Classe di isolamento II, grado di protezione IP55.

| | | | |
|---|---|---|---|
|  |  |  |  |
| 6,5W 800 lm | 8,5W 920 lm | 11W 1200 lm | |
| 2700 K | 2700 K | 4000 K | 6500 K |
| +80°C -30° | 90% HUMIDITY | VOLTAGE SURGE RESISTANT | |
| INDOOR & OUTDOOR USE | | | |



T33.000.T1K

| | | | |
|---|---|---|---|
|  |  |  |  |
|  |  |  | |
|  |  |  |  |
| | |  | |





SERGIO E27 - LANTERN COMPONENTS

IP55



Decorative **PINNACLE** to be mounted on the roof top for post installation or on the lantern base for hanging installation.

***PINNACOLO** decorativo applicabile alla sommità del tetto (montaggio a palo) o sulla base della gabbia (montaggio a sospensione).*

Lantern **ROOF** made of shockproof resin material, UV-ray stabilized.

***TETTO** realizzato in resina antiurto, stabilizzato ai raggi UV.*

High temperature resistant reflective **CEILING** made of shockproof resin material, provided complete with E27 lampholder.

***SOFFITTO** riflettente realizzato in resina antiurto ad alta resistenza al calore. Fornito completo di portalamпада E27.*

DIFFUSER of UV-rays stabilized PMMA, with recess for a power supply cable. One piece only closed at the base to ensure high protection against external agents.

***DIFFUSORE** in PMMA resistente ai raggi UV, provvisto di sede per l'alloggiamento del cavo di alimentazione. Realizzato in unico pezzo chiuso alla base per garantire un alto livello di protezione contro gli agenti esterni.*

CAGE made of shockproof resin material, UV-rays stabilized, rust and corrosion-free.

***GABBIA** realizzata in resina antiurto, stabilizzata ai raggi UV, inattaccabile da ruggine e corrosione.*

SERGIO E27

T33.000 *



Dimensions and weight

Height: 460 mm
Width: 330 mm
Depth: 330 mm
Weight: 3 Kg
Junction to support: diameter 60 mm
Area exposed to wind pressure:
CxS = m² 0,089

Moulded colours:

- Black
- White
- Grey

Diffuser PMMA:

- Clear
- Opal

LED LAMPS



Comply with: EU2019/2015
EU2019/2020
Technical details on page 636.

E27 VERSION

100 - 240 V

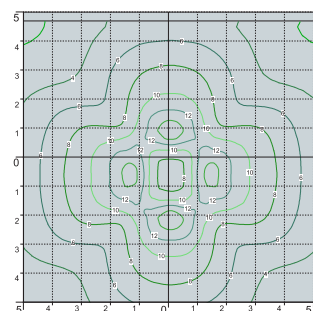
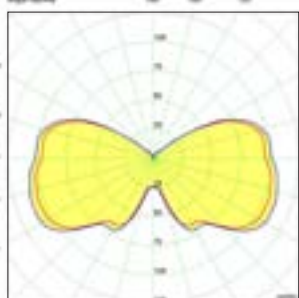
*ADD. SUFFIX



E27 lantern supplied as an option with TÜV-CB certified, long-life, efficient LED lamps suitable for outdoor use.

| Suitable lamps: CFL-LED-SON-HQI MAX 70W | | E27 lampholder only | | .E27 |
|---|--------------|-------------------------------|----------------------------|------|
| LAMP | POWER | LUMINOUS FLUX UP TO | COLOUR TEMP. | |
| | 6,5W | 800 lm | 2700 K | .F1R |
| | 8,5 W | 920 lm | 6500 K 4000 K 2700 K | .V1K |
| | 11 W | 1200 lm | 6500 K 4000 K 2700 K | .T1K |

PHOTOMETRIC DATA SAMPLE

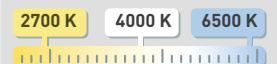


SERGIO E27 clear SON 70W.

POST height 3.5mt
10 x 10mt area: average 11 lux

The photometric data for all the versions are available upon request or on our website.

CCT SETTABLE LED LAMP(*)



CCT switch settable in three different positions, to select the desired Kelvin temperature (2700K/4000K/6500K) and get a customized ambiance.

* ADD THESE SUFFIXES TO THE REFERENCES MENTIONED IN THE CATALOGUE

SERGIO GX53 LED - FLAT DIFFUSER

LARGE SIZE

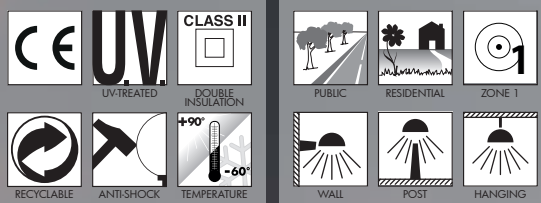
E27 square lantern in modern revival style, made of shockproof resin material, UV-rays stabilized, rust and corrosion-free. Modular construction suitable for post top, hanging and wall installation. Supplied as standard with **FLAT diffuser** and equipped with TÜV-CB certified long-life, powerful, efficient and **Kelvin settable GX53 LED modular system**. Designed according to the international regulations against light pollution (standard UNI 10819). Insulation class II, Protection rating IP 55.

*Lanterna quadra E27 in stile revival moderno, realizzata in resina antiurto, stabilizzata ai raggi UV, inattaccabile da ruggine e corrosione. Idonea per il montaggio a palo, a sospensione o a parete. Fornita con **diffusore piatto** ed equipaggiata con **sistema modulare a LED GX53 con Kelvin impostabile** certificato TÜV-CB di lunga durata ed alta efficienza. Progettato in ottemperanza alle norme internazionali contro l'inquinamento luminoso (standard UNI 10819). Classe di isolamento II, grado di protezione IP55.*



T35.000.D4K

CCT SETTABLE



SERGIO GX53 LED - LANTERN COMPONENTS

IP55



Decorative **PINNACLE** to be mounted on the roof top for post installation or on the lantern base for hanging installation.

PINNACOLO decorativo applicabile alla sommità del tetto (montaggio a palo) o sulla base della gabbia (montaggio a sospensione).

Lantern **ROOF** made of shockproof resin material, UV-ray stabilized.

TETTO realizzato in resina antiurto, stabilizzato ai raggi UV.

DIFFUSER with flat shape made of UV-rays stabilized polymethylmethacrylate (PMMA), provided with silicone rubber gasket to ensure an increased protection against external agent.

DIFFUSORE in polimetilmetacrilato (PMMA) con configurazione piatta, provvisto di guarnizione in gomma siliconica per garantire una migliore protezione contro gli agenti esterni.

CAGE made of shockproof resin material, UV-rays stabilized, rust and corrosion-free.

GABBIA realizzata in resina antiurto, stabilizzata ai raggi UV, inattaccabile da ruggine e corrosione.

SERGIO GX53 LED

T35.000 *



Dimensions and weight

Height: 460 mm
Width: 330 mm
Depth: 330 mm
Weight: 4,2 Kg
Junction to support: diameter 60 mm
Area exposed to wind pressure:
CxS = m² 0,089

Moulded colours:

Black White
Grey

Diffuser PMMA:

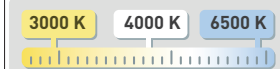
Clear Opal

LED LAMPS



Comply with: EU2019/2015
EU2019/2020
Technical details on page 636.

CCT SETTABLE LED LAMP



CCT switch settable in three different positions, to select the desired Kelvin temperature (3000K/4000K/6500K) and get a customized ambience.


GX53 LED



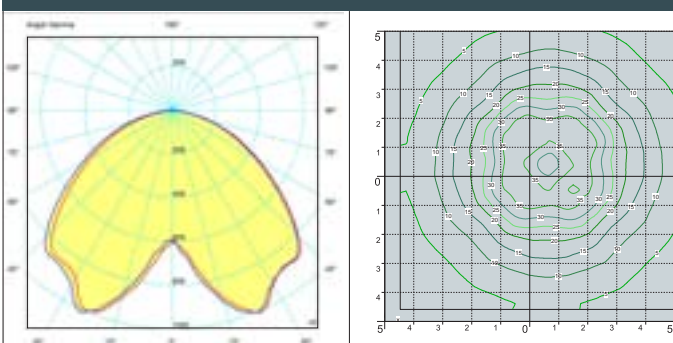
- **COST SAVING:** long-life and efficient LED light sources.
- **BUILT-IN DRIVER:** quick and easy lamp replacement.
- **GREAT FLEXIBILITY:** GX53 standard lamp holder.
- **FUTURE-PROOFED LUMINARIES:** performances easy to upgrade to latest technology developments.
- **SUITABLE FOR OUTDOOR USE:** built-in driver fully protected against heat and humidity by silicone paste.

Lantern supplied with white resin CEILING provided with 4x TÜV-CB certified, long-life, efficient and Kelvin settable GX53 LED lamps included. Each lamp can be quickly and easily replaced individually, making the luminaries maintenance very simple.

100 - 240 V

| LAMP | POWER | LUMINOUS FLUX (Φ TOTAL) UP TO | COLOUR TEMP. | *ADD. SUFFIX |
|---|------------------------|-------------------------------|--------------|--------------|
|  GX53 LED | 4x 10 W 40 W | 5160 lm | 6500 K | .D4K |
| | | | 4000 K | |
| | | | 3000 K | |

PHOTOMETRIC DATA SAMPLE



SERGIO GX53 LED
4X10W

POST height 4mt
10x10mt area: average 22 lux

The photometric data for all the versions are available upon request or on our website.

* ADD THESE SUFFIXES TO THE REFERENCES MENTIONED IN THE CATALOGUE

SERGIO

LARGE SIZE



MADE IN ITALY



IOLE/SERGIO
T33.243
GX53 T35.243
Pcs 1
Kg 5,2
mc 0,061

MIDIPILAR/SERGIO
T33.254
GX53 T35.254
Pcs 1
Kg 5,5
mc 0,83

SICAR/SERGIO
T33.126
GX53 T35.126
Pcs 1
Kg 5
mc 0,061

SERGIO
T33.000
GX53 T35.000
Pcs 1
Kg 4,2
mc 0,061

EMILIO/SERGIO
T33.307
GX53 T35.307
Pcs 2
Kg 28,2
mc 0,334

DINO/SERGIO
T33.306
GX53 T35.306
Pcs 2
Kg 26,7
mc 0,304

DANILO/SERGIO
T33.305
GX53 T35.305
Pcs 2
Kg 23,7
mc 0,273

MAXIDISMA/SERGIO
T33.117
GX53 T35.117
Pcs 1
Kg 4,5
mc 0,061

GARDEN REVIVAL
GARDEN CLASSIC
BOLLARD
UP&DOWN
DOWNLIGHT
IN-GROUND
BRICKLIGHT
FLOODLIGHT
BULKHEAD
SOLAR
URBAN CLASSIC
URBAN REVIVAL
URBAN MODERN
POST
LAMPS

LAMPS POST URBAN MODERN URBAN REVIVAL URBAN CLASSIC SOLAR BULKHEAD FLOODLIGHT BRICKLIGHT IN-GROUND DOWNLIGHT UP&DOWN BOLLARD GARDEN CLASSIC GARDEN REVIVAL

SERGIO

LARGE SIZE



T33.310.Q1K



T35.310.D4K



T33.310.E20.Q1K





VANNI 2500 IOLE/SERGIO 2L
T33.310.E20
GX53 T35.310.E20
Pcs 1
Kg 30,8
mc 0,268

VANNI 2500 IOLE/SERGIO 3L
T33.310.E30
GX53 T35.310.E30
Pcs 1
Kg 35
mc 0,342

VANNI 2500/SERGIO
T33.310
GX53 T35.310
Pcs 1
Kg 25,2
mc 0,196

Ø 265

VANNI 2500 IOLE/SERGIO 1L
T33.310.E10
GX53 T35.310.E10
Pcs 1
Kg 25,6
mc 0,233

Ø 265

VANNI 2500 IOLE/SERGIO 2L
T33.310.E20
GX53 T35.310.E20
Pcs 1
Kg 30,8
mc 0,268

Ø 265

VANNI 2500 IOLE/SERGIO 3L
T33.310.E30
GX53 T35.310.E30
Pcs 1
Kg 35
mc 0,342

Ø 265

LAMPS
POST
URBAN MODERN
URBAN REVIVAL
URBAN CLASSIC
SOLAR
BULKHEAD
FLOODLIGHT
BRICKLIGHT
IN-GROUND
DOWNLIGHT
UP&DOWN
BOLLARD
GARDEN CLASSIC
GARDEN REVIVAL

SERGIO

LARGE SIZE





| AKILLE 3000 IOLE/SERGIO 1L | |
|------------------------------|--|
| T33.414.E10 | |
| GX53 T35.414.E10 | |
| Pcs 1 Kg 36,1 mc 0,282 | |
| | |

| EKTOR 3000 IOLE/SERGIO 2L | AKILLE 3000 IOLE/SERGIO 2L |
|------------------------------|----------------------------|
| T33.364.E20 | T33.414.E20 |
| GX53 T35.364.E20 | GX53 T35.414.E20 |
| Pcs 1 Kg 40,7 mc 0,315 | |
| | |

| EKTOR 3000 IOLE/SERGIO 3L | AKILLE 3000 IOLE/SERGIO 3L |
|------------------------------|----------------------------|
| T33.364.E30 | T33.414.E30 |
| GX53 T35.364.E30 | GX53 T35.414.E30 |
| Pcs 1 Kg 45,3 mc 0,369 | |
| | |

| EKTOR 3000 SERGIO | |
|------------------------------|--|
| T33.364 | |
| GX53 T35.364 | |
| Pcs 1 Kg 35,7 mc 0,223 | |
| | |
| Ø 265 | |

| AKILLE 3000 SERGIO | |
|------------------------------|--|
| T33.414 | |
| GX53 T35.414 | |
| Pcs 1 Kg 35,7 mc 0,223 | |
| | |
| Ø 265 | |

| EKTOR 3000 IOLE/SERGIO 1L | |
|------------------------------|--|
| T33.364.E10 | |
| GX53 T35.364.E10 | |
| Pcs 1 Kg 36,1 mc 0,282 | |
| | |
| Ø 265 | |

| EKTOR 3000 IOLE/SERGIO 2L | AKILLE 3000 IOLE/SERGIO 2L |
|------------------------------|----------------------------|
| T33.364.E20 | T33.414.E20 |
| GX53 T35.364.E20 | GX53 T35.414.E20 |
| Pcs 1 Kg 40,7 mc 0,315 | |
| | |
| Ø 265 | |

| EKTOR 3000 IOLE/SERGIO 3L | AKILLE 3000 IOLE/SERGIO 3L |
|------------------------------|----------------------------|
| T33.364.E30 | T33.414.E30 |
| GX53 T35.364.E30 | GX53 T35.414.E30 |
| Pcs 1 Kg 45,3 mc 0,369 | |
| | |
| Ø 265 | |

LAMPS
POST
URBAN MODERN
URBAN REVIVAL
URBAN CLASSIC
SOLAR
BULKHEAD
FLOODLIGHT
BRICKLIGHT
IN-GROUND
DOWNLIGHT
UP&DOWN
BOLLARD
GARDEN CLASSIC
GARDEN REVIVAL

SERGIO

LARGE SIZE



T33.367.A20.Q1K



T33.254.Q1K



T33.367.A10.Q1K



| EKTOR 4000 MIDIPIILAR/SERGIO 1L | AKILLE 4000 MIDIPIILAR/SERGIO 1L |
|------------------------------------|-------------------------------------|
| T33.371.A10 | T33.421.A10 |
| GX53 T35.371.A10 | GX53 T35.421.A10 |
| Pcs 1 Kg 45,1 mc 0,306 | |
| | |

| EKTOR 3500 MIDIPIILAR/SERGIO 3L | AKILLE 3500 MIDIPIILAR/SERGIO 3L |
|------------------------------------|-------------------------------------|
| T33.367.A30 | T33.417.A30 |
| GX53 T35.367.A30 | GX53 T35.417.A30 |
| Pcs 1 Kg 50,7 mc 0,54 | |
| | |

| EKTOR 4000 MIDIPIILAR/SERGIO 3L | AKILLE 4000 MIDIPIILAR/SERGIO 3L |
|------------------------------------|-------------------------------------|
| T33.371.A30 | T33.421.A30 |
| GX53 T35.371.A30 | GX53 T35.421.A30 |
| Pcs 1 Kg 55,5 mc 0,568 | |
| | |

| EKTOR 3500 SERGIO | AKILLE 3500 SERGIO |
|------------------------------|-----------------------|
| T33.367 | T33.417 |
| GX53 T35.367 | GX53 T35.417 |
| Pcs 1 Kg 39,3 mc 0,249 | |
| | |
| Ø 265 | Ø 265 |

| EKTOR 3500 MIDIPIILAR/SERGIO 1L | AKILLE 3500 MIDIPIILAR/SERGIO 1L |
|------------------------------------|-------------------------------------|
| T33.367.A10 | T33.417.A10 |
| GX53 T35.367.A10 | GX53 T35.417.A10 |
| Pcs 1 Kg 40,3 mc 0,281 | |
| | |
| Ø 265 | Ø 265 |

| EKTOR 3500 MIDIPIILAR/SERGIO 2L | AKILLE 3500 MIDIPIILAR/SERGIO 2L |
|------------------------------------|-------------------------------------|
| T33.367.A20 | T33.417.A20 |
| GX53 T35.367.A20 | GX53 T35.417.A20 |
| Pcs 1 Kg 43 mc 0,342 | |
| | |
| Ø 265 | Ø 265 |

| EKTOR 4000 MIDIPIILAR/SERGIO 2L | AKILLE 4000 MIDIPIILAR/SERGIO 2L |
|------------------------------------|-------------------------------------|
| T33.371.A20 | T33.421.A20 |
| GX53 T35.371.A20 | GX53 T35.421.A20 |
| Pcs 1 Kg 50,3 mc 0,490 | |
| | |
| Ø 265 | Ø 265 |



GARDEN REVIVAL

GARDEN CLASSIC

BOLLARD

UP&DOWN

DOWNLIGHT

IN-GROUND

BRICKLIGHT

FLOODLIGHT

BULKHEAD

SOLAR

URBAN CLASSIC

URBAN REVIVAL

URBAN MODERN

POST

LAMPS

URBAN MODERN

GARDEN REVIVAL
GARDEN CLASSIC
BOLLARD
UP&DOWN
DOWNLIGHT
IN-GROUND
BRICKLIGHT
FLOODLIGHT
BULKHEAD
SOLAR
URBAN CLASSIC
URBAN REVIVAL
URBAN MODERN
POST
LAMPS

GIORGIO-ROSA

FLOODLIGHT

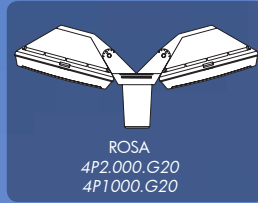


Post top system complete with single or double luminaires made in in shockproof resin material, UV-rays stabilized, rust and corrosion-free. The provided bracket allows a fully adjustable floodlight position to direct the light emission. Supplied with TÜV-CB certified, long-life, efficient and **Kelvin settable GX53 LED lamps included** or provided with **2x E27 lampholders**. Insulation class II, Protection rating IP66.

*Sistema completo di diffusori per installazioni a palo con luce singola o doppia. Fabbricato in resina antiurto stabilizzata ai raggi UV, inattaccabile da ruggine e corrosione. Il braccio in dotazione permette l'inclinazione e l'orientamento del proiettore per direzionare il flusso luminoso. Fornito con **incluse lampadine a LED GX53 con kelvin impostabile** certificate TÜV-CB di lunga durata ed elevata efficienza o disponibile nella versione **2x E27**. Classe di isolamento II, grado di protezione IP66.*



GIORGIO
4P2.000.G10
4P1.000.G10



ROSA
4P2.000.G20
4P1000.G20



4P2.000.G10

4P2.000.G20

CCT SETTABLE

SDCM <6

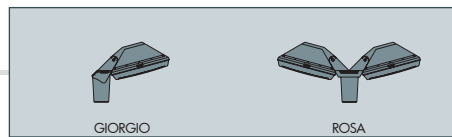
2700 K
3000 K

4000 K

6500 K

| | | | | |
|--|--|--|--|--|
| | | | | |
| | | | | |
| | | | | |





GIORGIO/ROSA - COMPONENTS

IP66

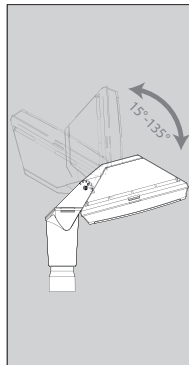


SINGLE LIGHT

DOUBLE LIGHT

Square **FLOODLIGHT** with no visible screws made in shockproof resin material, UV-rays stabilized, rust and corrosion-free. Supplied with TÜV certified, long-life and efficient GX53 LED lamps included or provided with 2x E27 lampholders.

PROIETTORE quadro senza viti a vista, fabbricato in resina antiurto stabilizzata ai raggi UV, inattaccabile da ruggine e corrosione. Provvisto di lampadine a LED GX53 approvate TÜV di lunga durata ed elevata efficienza o fornito nella versione 2x E27.



POST TOP SYSTEM with single or double bracket made in shockproof resin material, UV-rays stabilized. The provided bracket allows a fully adjustable position of the floodlight to direct at will the light emission.

SISTEMA A PALO con braccio singolo o doppio realizzato in resina antiurto, stabilizzata ai raggi UV. Il braccio permette l'orientamento in qualsiasi posizione del proiettore per poter direzionare il flusso luminoso.

GIORGIO

4P2.000.G10 *



Dimensions and weight

Height: 200 mm
Width: 420 mm
Weight: 4 Kg

ROSA

4P2.000.G20 *



Dimensions and weight

Height: 200 mm
Width: 700 mm
Weight: 6 Kg

Moulded Colours:

Black Grey White

Diffuser PMMA:

Opal

4x GX53 LED

FULLY PRE-WIRED

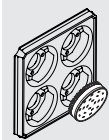


4P2.000

Floodlight supplied with white resin reflective ceiling fully pre-wired and complete with 4 x TÜV-CB certified long-life efficient and Kelvin settable GX53 LED lamps included. Quick and easy lamp replacement for a very simple maintenance after installation.

100 - 240 V

| LAMP | POWER | LUMINOUS FLUX (Φ TOTAL) UP TO | COLOUR TEMP. | *ADD. SUFFIX |
|------|----------------------|-------------------------------|--------------|--------------|
| | 4x 10W 40W | 5160 lm | 6500 K | .D4K |
| | | | 4000 K | |
| | | | 3000 K | |



4x 10W = 100W
5160 Lm

SON-HQI

SAVE 60%

GX53 LED

FULLY PRE-WIRED



4P1.000

Floodlight supplied fully pre-wired, and complete with TÜV approved, long-life, efficient and Kelvin settable GX53 LED lamp in different wattages.

100 - 240 V

| LAMP | POWER | LUMINOUS FLUX (Φ TOTAL) UP TO | COLOUR TEMP. | *ADD. SUFFIX |
|------|------------------------|-------------------------------|--------------|--------------|
| | 11,3 W | 1510 lm | 6500 K | .B1K |
| | | | 4000 K | |
| | | | 2700 K | |
| | 17 W | 2350 lm | 6500 K | .E1K |
| | | | 4000 K | |
| | | | 2700 K | |
| | 11,3 W + SENSOR | 1510 lm | 6500 K | .BSK |
| | | | 4000 K | |
| | | | 2700 K | |
| | 17W + SENSOR | 2350 lm | 6500 K | .ESK |
| | | | 4000 K | |
| | | | 2700 K | |




11,3W = 100W
17W = 150W

incandescent

SAVE 88%

CCT SETTABLE



2x E27

FULLY PRE-WIRED



4P2.000

Floodlight supplied fully pre-wired with white resin reflective ceiling and complete with 2x E27 lampholders.

Daylight and motion sensor available as option. Sensor operating voltage: 220-240V. (120V version available on demand).

| LAMP | POWER | HEIGHT | *ADD. SUFFIX |
|------------------|-------|------------|--------------|
| 2x E27 (CFL-LED) | | max 160 mm | .E28 |
| 2x E27 + SENSOR | | max 160 mm | .ES8 |

LED LAMPS



LVD EMC ERP

Comply with: EU2019/2015
EU2019/2020

Technical details on page 636.

* ADD THESE SUFFIXES TO THE REFERENCES MENTIONED IN THE CATALOGUE

LAMPS
POST
URBAN MODERN
URBAN REVIVAL
URBAN CLASSIC
SOLAR
BULKHEAD
FLOODLIGHT
BRICKLIGHT
IN-GROUND
DOWNLIGHT
UP&DOWN
BOLLARD
GARDEN CLASSIC
GARDEN REVIVAL

GIORGIO-ROSA

FLOODLIGHT



4P2.414.G20



4P2.000.G10

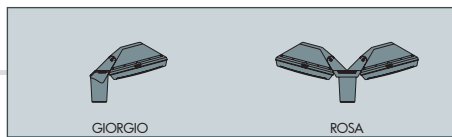


4P2.702



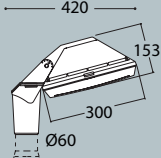
4P2.361.G10

MADE IN ITALY



| GIORGIO | |
|--------------|-----------------|
| 11,3W | 4P1.000.G10.B1K |
| 17W | 4P1.000.G10.E1K |
| 40W | 4P2.000.G10.D4K |

CCT SETTABLE GX53 LED LAMP INCLUDED

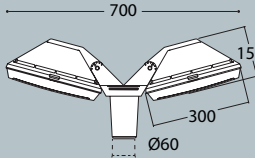


Pcs 1
Kg 4
mc 0,029

2x E27 lampholder 4P2.000.G10.E28

| ROSA | |
|-----------------|-----------------|
| 2x 11,3W | 4P1.000.G20.B1K |
| 2x 17W | 4P1.000.G20.E1K |
| 2x 40W | 4P2.000.G20.D4K |

CCT SETTABLE GX53 LED LAMP INCLUDED

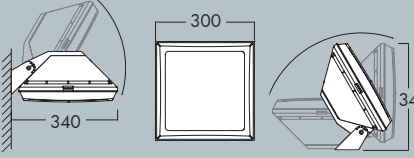


Pcs 1
Kg 6
mc 0,049

2x E27 lampholder 4P2.000.G20.E28

| GIOVA/GIUSEPPE | |
|----------------|-------------|
| 11,3W | 4P1.702.B1K |
| 17W | 4P1.702.E1K |
| 40W | 4P2.702.D4K |

CCT SETTABLE GX53 LED LAMP INCLUDED

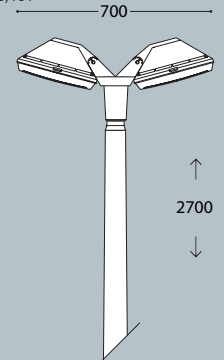


Pcs 10
Kg 31
mc 0,195

2x E27 lampholder 4P2.702.E28

| EKTOR 2500/ROSA |
|-----------------|
| 4P2.361.G20 |

Pcs 1
Kg 27
mc 0,181



| EKTOR 4000/GIORGIO | AKILLE 4000/GIORGIO |
|--------------------|---------------------|
| 4P2.371.G10 | 4P2.421.G10 |


Pcs 1
Kg 40
mc 0,240

| EKTOR 3500/GIORGIO | AKILLE 3500/GIORGIO |
|--------------------|---------------------|
| 4P2.367.G10 | 4P2.417.G10 |

Pcs 1
Kg 37
mc 0,214

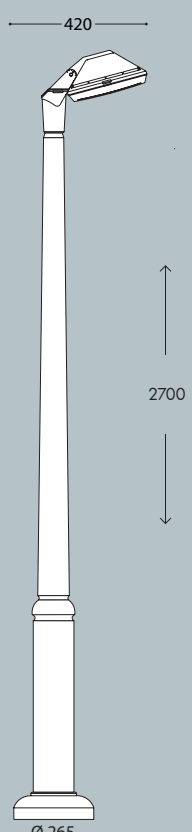
| EKTOR 3000/GIORGIO | AKILLE 3000/GIORGIO |
|--------------------|---------------------|
| 4P2.364.G10 | 4P2.414.G10 |

Pcs 1
Kg 34
mc 0,188



| EKTOR 2500/GIORGIO |
|--------------------|
| 4P2.361.G10 |

Pcs 1
Kg 24
mc 0,161



| EKTOR 4000/ROSA | AKILLE 4000/ROSA |
|-----------------|------------------|
| 4P2.371.G20 | 4P2.421.G20 |

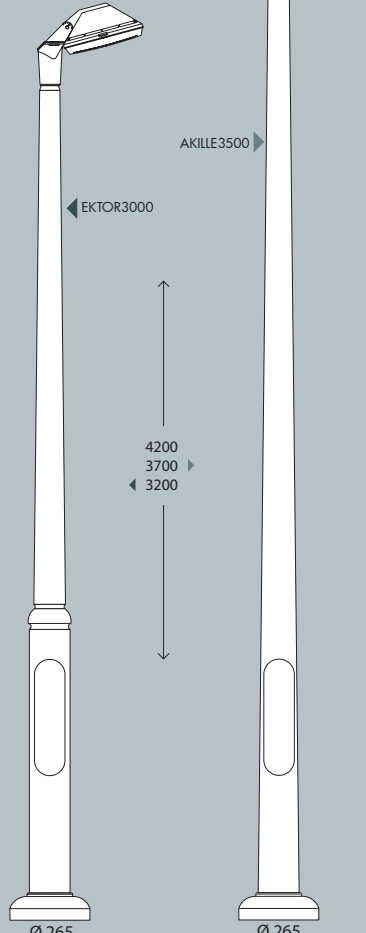
Pcs 1
Kg 43
mc 0,260

| EKTOR 3500/ROSA | AKILLE 3500/ROSA |
|-----------------|------------------|
| 4P2.367.G20 | 4P2.417.G20 |

Pcs 1
Kg 40
mc 0,234

| EKTOR 3000/ROSA | AKILLE 3000/ROSA |
|-----------------|------------------|
| 4P2.364.G20 | 4P2.414.G20 |

Pcs 1
Kg 37
mc 0,208



| EKTOR 4000/ROSA | AKILLE 4000/ROSA |
|-----------------|------------------|
| 4P2.371.G20 | 4P2.421.G20 |

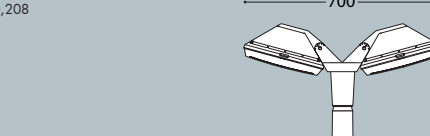
Pcs 1
Kg 43
mc 0,260

| EKTOR 3500/ROSA | AKILLE 3500/ROSA |
|-----------------|------------------|
| 4P2.367.G20 | 4P2.417.G20 |

Pcs 1
Kg 40
mc 0,234

| EKTOR 3000/ROSA | AKILLE 3000/ROSA |
|-----------------|------------------|
| 4P2.364.G20 | 4P2.414.G20 |

Pcs 1
Kg 37
mc 0,208



| EKTOR 4000/ROSA | AKILLE 4000/ROSA |
|-----------------|------------------|
| 4P2.371.G20 | 4P2.421.G20 |

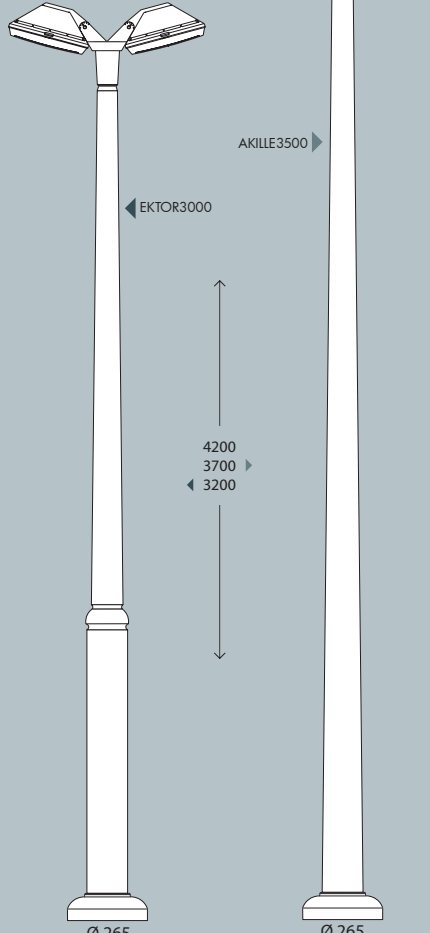
Pcs 1
Kg 43
mc 0,260

| EKTOR 3500/ROSA | AKILLE 3500/ROSA |
|-----------------|------------------|
| 4P2.367.G20 | 4P2.417.G20 |

Pcs 1
Kg 40
mc 0,234

| EKTOR 3000/ROSA | AKILLE 3000/ROSA |
|-----------------|------------------|
| 4P2.364.G20 | 4P2.414.G20 |

Pcs 1
Kg 37
mc 0,208



GARDEN REVIVAL
GARDEN CLASSIC
BOLLARD
UP&DOWN
DOWNLIGHT
IN-GROUND
BRICKLIGHT
FLOODLIGHT
BULKHEAD
SOLAR
URBAN CLASSIC
URBAN REVIVAL
URBAN MODERN
POST
LAMPS

VIVI 400 HIGH POWER LED

LARGE SIZE



Modern luminaries made in shockproof resin material, UV rays stabilized, rust and corrosion-free. Suitable for post top, wall and hanging installation. Provided with reflective ceiling designed to host the lighting source and equipped with TÜV-CB certified, long-life and efficient **E27 high power LED lamp included.** Insulation class II, Protection rating IP55.

Diffusore moderno realizzato in resina antiurto, stabilizzato ai raggi UV, inattaccabile da ruggine e corrosione. Idoneo per il montaggio a palo, a sospensione o a parete. Provvisto di soffitto riflettente progettato per accogliere la sorgente luminosa e fornito completo di lampada a LED E27 ad ALTA POTENZA, certificata TÜV-CB di lunga durata ed elevata efficienza. Classe di isolamento II, grado di protezione IP55.



V50.000.H1L

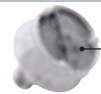
E27 HIGH POWER LED

INDOOR & OUTDOOR USE

+80°C
-30°

90%
HUMIDITY

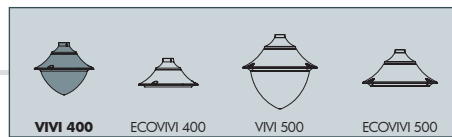
VOLTAGE SURGE
RESISTANT



DRIVER
SILICONE
PROTECTION



MADE IN ITALY



VIVI 400 HIGH POWER LED - COMPONENTS

IP55



ROOF made of shockproof resin material, UV-rays stabilized, rust and corrosion-free.

TESTO realizzata in resina antiurto, stabilizzata ai raggi UV, inattaccabile da ruggine e corrosione.

High temperature resistant reflective **CEILING** made of shockproof resin material. Provided with E27 lampholder and equipped with **HIGH POWER LED lamp**. Designed to host and protect the lighting source, granting its safe and quick installation.

SOFFITTO riflettente realizzato in resina antiurto ad alta resistenza al calore. Fornito completo di portalampada E27 e provvisto di *lampada a LED ad ALTA POTENZA*. Progettato per accogliere e proteggere la sorgente luminosa e per garantirne una veloce e sicura installazione.

DIFFUSER made of UV-rays stabilized polymethylmethacrylate (PMMA), one piece only, available in clear or opal colour.

DIFFUSORE realizzato in polimetilmetacrilato (PMMA) stabilizzato ai raggi UV, un pezzo unico, disponibile in colore trasparente o opale.

Decorative connection **RING** to be fixed on the luminaries diffuser.

ANELLO decorativo di connessione da fissare sul diffusore dell'apparecchio.

VIVI 400 HIGH POWER LED



Dimensions and weight

Height: 420 mm
Diameter: 480 mm
Weight: 4,2 Kg
Junction to support: Ø 60 mm
Area expose to wind pressure: CxS = m² 0,1449

Moulded colours:

Black White Grey

Diffuser PMMA:

Clear Opal



HIGH POWER LED



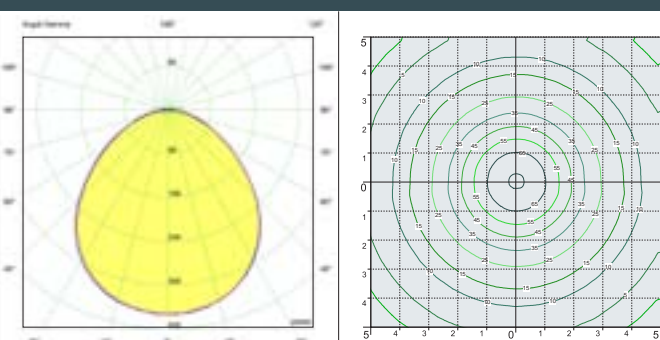
- **COST SAVING:** long-life and efficient LED light source.
- **BUILT-IN DRIVER:** quick and easy lamp replacement.
- **GREAT FLEXIBILITY:** E27 standard lamp holder.
- **FUTURE-PROOFED LUMINARIES:** performances easy to upgrade to latest technology developments.
- **SUITABLE FOR OUTDOOR USE:** built-in driver fully protected against heat and humidity by silicone paste.

Luminaries equipped with TÜV-CB certified, long-life and efficient **E27 high power LED lamp**, granting the same luminous flux of traditional SON/HQI lighting sources. The lamp can be quickly and easily replaced, making the luminaries maintenance very simple.

100 - 240 V

| LAMP | POWER | LUMINOUS FLUX UP TO | COLOUR TEMP. | *ADD. SUFFIX |
|---|-------------|---------------------|--------------|--------------|
| CCT SET LED E27  | 30 W | 3620 lm | 4000 K | .Q1K |
| | | | 3000 K | |
| LED E27  | 50 W | 6550 lm | 4000 K | .H1L |
| | | | 3000 K | .H1R |

PHOTOMETRIC DATA SAMPLE




VIVI 400 E27 HIGH POWER LED 50W

POST height 3,5mt
10x10mt area: average 28 lux

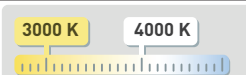
The photometric data for all the versions are available upon request or on our website.

LED LAMPS



Comply with: EU2019/2015
EU2019/2020
Technical details on page 636.

CCT SETTABLE LED LAMP(*)



CCT switch settable in two different positions, to select the desired Kelvin temperature (3000K/4000K) and get a customized ambiance. (30W only)

* ADD THESE SUFFIXES TO THE REFERENCES MENTIONED IN THE CATALOGUE

GARDEN REVIVAL
GARDEN CLASSIC
BOLLARD
UP&DOWN
DOWNLIGHT
IN-GROUND
BRICKLIGHT
FLOODLIGHT
BULKHEAD
SOLAR
URBAN CLASSIC
URBAN REVIVAL
URBAN MODERN
POST
LAMPS

VIVI 400 GX53 LED

LARGE SIZE



Modern luminaries made of shockproof resin material, UV-rays stabilized, rust and corrosion-free. Suitable for post top, wall and hanging installation. Equipped with TÜV-CB certified, long-life, efficient and **Kelvin settable GX53 LED modular system**. Designed according to the international regulations against light pollution (standard UNI 10819). Insulation class II, Protection rating IP55.

Diffusore moderno realizzato in resina antiurto, stabilizzato ai raggi UV, inattaccabile da ruggine e corrosione. Idoneo per il montaggio a palo, a sospensione o a parete. Provvisto di sistema modulare a LED GX53 con kelvin impostabile certificato TÜV-CB di lunga durata ed alta efficienza. Progettato in ottemperanza alle norme internazionali contro l'inquinamento luminoso (standard UNI 10819). Classe di isolamento II, grado di protezione IP55.



V50.000.D6K

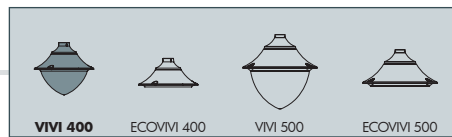
CCT SETTABLE

3000 K 4000 K 6500 K

SDCM <6

| | | | | |
|--|--|--|--|--|
| | | | | |
| | | | | |
| | | | | |
| | | | | |





VIVI 400 GX53 LED - COMPONENTS

IP55



ROOF made of shockproof resin material one piece only, UV-rays stabilized, rust and corrosion-free.

TETTO in un unico pezzo, realizzato in resina antiurto, stabilizzata ai raggi UV, inattaccabile da ruggine e corrosione.



DIFFUSER made of UV-rays stabilized polymethylmethacrylate (PMMA), one piece only, available in clear or opal colour.

DIFFUSORE realizzato in polimetilmetacrilato (PMMA) stabilizzato ai raggi UV, disponibile in colore trasparente o opale.



Decorative connection **RING** to be fixed on the luminaries diffuser.

ANELLO decorativo di connessione da fissare sul diffusore dell'apparecchio.

VIVI 400 GX53 LED

V50.000 *



Dimensions and weight

Height: 420 mm
Diameter: 480 mm
Weight: 4,9 Kg
Junction to support: Ø 60 mm
Area expose to wind pressure: CxS = m² 0,1449

Moulded colours:

Black White Grey

Diffuser PMMA:

Clear Opal

GX53 LED



- **COST SAVING:** long-life and efficient LED light sources.
- **BUILT-IN DRIVER:** quick and easy lamp replacement.
- **GREAT FLEXIBILITY:** GX53 standard lamp holder.
- **FUTURE-PROOFED LUMINARIES:** performances easy to upgrade to latest technology developments.
- **SUITABLE FOR OUTDOOR USE:** built-in driver fully protected against heat and humidity by silicone paste.

Luminaries supplied with white resin CEILING provided with 6x TÜV-CB certified, long-life, efficient and Kelvin settable GX53 LED lamps included. Each lamp can be quickly and easily replaced individually, making the luminaries maintenance very simple.


| 100 - 240 V | | | | |
|-------------|----------------------|-------------------------------|----------------------------|--------------|
| LAMP | POWER | LUMINOUS FLUX (Φ TOTAL) UP TO | COLOUR TEMP. | *ADD. SUFFIX |
| | 6x 10W 60W | 7740 lm | 6500 K 4000 K 3000 K | .D6K |

LED LAMPS



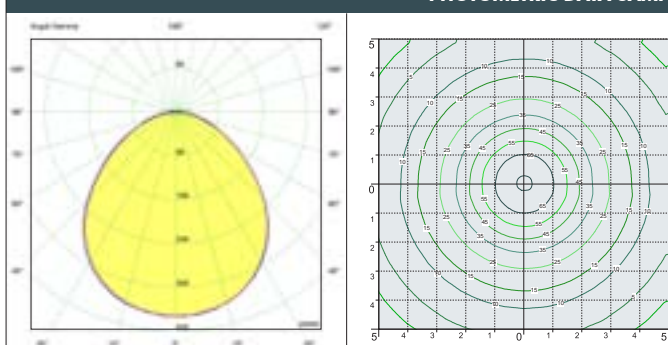
Comply with: EU2019/2015
EU2019/2020
Technical details on page 636.

CCT SETTABLE LED LAMP



CCT switch settable in three different positions, to select the desired Kelvin temperature (3000K/4000K/6500K) and get a customized ambiance.

PHOTOMETRIC DATA SAMPLE



VIVI 400 GX53 LED
6X10W

POST height 3,5mt
10x10mt area: average 37 lux

The photometric data for all the versions are available upon request or on our website.

* ADD THESE SUFFIXES TO THE REFERENCES MENTIONED IN THE CATALOGUE

GARDEN REVIVAL
GARDEN CLASSIC
BOLLARD
UP&DOWN
DOWNLIGHT
IN-GROUND
BRICKLIGHT
FLOODLIGHT
BULKHEAD
SOLAR
URBAN CLASSIC
URBAN REVIVAL
URBAN MODERN
POST
LAMPS

VIVI 400 E27

LARGE SIZE



Modern luminaries made of shockproof resin material, UV-rays stabilized, rust and corrosion-free. Suitable for post top, wall and hanging installation. Provided with high temperature resistant ceiling suitable for horizontal bulb fixation and with aluminum reflector to optimize the light distribution. Designed according to the international regulations against light pollution (standard UNI 10819). Insulation class II, Protection rating IP55.

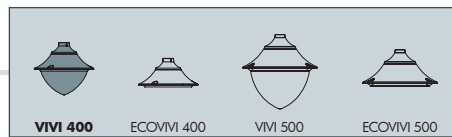
Diffusore moderno realizzato in resina antiurto, stabilizzato ai raggi UV, inattaccabile da ruggine e corrosione. Idoneo per il montaggio a palo, a sospensione o a parete. Fornito con soffitto ad alta resistenza al calore idoneo per il fissaggio orizzontale della lampadina e provvisto di parabola riflettente in alluminio per direzionare il flusso luminoso. Progettato in ottemperanza alle norme internazionali contro l'inquinamento luminoso (standard UNI 10819). Classe di isolamento II, grado di protezione IP55.



V50.000.E27

| | | | | |
|--|--|--|--|--|
| | | | | |
| | | | | |
| | | | | |





VIVI 400 E27 - E40 - COMPONENTS

IP55



ROOF made of shockproof resin material, UV-rays stabilized, rust and corrosion-free.

TETTO realizzato in resina antiurto, stabilizzata ai raggi UV, inattaccabile da ruggine e corrosione.

High temperature resistant **CEILING** made of white polycarbonate (PC), UV-rays stabilized, suitable for ballast fixation on its upper side and provided with E27 or E40 lampholder on its lower side. Bulb in horizontal position.

SOFFITTO realizzato in policarbonato bianco (PC) ad alta resistenza al calore, stabilizzato ai raggi UV, nella cui parte superiore vengono fissati i reattori. Fornito completo di portalampana E27 o E40 atto a sostenere la lampadina in posizione orizzontale.

Parabolic **REFLECTOR** made of anodized aluminium, designed to optimize the light distribution and to limit the skyward dispersion of the luminous flux.

PARABOLA riflettente realizzata in alluminio anodizzato, progettata per ottimizzare la distribuzione del flusso luminoso e limitarne la dispersione verso il cielo.

DIFFUSER made of UV-rays stabilized polymethylmethacrylate (PMMA), one piece only, available in clear or opal colour.

DIFFUSORE realizzato in polimetilmetacrilato (PMMA) stabilizzato ai raggi UV, un pezzo unico, disponibile in colore trasparente o opale.

Decorative connection **RING** to be fixed on the luminaries diffuser.

ANELLO decorativo di connessione da fissare sul diffusore dell'apparecchio.

VIVI 400 E27

V50.000 *



Dimensions and weight

Height: 420 mm
Diameter: 480 mm
Weight: 3,7 Kg
Junction to support: Ø 60 mm
Area expose to wind pressure: CxS = m² 0,1449

Moulded colours:

Black White Grey

Diffuser PMMA:

Clear Opal

E27-E40

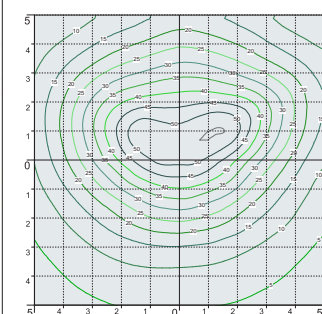

*ADD. SUFFIX



Luminaries supplied with E27 or E40 lampholder.

| | | |
|---|-------------------------------|------|
| suitable lamps: CFL-LED SON-HQI max 100W | E27 Lampholder only | .E27 |
| | E40 Lampholder only | .E40 |

PHOTOMETRIC DATA SAMPLE



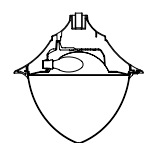
VIVI 400 E27
HQI 70W

POST height 4mt
10x10mt area: average 28 lux

The photometric data for all the versions are available upon request or on our website.

HORIZONTAL BULB

AGAINST LIGHT POLLUTION



E27 - E40 VERSION

* ADD THESE SUFFIXES TO THE REFERENCES MENTIONED IN THE CATALOGUE

VIVI 400

LARGE SIZE



V50.364.A10.D6K

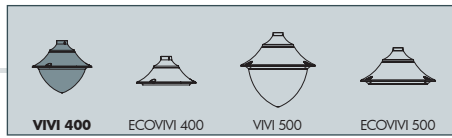


L41.128.H1L



V50.414.A10.Q1K

MADE IN ITALY



LUIGI 400-DR
L41.128

Pcs 1
Kg 4,2
mc 0,09

*rope not included

NEW LOT/VIVI400
V50.115

Pcs 1
Kg 5,2
mc 0,071

VIVI 400
V50.000

Pcs 1
Kg 4,9
mc 0,09

MIDIPIAR/VIVI400
V50.254

Pcs 1
Kg 5,5
mc 0,092

MARIO/VIVI400
V50.129

Pcs 1
Kg 5,2
mc 0,07

*rope not included

| | |
|--|---|
| EKTOR 4000 MIDIPIAR/VIVI400 1L V50.371.A10 | AKILLE 4000 MIDIPIAR/VIVI400 1L V50.421.A10 |
| Pcs 1 Kg 41 mc 0,314 | |
| EKTOR 3500 MIDIPIAR/VIVI400 1L V50.367.A10 | AKILLE 3500 MIDIPIAR/VIVI400 1L V50.417.A10 |
| Pcs 1 Kg 37,5 mc 0,284 | |

EKTOR 2500 MIDIPIAR/VIVI400 1L
V50.361.A10

Pcs 1
Kg 30,6
mc 0,235

Ø 265

| | |
|--|---|
| EKTOR 3000 MIDIPIAR/VIVI400 1L V50.364.A10 | AKILLE 3000 MIDIPIAR/VIVI400 1L V50.414.A10 |
| Pcs 1 Kg 34 mc 0,262 | |

Pcs 1
Kg 34
mc 0,262

Ø 265

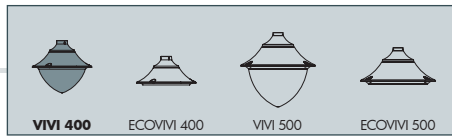
Ø 265

LAMPS
POST
URBAN MODERN
URBAN REVIVAL
URBAN CLASSIC
SOLAR
BULKHEAD
FLOODLIGHT
BRICKLIGHT
IN-GROUND
DOWNLIGHT
UP&DOWN
BOLLARD
GARDEN CLASSIC
GARDEN REVIVAL

VIVI 400

LARGE SIZE





EKTOR 2500 MIDIPILAR/VIVI400 3L
V50.361.A30

Pcs 1
Kg 42
mc 0,497

1135

2755

Ø 265

EKTOR 2500 MIDIPILAR/VIVI400 2L
V50.361.A20

Pcs 1
Kg 86,2
mc 0,306

1220

2755

Ø 265

| EKTOR 4000 MIDIPILAR/VIVI400 2L | AKILLE 4000 MIDIPILAR/VIVI400 2L |
|--|---|
| V50.371.A20 | V50.421.A20 |
| Pcs 1 Kg 46,5 mc 0,385 | |
| EKTOR 3500 MIDIPILAR/VIVI400 2L | AKILLE 3500 MIDIPILAR/VIVI400 2L |
| V50.367.A20 | V50.417.A20 |
| Pcs 1 Kg 43 mc 0,358 | |
| EKTOR 3000 MIDIPILAR/VIVI400 2L | AKILLE 3000 MIDIPILAR/VIVI400 2L |
| V50.364.A20 | V50.414.A20 |
| Pcs 1 Kg 39,6 mc 0,332 | |

1220

4255
3755
3255

EKTOR3000 AKILLE4000

Ø 265

| EKTOR 4000 MIDIPILAR/VIVI400 3L | AKILLE 4000 MIDIPILAR/VIVI400 3L |
|--|---|
| V50.371.A30 | V50.421.A30 |
| Pcs 1 Kg 52 mc 0,576 | |
| EKTOR 3500 MIDIPILAR/VIVI400 3L | AKILLE 3500 MIDIPILAR/VIVI400 3L |
| V50.367.A30 | V50.417.A30 |
| Pcs 1 Kg 48,6 mc 0,55 | |
| EKTOR 3000 MIDIPILAR/VIVI400 3L | AKILLE 3000 MIDIPILAR/VIVI400 3L |
| V50.364.A30 | V50.414.A30 |
| Pcs 1 Kg 45,2 mc 0,523 | |

1135

4255
3755
3255

EKTOR4000 AKILLE3000

Ø 265

GARDEN REVIVAL
GARDEN CLASSIC
BOLLARD
UP&DOWN
DOWNLIGHT
IN-GROUND
BRICKLIGHT
FLOODLIGHT
BULKHEAD
SOLAR
URBAN CLASSIC
URBAN REVIVAL
URBAN MODERN
POST
LAMPS

ECOVIVI 400 GX53 LED

LARGE SIZE



Modern luminaries made of shockproof resin material, UV-rays stabilized, rust and corrosion-free. Suitable for post top, wall and hanging installation. Supplied with flat diffuser granting no upward light emission. Equipped with TÜV-CB certified, long-life, efficient and **Kelvin settable GX53 LED modular system**.

Designed according to the international regulations against light pollution (standard UNI 10819 – Installation area: Zone 1). Insulation class II, Protection rating IP55.

Diffusore moderno realizzato in resina antiurto, stabilizzato ai raggi UV, inattaccabile da ruggine e corrosione. Idoneo per il montaggio a palo, a sospensione o a parete. Fornito con diffusore piatto per garantire assenza di emissioni di luce verso l'alto.

Provvisto di sistema modulare a LED GX53 con Kelvin impostabile certificato TÜV-CB di lunga durata ed alta efficienza. Progettato in ottemperanza alle norme internazionali contro l'inquinamento luminoso (standard UNI 10819 – Area di installazione: Zona 1). Classe di isolamento II, grado di protezione IP55.



EV4.000.D6K

CCT SETTABLE


3000 K 4000 K 6500 K

SDCM <6

| | | | | |
|--|--|--|--|--|
| | | | | |
| | | | | |
| | | | | |

WALL POST HANGING

MADE IN ITALY



ECOVIVI 400 GX53 LED - COMPONENTS

IP55



ROOF made of shockproof resin material one piece only, UV-rays stabilized, rust and corrosion-free.

TETTO in un unico pezzo, realizzato in resina antiurto, stabilizzata ai raggi UV, inattaccabile da ruggine e corrosione.



DIFFUSER with flat shape to avoid the skyward dispersion of the luminous flux, according to the international regulations against light pollution and in particular the standard UNI 108119. Made of UV-rays stabilized polycarbonate (PC).

DIFFUSORE con configurazione piatta per evitare la dispersione verso il cielo del flusso luminoso, in ottemperanza alle norme internazionali sull'inquinamento luminoso ed in particolare la norma UNI 10819. Realizzato in policarbonato (PC) stabilizzato ai raggi UV.



Decorative connection **RING** to be fixed on the luminaries diffuser.



ANELLO decorativo di connessione da fissare sul diffusore dell'apparecchio.

ECOVIVI 400 GX53 LED

EV4.000 *



Dimensions and weight

Height: 243 mm
Diameter: 480 mm
Weight: 4,6 Kg
Junction to support: diameter 60 mm
Area expose to wind pressure:
CxS = m² 0,1449

Moulded colours:

Black White Grey

Diffuser PC (UV treated):

Clear

GX53 LED



- **COST SAVING:** long-life and efficient LED light sources.
- **BUILT-IN DRIVER:** quick and easy lamp replacement.
- **GREAT FLEXIBILITY:** GX53 standard lamp holder.
- **FUTURE-PROOFED LUMINARIES:** performances easy to upgrade to latest technology developments.
- **SUITABLE FOR OUTDOOR USE:** built-in driver fully protected against heat and humidity by silicone paste.

100 - 240 V

Luminaries supplied with white resin CEILING provided with 6x TÜV-CB certified, long-life, efficient and Kelvin settable GX53 LED lamps included. Each lamp can be quickly and easily replaced individually, making the luminaries maintenance very simple.


| LAMP | POWER | LUMINOUS FLUX (Φ TOTAL) UP TO | COLOUR TEMP. | *ADD. SUFFIX |
|------|----------------------|-------------------------------|--------------|--------------|
| | 6x 10W 60W | 7740 lm | 6500 K | .D6K |
| | | | 4000 K | |
| | | | 3000 K | |

LED LAMPS



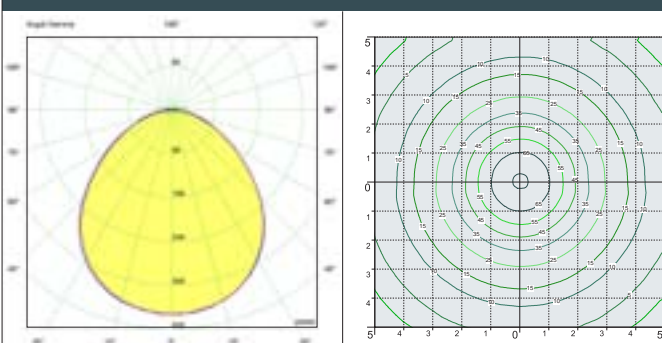
Comply with: EU2019/2015
EU2019/2020
Technical details on page 636.

CCT SETTABLE LED LAMP



CCT switch settable in three different positions, to select the desired Kelvin temperature (3000K/4000K/6500K) and get a customized ambiance.

PHOTOMETRIC DATA SAMPLE



ECOVIVI 400 GX53 LED
6X10W

POST height 3,5mt
10x10mt area: average 37 lux

The photometric data for all the versions are available upon request or on our website.

* ADD THESE SUFFIXES TO THE REFERENCES MENTIONED IN THE CATALOGUE

GARDEN REVIVAL
GARDEN CLASSIC
BOLLARD
UP&DOWN
DOWNLIGHT
IN-GROUND
BRICKLIGHT
FLOODLIGHT
BULKHEAD
SOLAR
URBAN CLASSIC
URBAN REVIVAL
URBAN MODERN
POST
LAMPS

ECOVIVI 400 E27

LARGE SIZE



Modern luminaries made of shockproof resin material, UV-rays stabilized, rust and corrosion-free. Suitable for post top, wall and hanging installation. Supplied with flat diffuser granting no upward light emission. Provided with high temperature resistant ceiling suitable for horizontal bulb fixation and with aluminum reflector to optimize the light distribution. Designed according to the international regulations against light pollution (standard UNI 10819 - Installation area: Zone 1). Insulation class II, Protection rating IP55.


Diffusore moderno realizzato in resina antiurto, stabilizzato ai raggi UV, inattaccabile da ruggine e corrosione. Idoneo per il montaggio a palo, a sospensione o a parete. Fornito con diffusore piatto per garantire assenza di emissioni di luce verso l'alto. Provvisto di soffitto ad alta resistenza al calore idoneo per il fissaggio orizzontale della lampadina e completo di parabola riflettente in alluminio per direzionare il flusso luminoso. Progettato in ottemperanza alle norme internazionali contro l'inquinamento luminoso (standard UNI 10819 - Area di installazione: Zona 1). Classe di isolamento II, grado di protezione IP55.



EV4.000.E27

| | | | | |
|--|--|--|--|--|
| | | | | |
| | | | | |
| | | | | |





ECOVIVI 400 E27 - E40 - COMPONENTS

IP55



ROOF made of shockproof resin material, UV-rays stabilized, rust and corrosion-free.

TETTO realizzato in resina antiurto, stabilizzata ai raggi UV, inattaccabile da ruggine e corrosione.

High temperature resistant **CEILING** made of white polycarbonate (PC), UV-rays stabilized, suitable for ballast fixation on its upper side and provided with E27 or E40 lampholder on its lower side. Bulb in horizontal position.

SOFFITTO realizzato in policarbonato bianco (PC) ad alta resistenza al calore, stabilizzato ai raggi UV, nella cui parte superiore vengono fissati i reattori. Fornito completo di portalampada E27 o E40 atto a sostenere la lampadina in posizione orizzontale.

Parabolic **REFLECTOR** made of anodized aluminium, designed to optimize the light distribution and to limit the skyward dispersion of the luminous flux.

PARABOLA riflettente realizzata in alluminio anodizzato, progettata per ottimizzare la distribuzione del flusso luminoso e limitarne la dispersione verso il cielo.

DIFFUSER with flat shape to avoid the skyward dispersion of the luminous flux, according to the international regulations against light pollution and in particular the standard UNI 108119. Made of UV-rays stabilized polycarbonate (PC).

DIFFUSORE con configurazione piatta per evitare la dispersione verso il cielo del flusso luminoso, in ottemperanza alle norme internazionali sull'inquinamento luminoso ed in particolare la norma UNI 10819. Realizzato in policarbonato (PC) stabilizzato ai raggi UV.

Decorative connection **RING** to be fixed on the luminaries diffuser.

ANELLO decorativo di connessione da fissare sul diffusore dell'apparecchio.

ECOVIVI 400 E27

EV4.000 *



Dimensions and weight

Height: 243 mm
Diameter: 480 mm
Weight: 3,4 Kg
Junction to support: diameter 60 mm
Area expose to wind pressure:
CxS = m² 0,1449

Moulded colours:

Black White Grey

Diffuser PC (UV treated):

Clear

E27-E40

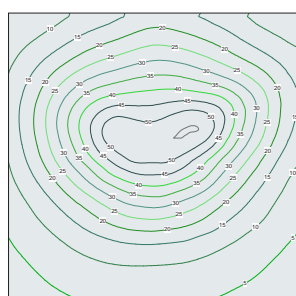
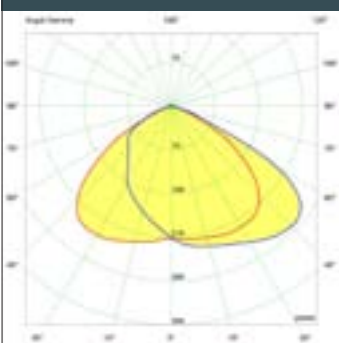
*ADD. SUFFIX



Luminaries supplied with E27 or E40 lampholder.

| | | |
|---|-------------------------------|------|
| suitable lamps: CFL-LED SON-HQI max 100W | E27 Lampholder only | .E27 |
| | E40 Lampholder only | .E40 |

PHOTOMETRIC DATA SAMPLE



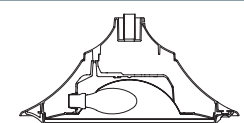
ECOVIVI 400 E27
HQI 70W

POST height 3,5mt
10x10mt area: average 28 lux

The photometric data for all the versions are available upon request or on our website.

HORIZONTAL BULB

AGAINST LIGHT POLLUTION



E27 - E40 VERSION

* ADD THESE SUFFIXES TO THE REFERENCES MENTIONED IN THE CATALOGUE

LAMPS
POST
URBAN MODERN
URBAN REVIVAL
URBAN CLASSIC
SOLAR
BULKHEAD
FLOODLIGHT
BRICKLIGHT
IN-GROUND
DOWNLIGHT
UP&DOWN
BOLLARD
GARDEN CLASSIC
GARDEN REVIVAL

ECOVIVI 400

LARGE SIZE



EV4.364.A10.D6K



L4F.128.D6K



EV4.414.A10.D6K

MADE IN ITALY



LUIGI 400
L4F.128

*rope not included

Pcs 1
Kg 3,7
mc 0,09

NEW LOT/ECOVIVI400
EV4.115

Pcs 1
Kg 4,9
mc 0,071

ECOVIVI 400
EV4.000

Pcs 1
Kg 4,6
mc 0,09

MIDIPILAR/ECOVIVI400
EV4.254

Pcs 1
Kg 5,2
mc 0,092

MARIO/ECOVIVI400
EV4.129

*rope not included

Pcs 1
Kg 4,9
mc 0,07

| | |
|--|---|
| EKTOR 4000 MIDIPILAR/ECOVIVI400 1L | AKILLE 4000 MIDIPILAR/ECOVIVI400 1L |
| EV4.371.A10 | EV4.421.A10 |
| Pcs 1 Kg 40,5 mc 0,314 | |
| EKTOR 3500 MIDIPILAR/ECOVIVI400 1L | AKILLE 3500 MIDIPILAR/ECOVIVI400 1L |
| EV4.367.A10 | EV4.417.A10 |
| Pcs 1 Kg 37,1 mc 0,284 | |

EKTOR 2500 MIDIPILAR/ECOVIVI400 1L
EV4.361.A10

Pcs 1
Kg 30,3
mc 0,235

Ø 265

| | |
|---|--|
| EKTOR 3000 MIDIPILAR/ECOVIVI400 1L | AKILLE 3000 MIDIPILAR/ECOVIVI400 1L |
| EV4.364.A10 | EV4.414.A10 |
| Pcs 1 Kg 33,7 mc 0,262 | |

Ø 265

Ø 265

LAMPS POST URBAN MODERN URBAN REVIVAL URBAN CLASSIC SOLAR BULKHEAD FLOODLIGHT BRICKLIGHT IN-GROUND DOWNLIGHT UP&DOWN BOLLARD GARDEN CLASSIC GARDEN REVIVAL

ECOVIVI 400

LARGE SIZE



EV4.254.C6K




EV4.364.A20.D6K



EV4.421.A30.D6K





EKTOR 2500 MIDIPILAR/ECOVIVI400 3L
EV4.361.A30

Pcs 1
Kg 41
mc 0,497

1120

2755

Ø 265

EKTOR 2500 MIDIPILAR/ECOVIVI400 2L
EV4.361.A20

Pcs 1
Kg 35,7
mc 0,306

1220

2755

Ø 265

| EKTOR 4000 MIDIPILAR/ECOVIVI400 2L | AKILLE 4000 MIDIPILAR/ECOVIVI400 2L |
|---|--|
| EV4.371.A20 | EV4.421.A20 |
| Pcs 1 Kg 46 mc 0,385 | |
| EKTOR 3500 MIDIPILAR/ECOVIVI400 2L | AKILLE 3500 MIDIPILAR/ECOVIVI400 2L |
| EV4.367.A20 | EV4.417.A20 |
| Pcs 1 Kg 42,5 mc 0,358 | |
| EKTOR 3000 MIDIPILAR/ECOVIVI400 2L | AKILLE 3000 MIDIPILAR/ECOVIVI400 2L |
| EV4.364.A20 | EV4.414.A20 |
| Pcs 1 Kg 39,1 mc 0,332 | |

1220

4255
3755
3255

EKTOR3000

AKILLE4000

Ø 265

| EKTOR 4000 MIDIPILAR/ECOVIVI400 3L | AKILLE 4000 MIDIPILAR/ECOVIVI400 3L |
|---|--|
| EV4.371.A30 | EV4.421.A30 |
| Pcs 1 Kg 51,1 mc 0,576 | |
| EKTOR 3500 MIDIPILAR/ECOVIVI400 3L | AKILLE 3500 MIDIPILAR/ECOVIVI400 3L |
| EV4.367.A30 | EV4.417.A30 |
| Pcs 1 Kg 47,7 mc 0,55 | |
| EKTOR 3000 MIDIPILAR/ECOVIVI400 3L | AKILLE 3000 MIDIPILAR/ECOVIVI400 3L |
| EV4.364.A30 | EV4.414.A30 |
| Pcs 1 Kg 44,3 mc 0,523 | |

1120

4255
3755
3255

EKTOR4000

AKILLE3000

Ø 265

GARDEN REVIVAL
GARDEN CLASSIC
BOLLARD
UP&DOWN
DOWNLIGHT
IN-GROUND
BRICKLIGHT
FLOODLIGHT
BULKHEAD
SOLAR
URBAN CLASSIC
URBAN REVIVAL
URBAN MODERN
POST
LAMPS

BEPPE 400 HIGH POWER LED

LARGE SIZE



Modern luminaries made in shockproof resin material, UV rays stabilized, rust and corrosion-free. Suitable for post top and wall installation. Provided with reflective ceiling designed to host the lighting source and equipped with TÜV-CB certified, long-life and efficient **E27 high power LED lamp included.** Insulation class II, Protection rating IP55.

*Diffusore moderno realizzato in resina antiurto, stabilizzato ai raggi UV, inattaccabile da ruggine e corrosione. Idoneo per il montaggio a palo e a parete. Provvisto di soffitto riflettente progettato per accogliere la sorgente luminosa e fornito completo di **lampada a LED E27 ad ALTA POTENZA**, certificata TÜV-CB di lunga durata ed elevata efficienza. Classe di isolamento II, grado di protezione IP55.*



P50.000.H1L

E27 HIGH POWER LED

INDOOR & OUTDOOR USE

+80°C
-30°

90%
HUMIDITY

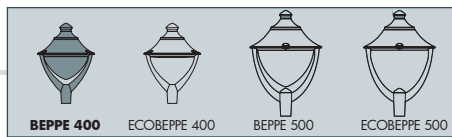
VOLTAGE SURGE RESISTANT

DRIVER
SILICONE
PROTECTION



| | | | | |
|--|--|--|--|--|
| | | | | |
| | | | | |





BEPPE 400 HIGH POWER LED - COMPONENTS

IP55



ROOF made of shockproof resin material, UV-rays stabilized, rust and corrosion-free.

TETTO realizzato in resina antiurto, stabilizzata ai raggi UV, inattaccabile da ruggine e corrosione.

High temperature resistant reflective **CEILING** made of shockproof resin material. Provided with E27 lampholder and equipped with **HIGH POWER LED lamp**. Designed to host and protect the lighting source, granting its safe and quick installation.

SOFFITTO riflettente realizzato in resina antiurto ad alta resistenza al calore. Fornito completo di portalamпада E27 e provvisto di lampada a LED ad ALTA POTENZA. Progettato per accogliere e proteggere la sorgente luminosa e per garantirne una veloce e sicura installazione.

DIFFUSER made of UV-rays stabilized polymethylmethacrylate (PMMA), one piece only, available in clear or opal colour.

DIFFUSORE realizzato in polimetilmetacrilato (PMMA) stabilizzato ai raggi UV, un pezzo unico, disponibile in colore trasparente o opale.

CAGE for post top installation complete with connection ring (one piece only) to be fixed on the luminaries diffuser.

BIPODE in un unico pezzo completo di anello di connessione da fissare sul diffusore dell'apparecchio.

BEPPE 400 HIGH POWER LED



Dimensions and weight

Height: 420 mm
Diameter: 480 mm
Weight: 4 Kg
Junction to support: Ø 60 mm
Area expose to wind pressure: CxS = m² 0,1449

Moulded colours:

Black White Grey

Diffuser PMMA:

Clear Opal

HIGH POWER LED




- **COST SAVING:** long-life and efficient LED light source.
- **BUILT-IN DRIVER:** quick and easy lamp replacement.
- **GREAT FLEXIBILITY:** E27 standard lamp holder.
- **FUTURE-PROOFED LUMINARIES:** performances easy to upgrade to latest technology developments.
- **SUITABLE FOR OUTDOOR USE:** built-in driver fully protected against heat and humidity by silicone paste.

Luminaries equipped with TÜV-CB certified, long-life and efficient **E27 high power LED lamp**, granting the same luminous flux of traditional SON/HQI lighting sources. The lamp can be quickly and easily replaced, making the luminaries maintenance very simple.

100 - 240 V

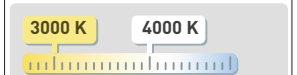
| LAMP | POWER | LUMINOUS FLUX UP TO | COLOUR TEMP. | *ADD. SUFFIX |
|-----------------|-------------|---------------------|--------------|--------------|
| CCT SET LED E27 | 30 W | 3620 lm | 4000 K | .Q1K |
| | | | 3000 K | |
| LED E27 | 50 W | 6550 lm | 4000 K | .H1L |
| | | | 3000 K | |

LED LAMPS



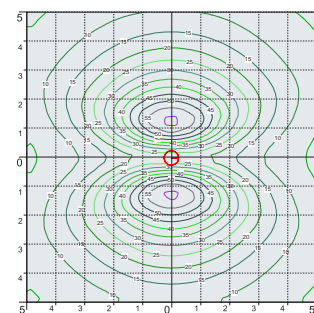

Comply with: EU2019/2015
EU2019/2020
Technical details on page 636.

CCT SETTABLE LED LAMP^(*)



CCT switch settable in two different positions, to select the desired Kelvin temperature (3000K/4000K) and get a customized ambiance. (30W only)

PHOTOMETRIC DATA SAMPLE



BEPPE 400 E27 HIGH POWER LED 50W

POST height 3,5mt
10x10mt area: average 21 lux

The photometric data for all the versions are available upon request or on our website.

* ADD THESE SUFFIXES TO THE REFERENCES MENTIONED IN THE CATALOGUE

GARDEN REVIVAL
GARDEN CLASSIC
BOLLARD
UP&DOWN
DOWNLIGHT
IN-GROUND
BRICKLIGHT
FLOODLIGHT
BULKHEAD
SOLAR
URBAN CLASSIC
URBAN REVIVAL
URBAN MODERN
POST
LAMPS

BEPPE 400 GX53 LED

LARGE SIZE



Modern luminaries made of shockproof resin material, UV-rays stabilized, rust and corrosion-free. Suitable for post top installation. Equipped with TÜV-CB certified, long-life, efficient and Kelvin settable GX53 LED modular system. Designed according to the international regulations against light pollution (standard UNI 10819). Insulation class II, Protection rating IP55.

Diffusore moderno realizzato in resina antiurto, stabilizzato ai raggi UV, inattaccabile da ruggine e corrosione. Idoneo per il montaggio a palo. Provvisto di sistema modulare a LED GX53 con Kelvin impostabile certificato TÜV-CB di lunga durata ed alta efficienza. Progettato in ottemperanza alle norme internazionali contro l'inquinamento luminoso (standard UNI 10819). Classe di isolamento II, grado di protezione IP55.



P50.000.D6K

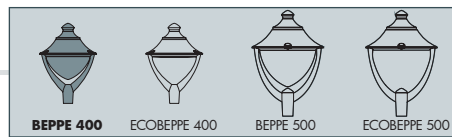
CCT SETTABLE

3000 K 4000 K 6500 K

SDCM <6

| | | | | |
|--|--|--|--|--|
| | | | | |
| | | | | |





BEPPE 400 GX53 LED - COMPONENTS

IP55



ROOF made of shockproof resin material one piece only, UV-rays stabilized, rust and corrosion-free.

TETTO in un unico pezzo, realizzato in resina antiurto, stabilizzata ai raggi UV, inattaccabile da ruggine e corrosione.

DIFFUSER made of UV-rays stabilized polymethylmethacrylate (PMMA), one piece only, available in clear or opal colour.

DIFFUSORE realizzato in polimetilmetacrilato (PMMA) stabilizzato ai raggi UV, disponibile in colore trasparente o opale.

CAGE for post top installation complete with connection ring (one piece only) to be fixed on the luminaries diffuser.

BIPODE in un unico pezzo completo di anello di connessione da fissare sul diffusore dell'apparecchio.

BEPPE 400 GX53 LED

P50.000 *



Dimensions and weight

Height: 420 mm
Diameter: 480 mm
Weight: 5 Kg
Junction to support: Ø 60 mm
Area expose to wind pressure: CxS = m² 0,1449

Moulded colours:

Black White Grey

Diffuser PMMA:

Clear Opal


GX53 LED




- **COST SAVING:** long-life and efficient LED light sources.
- **BUILT-IN DRIVER:** quick and easy lamp replacement.
- **GREAT FLEXIBILITY:** GX53 standard lamp holder.
- **FUTURE-PROOFED LUMINARIES:** performances easy to upgrade to latest technology developments.
- **SUITABLE FOR OUTDOOR USE:** built-in driver fully protected against heat and humidity by silicone paste.

Luminaries supplied with white resin CEILING provided with 6x TÜV-CB certified, long-life, efficient and Kelvin settable GX53 LED lamps included. Each lamp can be quickly and easily replaced individually, making the luminaries maintenance very simple.

100 - 240 V

| LAMP | POWER | LUMINOUS FLUX (Φ TOTAL) UP TO | COLOUR TEMP. | *ADD. SUFFIX |
|---|----------------------|-------------------------------|----------------------------|--------------|
|  GX53 LED | 6x 10W 60W | 7740 lm | 6500 K 4000 K 3000 K | .D6K |

LED LAMPS



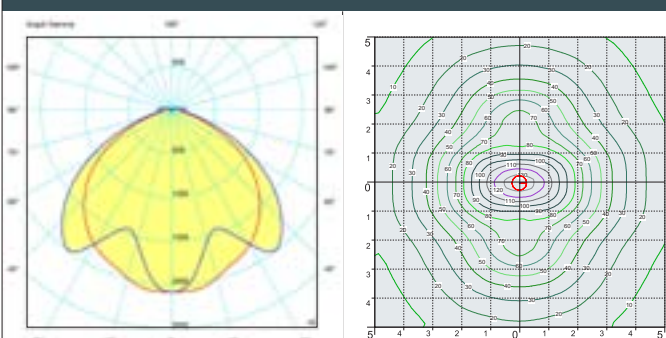
Comply with: EU2019/2015
EU2019/2020
Technical details on page 636.

CCT SETTABLE LED LAMP



CCT switch settable in three different positions, to select the desired Kelvin temperature (3000K/4000K/6500K) and get a customized ambience.

PHOTOMETRIC DATA SAMPLE



BEPPE 400 GX53 LED
6X10W

POST height 3,5mt
10x10mt area: average 37 lux

The photometric data for all the versions are available upon request or on our website.

* ADD THESE SUFFIXES TO THE REFERENCES MENTIONED IN THE CATALOGUE

GARDEN REVIVAL
GARDEN CLASSIC
BOLLARD
UP&DOWN
DOWNLIGHT
IN-GROUND
BRICKLIGHT
FLOODLIGHT
BULKHEAD
SOLAR
URBAN CLASSIC
URBAN REVIVAL
URBAN MODERN
POST
LAMPS

BEPPE 400 E27

LARGE SIZE



Modern luminaries made of shockproof resin material, UV-rays stabilized, rust and corrosion-free. Suitable for post top installation. Provided with high temperature resistant ceiling suitable for horizontal bulb fixation and with aluminum reflector to optimize the light distribution. Designed according to the international regulations against light pollution (standard UNI 10819). Insulation class II, Protection rating IP55.

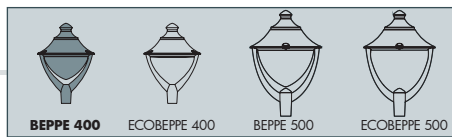
Diffusore moderno realizzato in resina antiurto, stabilizzato ai raggi UV, inattaccabile da ruggine e corrosione. Idoneo per il montaggio a palo. Fornito con soffitto ad alta resistenza al calore idoneo per il fissaggio orizzontale della lampadina e provvisto di parabola riflettente in alluminio per direzionare il flusso luminoso. Progettato in ottemperanza alle norme internazionali contro l'inquinamento luminoso (standard UNI 10819). Classe di isolamento II, grado di protezione IP55.



P50.000.E27

| | | | | |
|--|--|--|--|--|
| | | | | |
| | | | | |

MADE IN ITALY



BEPPE 400 E27 - E40 - COMPONENTS

IP55



ROOF made of shockproof resin material, UV-rays stabilized, rust and corrosion-free.

TETTO realizzato in resina antiurto, stabilizzata ai raggi UV, inattaccabile da ruggine e corrosione.

High temperature resistant **CEILING** made of white polycarbonate (PC), UV-rays stabilized, suitable for ballast fixation on its upper side and provided with E27 or E40 lampholder on its lower side. Bulb in horizontal position.

SOFFITTO realizzato in polycarbonato bianco (PC) ad alta resistenza al calore, stabilizzato ai raggi UV, nella cui parte superiore vengono fissati i reattori. Fornito completo di portalamпада E27 o E40 atto a sostenere la lampadina in posizione orizzontale.

Parabolic **REFLECTOR** made of anodized aluminium, designed to optimize the light distribution and to limit the skyward dispersion of the luminous flux.


PARABOLA riflettente realizzata in alluminio anodizzato, progettata per ottimizzare la distribuzione del flusso luminoso e limitarne la dispersione verso il cielo.

DIFFUSER made of UV-rays stabilized polymethylmethacrylate (PMMA), one piece only, available in clear or opal colour.

DIFFUSORE realizzato in polimetilmetacrilato (PMMA) stabilizzato ai raggi UV, un pezzo unico, disponibile in colore trasparente o opale.

CAGE for post top installation complete with connection ring (one piece only) to be fixed on the luminaries diffuser.

BIPODE in un unico pezzo completo di anello di connessione da fissare sul diffusore dell'apparecchio.



Dimensions and weight

Height: 420 mm
Diameter: 480 mm
Weight: 3,7 Kg
Junction to support: Ø 60 mm
Area expose to wind pressure: CxS = m² 0,1449

Moulded colours:

Black White Grey

Diffuser PMMA:

Clear Opal

E27-E40

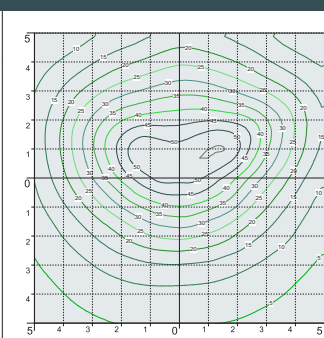

*ADD. SUFFIX



Luminaries supplied with E27 or E40 lampholder.

| | | |
|---|-------------------------------|------|
| suitable lamps: CFL-LED SON-HQI max 100W | E27 Lampholder only | .E27 |
| | E40 Lampholder only | .E40 |

PHOTOMETRIC DATA SAMPLE



BEPPE 400 E27
HQI 70W

POST height 3,5mt
10x10mt area: average 20 lux

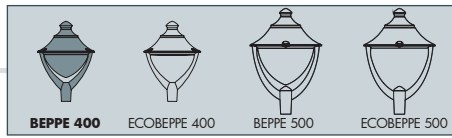
The photometric data for all the versions are available upon request or on our website.

LAMPS
POST
URBAN MODERN
URBAN REVIVAL
URBAN CLASSIC
SOLAR
BULKHEAD
FLOODLIGHT
BRICKLIGHT
IN-GROUND
DOWNLIGHT
UP&DOWN
BOLLARD
GARDEN CLASSIC
GARDEN REVIVAL

BEPPE 400

LARGE SIZE





NEW LOT/BEPPE400
P50.115

Pcs 1
Kg 5,3
mc 0,119

BEPPE400
P50.000

Pcs 1
Kg 5
mc 0,113

EKTOR 2500/BEPPE400
P50.361.000

Pcs 1
Kg 29,3
mc 0,256

| EKTOR 3000/ BEPPE400 | AKILLE 3000/ BEPPE400 |
|---------------------------------|----------------------------------|
| P50.364.000 | P50.414.000 |
| Pcs 1 Kg 32,7 mc 0,282 | |

| EKTOR 3500/ BEPPE400 | AKILLE 3500/ BEPPE400 |
|---------------------------------|----------------------------------|
| P50.367.000 | P50.417.000 |
| Pcs 1 Kg 36,1 mc 0,309 | |

| EKTOR 4000/ BEPPE400 | AKILLE 4000/ BEPPE400 |
|---------------------------------|----------------------------------|
| P50.371.000 | P50.421.000 |
| Pcs 1 Kg 39,5 mc 0,335 | |

GARDEN REVIVAL
GARDEN CLASSIC
BOLLARD
UP&DOWN
DOWNLIGHT
IN-GROUND
BRICKLIGHT
FLOODLIGHT
BULKHEAD
SOLAR
URBAN CLASSIC
URBAN REVIVAL
URBAN MODERN
POST
LAMPS

ECOBEPPE 400 GX53 LED

LARGE SIZE



Modern luminaries made in shockproof resin material, UV-rays stabilized, rust and corrosion-free. Suitable for post top installation. Supplied with flat diffuser granting no upward light emission. Equipped with TÜV-CB certified, long-life, efficient and **Kelvin settable GX53 LED modular system**. Designed according to the international regulations against light pollution (standard UNI 10819 – Installation area: Zone 1). Insulation class II, Protection rating IP55.

Diffusore moderno realizzato in resina antiurto, stabilizzato ai raggi UV, inattaccabile da ruggine e corrosione. Idoneo per il montaggio a palo. Provvisto di sistema modulare a LED GX53 con Kelvin impostabile certificato TÜV-CB di lunga durata ed alta efficienza. Progettato in ottemperanza alle norme internazionali contro l'inquinamento luminoso (standard UNI 10819 – Area di installazione: Zona 1). Classe di isolamento II, grado di protezione IP55.



EP5.000.D6K

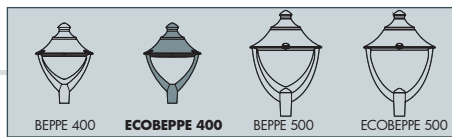
CCT SETTABLE

3000 K 4000 K 6500 K

SDCM <6

| | | | | | |
|--|--|--|--|--|--|
| | | | | | |
| | | | | | |





ECOBEPPE 400 GX53 LED - COMPONENTS

IP55



ROOF made of shockproof resin material one piece only, UV-rays stabilized, rust and corrosion-free.

TETTO in un unico pezzo, realizzato in resina antiurto, stabilizzata ai raggi UV, inattaccabile da ruggine e corrosione.

DIFFUSER with flat shape to avoid the skyward dispersion of the luminous flux, according to the international regulations against light pollution and in particular the standard UNI 108119. Made of UV-rays stabilized polycarbonate (PC).

DIFFUSORE con configurazione piatta per evitare la dispersione verso il cielo del flusso luminoso, in ottemperanza alle norme internazionali sull'inquinamento luminoso ed in particolare la norma UNI 10819. Realizzato in policarbonato (PC) stabilizzato ai raggi UV.

CAGE for post top installation complete with connection ring (one piece only) to be fixed on the luminaries diffuser.

BIPODE in un unico pezzo completo di anello di connessione da fissare sul diffusore dell'apparecchio.

ECOBEPPE 400 GX53 LED

EP5.000 *



Dimensions and weight

Height: 420 mm
Diameter: 480 mm
Weight: 4,7 Kg
Junction to support: Ø 60 mm
Area expose to wind pressure: CxS = m² 0,1449

Moulded colours:

Black White Grey

Diffuser PC (UV treated):

Clear

GX53 LED




- **COST SAVING:** long-life and efficient LED light sources.
- **BUILT-IN DRIVER:** quick and easy lamp replacement.
- **GREAT FLEXIBILITY:** GX53 standard lamp holder.
- **FUTURE-PROOFED LUMINARIES:** performances easy to upgrade to latest technology developments.
- **SUITABLE FOR OUTDOOR USE:** built-in driver fully protected against heat and humidity by silicone paste.

Luminaries supplied with white resin CEILING provided with 6x TÜV-CB certified, long-life, efficient and Kelvin settable GX53 LED lamps included. Each lamp can be quickly and easily replaced individually, making the luminaries maintenance very simple.

100 - 240 V


| LAMP | POWER | LUMINOUS FLUX (Φ TOTAL) UP TO | COLOUR TEMP. | *ADD. SUFFIX |
|------|----------------------|-------------------------------|--------------|--------------|
| | 6x 10W 60W | 7740 lm | 6500 K | .D6K |
| | | | 4000 K | |
| | | | 3000 K | |

LED LAMPS



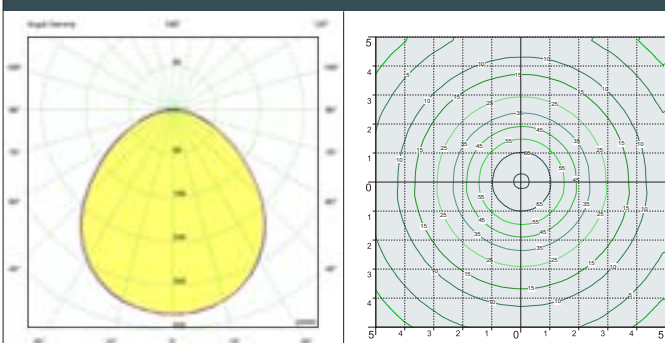
Comply with: EU2019/2015
EU2019/2020
Technical details on page 636.

CCT SETTABLE LED LAMP



CCT switch settable in three different positions, to select the desired Kelvin temperature (3000K/4000K/6500K) and get a customized ambience.

PHOTOMETRIC DATA SAMPLE



ECOBEPPE 400 GX53 LED 6X10W

POST height 3,5mt
10x10mt area: average 37 lux

The photometric data for all the versions are available upon request or on our website.

* ADD THESE SUFFIXES TO THE REFERENCES MENTIONED IN THE CATALOGUE

GARDEN REVIVAL
GARDEN CLASSIC
BOLLARD
UP&DOWN
DOWNLIGHT
IN-GROUND
BRICKLIGHT
FLOODLIGHT
BULKHEAD
SOLAR
URBAN CLASSIC
URBAN REVIVAL
URBAN MODERN
POST
LAMPS

ECOBEPPE 400 E27

LARGE SIZE



Modern luminaries made of shockproof resin material, UV-rays stabilized, rust and corrosion-free. Suitable for post top installation. Supplied with flat diffuser granting no upward light emission. Provided with high temperature resistant ceiling suitable for horizontal bulb fixation and with aluminum reflector to optimize the light distribution. Designed according to the international regulations against light pollution (standard UNI 10819 – Intallation area: Zone 1). Insulation class II, Protection rating IP55.

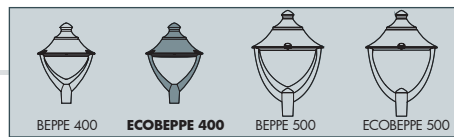
Diffusore moderno realizzato in resina antiurto, stabilizzato ai raggi UV, inattaccabile da ruggine e corrosione. Idoneo per il montaggio a palo. Fornito con diffusore piatto per garantire assenza di emissioni di luce verso l'alto. Provvisto di soffitto ad alta resistenza al calore idoneo per orizzontale della lampadina e completo di parabola riflettente in alluminio per direzionare il flusso luminoso. Progettato in ottemperanza alle norme internazionali contro l'inquinamento luminoso (standard UNI 10819 – Area di installazione: Zona 1). Classe di isolamento II, grado di protezione IP55.



EP5.000.E27

| | | | | |
|--|--|--|--|--|
| | | | | |
| | | | | |





ECOBEPPE 400 E27 - E40 - COMPONENTS

IP55



ROOF made of shockproof resin material, UV-rays stabilized, rust and corrosion-free.

TETTO realizzato in resina antiurto, stabilizzata ai raggi UV, inattaccabile da ruggine e corrosione.

High temperature resistant **CEILING** made of white polycarbonate (PC), UV-rays stabilized, suitable for ballast fixation on its upper side and provided with E27 or E40 lampholder on its lower side. Bulb in horizontal position.

SOFFITTO realizzato in polycarbonato bianco (PC) ad alta resistenza al calore, stabilizzato ai raggi UV, nella cui parte superiore vengono fissati i reattori. Fornito completo di portalamпада E27 o E40 atto a sostenere la lampadina in posizione orizzontale.

Parabolic **REFLECTOR** made of anodized aluminium, designed to optimize the light distribution and to limit the skyward dispersion of the luminous flux.

PARABOLA riflettente realizzata in alluminio anodizzato, progettata per ottimizzare la distribuzione del flusso luminoso e limitarne la dispersione verso il cielo.

DIFFUSER with flat shape to avoid the skyward dispersion of the luminous flux, according to the international regulations against light pollution and in particular the standard UNI 108119. Made of UV-rays stabilized polycarbonate (PC).

DIFFUSORE con configurazione piatta per evitare la dispersione verso il cielo del flusso luminoso, in ottemperanza alle norme internazionali sull'inquinamento luminoso ed in particolare la norma UNI 10819. Realizzato in polycarbonato (PC) stabilizzato ai raggi UV.

CAGE for post top installation complete with connection ring (one piece only) to be fixed on the luminaries diffuser.

BIPODE in un unico pezzo completo di anello di connessione da fissare sul diffusore dell'apparecchio.

ECOBEPPE 400 E27

EP5.000 *



Dimensions and weight

Height: 420 mm
Diameter: 480 mm
Weight: 3,4 Kg
Junction to support: Ø 60 mm
Area expose to wind pressure:
CxS = m² 0,1449

Moulded colours:

Black White Grey

Diffuser PC (UV treated):

Clear

E27-E40

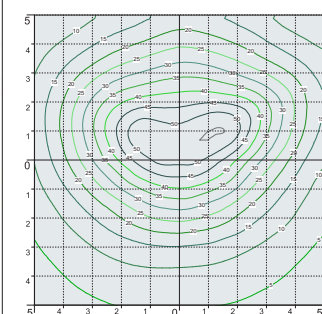

*ADD SUFFIX



Luminaries supplied with E27 or E40 lampholder.

| | | |
|---|-------------------------------|------|
| suitable lamps: CFL-LED SON-HQI max 100W | E27 Lampholder only | .E27 |
| | E40 Lampholder only | .E40 |

PHOTOMETRIC DATA SAMPLE



ECOBEPPE 400 E27
HQI 70W

POST height 3,5mt
10x10mt area: average 20 lux

The photometric data for all the versions are available upon request or on our website.

* ADD THESE SUFFIXES TO THE REFERENCES MENTIONED IN THE CATALOGUE

LAMPS
POST
URBAN MODERN
URBAN REVIVAL
URBAN CLASSIC
SOLAR
BULKHEAD
FLOODLIGHT
BRICKLIGHT
IN-GROUND
DOWNLIGHT
UP&DOWN
BOLLARD
GARDEN CLASSIC
GARDEN REVIVAL

ECOBEPPE 400

LARGE SIZE



EP5.367.D6K

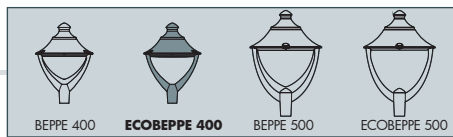


EP5.115.D6K



EP5.417.D6K





NEW LOT/ECOBEPPE400
EP5.115

Pcs 1
Kg 5
mc 0,119

ECOBEPPE400
EP5.000

Pcs 1
Kg 4,7
mc 0,113

EKTOR 2500/ECOBEPPE400
EP5.361.000

Pcs 1
Kg 29,3
mc 0,256

Ø 265

| EKTOR 3000/ECOBEPPE400 | AKILLE 3000/ECOBEPPE400 |
|-------------------------------|--------------------------------|
| EP5.364.000 | EP5.414.000 |
| Pcs 1 Kg 32,7 mc 0,282 | |

Ø 265

| EKTOR 3500/ECOBEPPE400 | AKILLE 3500/ECOBEPPE400 |
|-------------------------------|--------------------------------|
| EP5.367.000 | EP5.417.000 |
| Pcs 1 Kg 36,1 mc 0,309 | |

Ø 265

| EKTOR 4000/ECOBEPPE400 | AKILLE 4000/ECOBEPPE400 |
|-------------------------------|--------------------------------|
| EP5.371.000 | EP5.421.000 |
| Pcs 1 Kg 39,5 mc 0,335 | |

Ø 265

GARDEN REVIVAL
GARDEN CLASSIC
BOLLARD
UP&DOWN
DOWNLIGHT
IN-GROUND
BRICKLIGHT
FLOODLIGHT
BULKHEAD
SOLAR
URBAN CLASSIC
URBAN REVIVAL
URBAN MODERN
POST
LAMPS

REMO 400 HIGH POWER LED

LARGE SIZE



Modern luminaries made in shockproof resin material, UV rays stabilized, rust and corrosion-free. Suitable for post top and wall installation. Provided with double PMMA diffusers and with reflective ceiling designed to host the lighting source. Equipped with TÜV-CB certified, long-life and efficient **E27 high power LED lamp included**. Insulation class II, Protection rating IP55.

*Diffusore moderno realizzato in resina antiurto, stabilizzato ai raggi UV, inattaccabile da ruggine e corrosione. Idoneo per il montaggio a palo e a parete. Provvisto di un doppio diffusore in metacrilato e di soffitto riflettente, progettato per accogliere la sorgente luminosa. Fornito completo di **lampada a LED E27 ad ALTA POTENZA**, certificata TÜV-CB di lunga durata ed elevata efficienza. Classe di isolamento II, grado di protezione IP55.*



R50.000.Q1K

E27 HIGH POWER LED

INDOOR & OUTDOOR USE

+80°C
-30°C

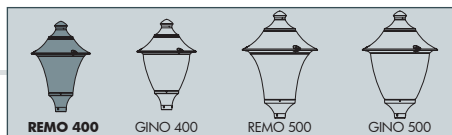
90% HUMIDITY

VOLTAGE SURGE RESISTANT

DRIVER SILICONE PROTECTION

| | | | | |
|--|--|--|--|--|
| | | | | |
| | | | | |

MADE IN ITALY



REMO 400 HIGH POWER LED - COMPONENTS

IP55



ROOF complete with decorative pinnacle made of shockproof resin material, UV-rays stabilized, rust and corrosion-free.

TETTO completo di pinnacolo decorativo, realizzato in resina antiurto, stabilizzata ai raggi UV, inattaccabile da ruggine e corrosione.

High temperature resistant reflective **CEILING** made of shockproof resin material. Provided with E27 lampholder and equipped with **HIGH POWER LED lamp**. Designed to host and protect the lighting source, granting its safe and quick installation.

SOFFITTO riflettente realizzato in resina antiurto ad alta resistenza al calore. Fornito completo di portalampada E27 e provvisto di lampada a LED ad **ALTA POTENZA**. Progettato per accogliere e proteggere la sorgente luminosa e per garantirne una veloce e sicura installazione.

INNER DIFFUSER made of opal PMMA to gather the lighting output and get its uniform spread.

DIFFUSORE INTERNO realizzato in PMMA opale per raccogliere il fascio di luce e garantirne un'uniforme distribuzione.

OUTER DIFFUSER made of UV-rays stabilized polymethylmethacrylate (PMMA), one piece only, available in clear or opal colour.

DIFFUSORE ESTERNO realizzato in polimetilmetacrilato (PMMA) stabilizzato ai raggi UV, disponibile in colore trasparente o opale.

BASE made in shockproof resin material consisting of a support for post top installation (diam 60mm) and of a cover designed for the inner diffuser fixation.

BASE dell'apparecchio realizzata in resina antiurto, composta da un supporto (diam 60mm) e da un coperchio sui cui viene fissato il diffusore interno.

REMO 400 GX53 LED



Dimensions and weight

Height: 715 mm
Diameter: 480 mm
Weight: 5,8 Kg
Junction to support: diameter 60 mm
Area expose to wind pressure:
CxS = m² 0,157

Moulded colours:

Black White Grey

Diffuser PMMA:

Clear Opal

LED LAMPS





Comply with: EU2019/2015
EU2019/2020
Technical details on page 636.

HIGH POWER LED

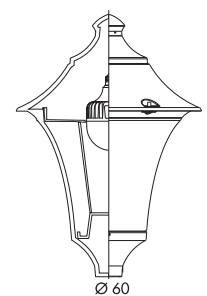


- **COST SAVING:** long-life and efficient LED light source.
- **BUILT-IN DRIVER:** quick and easy lamp replacement.
- **GREAT FLEXIBILITY:** E27 standard lamp holder.
- **FUTURE-PROOFED LUMINARIES:** performances easy to upgrade to latest technology developments.
- **SUITABLE FOR OUTDOOR USE:** built-in driver fully protected against heat and humidity by silicone paste.

Luminaries equipped with TÜV-CB certified, long-life and efficient **E27 high power LED lamp**, granting the same luminous flux of traditional SON/HQI lighting sources. The lamp can be quickly and easily replaced, making the luminaries maintenance very simple.

| 100 - 240 V | | | | |
|---|-------|---------------------|--------------|--------------|
| LAMP | POWER | LUMINOUS FLUX UP TO | COLOUR TEMP. | *ADD. SUFFIX |
| CCT SET LED E27  | 30 W | 3620 lm | 4000 K | .Q1K |
| | | | 3000 K | |
| LED E27  | 50 W | 6550 lm | 4000 K | .H1L |
| | | | 3000 K | |

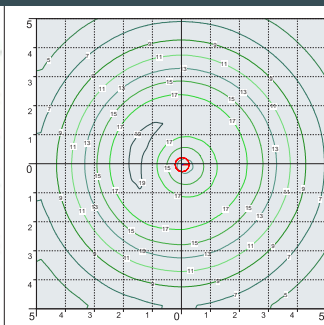
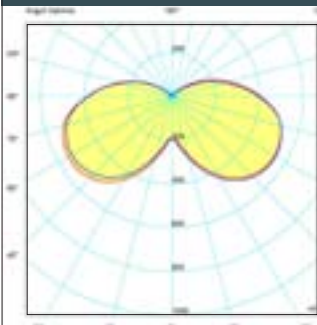
DOWNWARD LIGHT EMISSION



CCT SETTABLE LED LAMP(*)



PHOTOMETRIC DATA SAMPLE



REMO 400 E27 HIGH POWER LED 50W

POST height 3,5mt
10x10mt area: average 11 lux

The photometric data for all the versions are available upon request or on our website.



CCT switch settable in two different positions, to select the desired Kelvin temperature (3000K/4000K) and get a customized ambiance. (30W only)

* ADD THESE SUFFIXES TO THE REFERENCES MENTIONED IN THE CATALOGUE

GARDEN REVIVAL
GARDEN CLASSIC
BOLLARD
UP&DOWN
DOWNLIGHT
IN-GROUND
BRICKLIGHT
FLOODLIGHT
BULKHEAD
SOLAR
URBAN CLASSIC
URBAN REVIVAL
URBAN MODERN
POST
LAMPS

REMO 400 GX53 LED

LARGE SIZE



Modern luminaries made of shockproof resin material, UV-rays stabilized, rust and corrosion-free. Suitable for post top or wall installation. Equipped with TÜV-CB certified, long-life, efficient and Kelvin settable **GX53 LED modular system**. Insulation class II, Protection rating IP55.

*Diffusore moderno realizzato in resina antiurto, stabilizzato ai raggi UV, inattaccabile da ruggine e corrosione. Idoneo per il montaggio a palo o a parete. Provvisto di **sistema modulare a LED GX53 con Kelvin impostabile** certificato TÜV-CB di lunga durata ed alta efficienza. Classe di isolamento II, grado di protezione IP55.*



R50.000.D6K

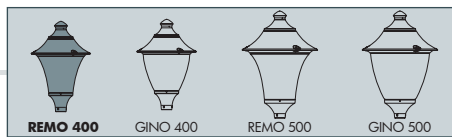
CCT SETTABLE

3000 K 4000 K 6500 K

SDCM <6

| | | | | |
|------------|------------|-------------|--|-------------|
| | | | | |
| | | | | |
| RECYCLABLE | ANTI-SHOCK | TEMPERATURE | | WALL POST |

MADE IN ITALY



REMO 400 GX53 LED - COMPONENTS

IP55



ROOF complete with decorative pinnacle made in shockproof resin material, UV-rays stabilized, rust and corrosion-free.

TETTO completo di pinnacolo decorativo, realizzato in resina antiurto, stabilizzato ai raggi UV, inattaccabile da ruggine e corrosione.

DIFFUSER made of UV-rays stabilized polymethylmethacrylate (PMMA), one piece only, available in clear or opal colour.

DIFFUSORE realizzato in polimetilmetacrilato (PMMA) stabilizzato ai raggi UV, un pezzo unico, disponibile in colore trasparente o opale.

Decorative connection **RING** to be fixed on the luminaries diffuser.

ANELLO decorativo di connessione da fissare sul diffusore dell'apparecchio.

BASE made in shockproof resin material consisting of a support for post top installation (Ø 60mm) and of a white resin **CONE REFLECTOR**, to direct downwards the lighting output.

BASE dell'apparecchio realizzata in resina antiurto composta da un supporto per permettere il fissaggio dell'apparecchio a palo (Ø 60mm) e da un **CONO** riflettente in resina bianca per indirizzare verso il basso il flusso luminoso.

REMO 400 GX53 LED

R50.000 *



Dimensions and weight

Height: 715 mm
Diameter: 480 mm
Weight: 5,8 Kg
Junction to support: diameter 60 mm
Area expose to wind pressure:
CxS = m² 0,157

Moulded colours:

Black White Grey

Diffuser PMMA:

Clear Opal

LED LAMPS



Comply with: EU2019/2015
EU2019/2020
Technical details on page 636.

GX53 LED



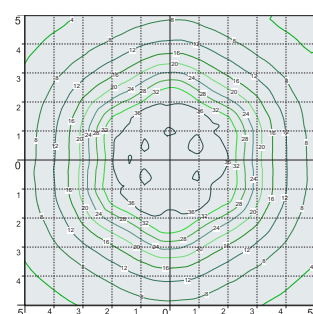
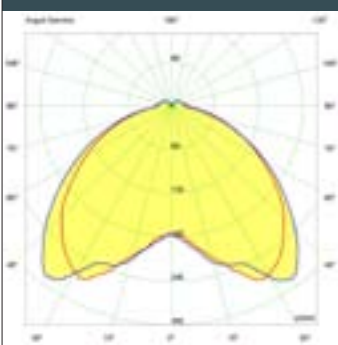
- **COST SAVING:** long-life and efficient LED light sources.
- **BUILT-IN DRIVER:** quick and easy lamp replacement.
- **GREAT FLEXIBILITY:** GX53 standard lamp holder.
- **FUTURE-PROOFED LUMINARIES:** performances easy to upgrade to latest technology developments.
- **SUITABLE FOR OUTDOOR USE:** built-in driver fully protected against heat and humidity by silicone paste.

Luminaries supplied with white resin CEILING provided with 6x TÜV-CB certified, long-life, efficient and Kelvin settable **GX53 LED lamps included**. Each lamp can be quickly and easily replaced individually, making the luminaries maintenance very simple.

100 - 240 V

| LAMP | POWER | LUMINOUS FLUX (Φ TOTAL) UP TO | COLOUR TEMP. | *ADD. SUFFIX |
|------|----------------------|-------------------------------|--------------|--------------|
| | 6x 10W 60W | 7740 lm | 6500 K | .D6K |
| | | | 4000 K | |
| | | | 3000 K | |

PHOTOMETRIC DATA SAMPLE



REMO 400 GX53 LED
6X10W

POST height 3,5mt
10x10mt area: average 34 lux

The photometric data for all the versions are available upon request or on our website.

CCT SETTABLE LED LAMP



CCT switch settable in three different positions, to select the desired Kelvin temperature (3000K/4000K/6500K) and get a customized ambience.

* ADD THESE SUFFIXES TO THE REFERENCES MENTIONED IN THE CATALOGUE

GARDEN REVIVAL
GARDEN CLASSIC
BOLLARD
UP&DOWN
DOWNLIGHT
IN-GROUND
BRICKLIGHT
FLOODLIGHT
BULKHEAD
SOLAR
URBAN CLASSIC
URBAN REVIVAL
URBAN MODERN
POST
LAMPS

REMO 400 E27

LARGE SIZE



Modern luminaries made of shockproof resin material, UV-rays stabilized, rust and corrosion-free. Suitable for post top or wall installation. Provided with aluminum reflector to optimize the light distribution. Base equipped with E27 or E40 lampholder and prepared for louvre fixation. Insulation class II, Protection rating IP55.

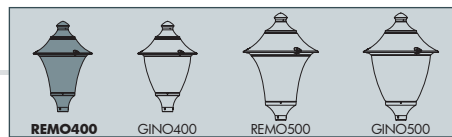
Diffusore moderno realizzato in resina antiurto, stabilizzato ai raggi UV, inattaccabile da ruggine e corrosione. Idoneo per il montaggio a palo o a parete. Provvisto di parabola riflettente in alluminio per direzionare il flusso luminoso. Base con portalampada E27 o E40 predisposta per il fissaggio del frangiluce. Idoneo per il montaggio a palo e a parete. Classe di isolamento II, grado di protezione IP55.



R50.000.E27FC6

| | | | |
|--|--|--|--|
| | | | |
| | | | |
| | | | |

MADE IN ITALY



REMO 400 E27 - E40 - COMPONENTS

IP55



ROOF complete with decorative pinnacle made in shockproof resin material, UV-rays stabilized, rust and corrosion-free.

TETTO completo di pinnacolo decorativo, realizzato in resina antiurto, stabilizzato ai raggi UV, inattaccabile da ruggine e corrosione.

Parabolic **REFLECTOR** made of anodized aluminium and fixed under the luminaries roof, designed to optimize the light efficiency performance and to allow a uniform light distribution.

PARABOLA riflettente realizzata in alluminio anodizzato, fissata sotto il tetto del diffusore, progettata per ottimizzare il rendimento luminoso e permettere una uniforme distribuzione della luce.

DIFFUSER made of UV-rays stabilized polymethylmethacrylate (PMMA), one piece only, available in clear or opal colour.

DIFFUSORE realizzato in polimetilmetacrilato (PMMA) stabilizzato ai raggi UV, un pezzo unico, disponibile in colore trasparente o opale.



Chrome aluminium **LOUVRE** with a laminar symmetrical optic system to direct the lighting output and to get a lower dazzle (optional).

FRANGILUCE in alluminio cromato con sistema ottico lamellare a ripartizione simmetrica per orientare il fascio di luce e ridurre l'abbagliamento (opzionale).

Resin **BASE** consisting of a support (Ø 60mm) and of a cover provided with E27 or E40 lampholder on its upper side.

BASE in resina composta da un supporto e da un coperchio nella cui parte superiore si trova l'alloggiamento per il portalampada E27 o E40 (incluso).



REMO 400 E27

Height: 715 mm
Diameter: 480 mm
Weight: 4,2 Kg
Junction to support: diameter 60 mm
Area expose to wind pressure:
CxS = m² 0,157

Moulded colours:

Black White Grey

Diffuser PMMA:

Clear Opal

CHROME ALUMINIUM LOUVRE

H.FC6 open
Upward position



E27-E40

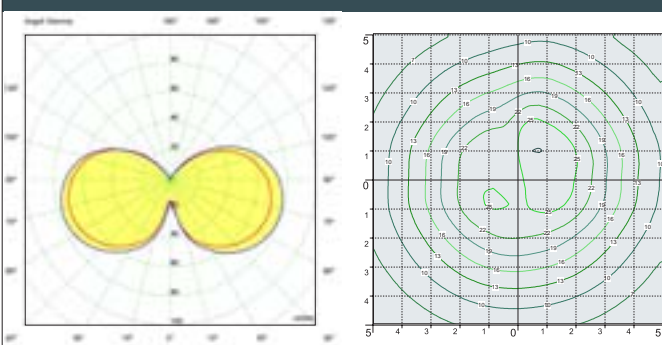
*ADD SUFFIX



Luminaries supplied with E27 or E40 lampholder.

| | | |
|---|-------------------------------|------|
| suitable lamps: CFL-LED max 50W | E27 Lampholder only | .E27 |
| | E40 Lampholder only | .E40 |

PHOTOMETRIC DATA SAMPLE



REMO 400 E27- opal
30W High Power LED

POST height 3,5mt
10x10mt area: average 5 lux

The photometric data for all the versions are available upon request or on our website.

* ADD THESE SUFFIXES TO THE REFERENCES MENTIONED IN THE CATALOGUE

LAMPS
POST
URBAN MODERN
URBAN REVIVAL
URBAN CLASSIC
SOLAR
BULKHEAD
FLOODLIGHT
BRICKLIGHT
IN-GROUND
DOWNLIGHT
UP&DOWN
BOLLARD
GARDEN CLASSIC
GARDEN REVIVAL

REMO 400

LARGE SIZE



R50.364.D6K

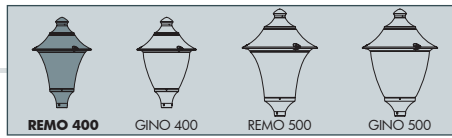


R50.115.Q1K



R50.361.H1L

MADE IN ITALY



MIDIPILAR/REMO400
R50.254

Pcs 1
Kg 6,4
mc 0,09

NEW LOT/REMO400
R50.115

Pcs 1
Kg 6,1
mc 0,07

REMO400
R50.000

Pcs 1
Kg 5,8
mc 0,06

EKTOR 2500/REMO400
R50.361.000

Pcs 1
Kg 30,1
mc 0,21

| EKTOR 3000/REMO400 | AKILLE 3000/REMO400 |
|------------------------------|----------------------------|
| R50.364.000 | R50.414.000 |
| Pcs 1 Kg 33,5 mc 0,241 | |

| EKTOR 3500/REMO400 | AKILLE 3500/REMO400 |
|------------------------------|----------------------------|
| R50.367.000 | R50.417.000 |
| Pcs 1 Kg 36,9 mc 0,268 | |

| EKTOR 4000/REMO400 | AKILLE 4000/REMO400 |
|------------------------------|----------------------------|
| R50.371.000 | R50.421.000 |
| Pcs 1 Kg 40,3 mc 0,294 | |

GARDEN REVIVAL
GARDEN CLASSIC
BOLLARD
UP&DOWN
DOWNLIGHT
IN-GROUND
BRICKLIGHT
FLOODLIGHT
BULKHEAD
SOLAR
URBAN CLASSIC
URBAN REVIVAL
URBAN MODERN
POST
LAMPS

GINO 400 HIGH POWER LED

LARGE SIZE



Modern luminaries made in shockproof resin material, UV rays stabilized, rust and corrosion-free. Suitable for post top and wall installation. Provided with double PMMA diffusers and with reflective ceiling designed to host the lighting source. Equipped with TÜV-CB certified, long-life and efficient **E27 high power LED lamp included**. Insulation class II, Protection rating IP55.

*Diffusore moderno realizzato in resina antiurto, stabilizzato ai raggi UV, inattaccabile da ruggine e corrosione. Idoneo per il montaggio a palo e a parete. Provvisto di un doppio diffusore in metacrilato e di soffitto riflettente, progettato per accogliere la sorgente luminosa. Fornito completo di **lampada a LED E27 ad ALTA POTENZA**, certificata TÜV-CB di lunga durata ed elevata efficienza. Classe di isolamento II, grado di protezione IP55.*



F50.000.Q1K

E27 HIGH POWER LED

INDOOR & OUTDOOR USE

+80°C
-30°

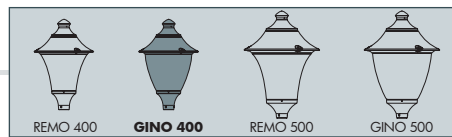
90% HUMIDITY

VOLTAGE SURGE RESISTANT

DRIVER SILICONE PROTECTION

| | | | | |
|--|--|--|--|--|
| | | | | |
| | | | | |
| | | | | |

MADE IN ITALY



GINO 400 HIGH POWER LED - COMPONENTS

IP55



ROOF complete with decorative pinnacle made of shockproof resin material, UV-rays stabilized, rust and corrosion-free.

TETTO completo di pinnacolo decorativo, realizzato in resina antiurto, stabilizzata ai raggi UV, inattaccabile da ruggine e corrosione.

High temperature resistant reflective **CEILING** made of shockproof resin material. Provided with E27 lampholder and equipped with **HIGH POWER LED lamp**. Designed to host and protect the lighting source, granting its safe and quick installation.

SOFFITTO riflettente realizzato in resina antiurto ad alta resistenza al calore. Fornito completo di portalampana E27 e provvisto di lampada a LED ad ALTA POTENZA. Progettato per accogliere e proteggere la sorgente luminosa e per garantirne una veloce e sicura installazione.

INNER DIFFUSER made of opal PMMA to gather the lighting output and get its uniform spread.

DIFFUSORE INTERNO realizzato in PMMA opale per raccogliere il fascio di luce e garantirne un'uniforme distribuzione.

OUTER DIFFUSER made of UV-rays stabilized polymethylmethacrylate (PMMA), one piece only, available in clear or opal colour.

DIFFUSORE ESTERNO realizzato in polimetilmetacrilato (PMMA) stabilizzato ai raggi UV, disponibile in colore trasparente o opale.

BASE made in shockproof resin material consisting of a support for post top installation (diam 60mm) and of a cover designed for the inner diffuser fixation.

BASE dell'apparecchio realizzata in resina antiurto, composta da un supporto (diam 60mm) e da un coperchio sul cui viene fissato il diffusore interno.

GINO 400 HIGH POWER LED

F50.000 *



Dimensions and weight

Height: 715 mm
Diameter: 480 mm
Weight: 5,8 Kg
Junction to support: diameter 60 mm
Area expose to wind pressure:
CxS = m² 0,157

Moulded colours:

Black White Grey

Diffuser PMMA:

Clear Opal

LED LAMPS





Comply with: EU2019/2015
EU2019/2020
Technical details on page 636.

HIGH POWER LED

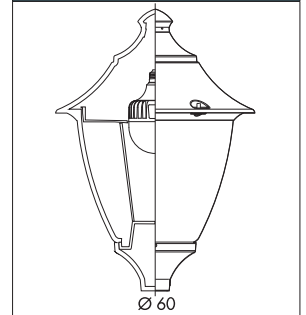


- **COST SAVING:** long-life and efficient LED light source.
- **BUILT-IN DRIVER:** quick and easy lamp replacement.
- **GREAT FLEXIBILITY:** E27 standard lamp holder.
- **FUTURE-PROOFED LUMINARIES:** performances easy to upgrade to latest technology developments.
- **SUITABLE FOR OUTDOOR USE:** built-in driver fully protected against heat and humidity by silicone paste.

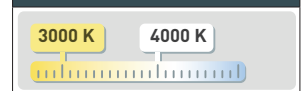
Luminaries equipped with TÜV-CB certified, long-life and efficient **E27 high power LED lamp**, granting the same luminous flux of traditional SON/HQI lighting sources. The lamp can be quickly and easily replaced, making the luminaries maintenance very simple.

| 100 - 240 V | | | | |
|---|-------------|---------------------|--------------|--------------|
| LAMP | POWER | LUMINOUS FLUX UP TO | COLOUR TEMP. | *ADD. SUFFIX |
| CCT SET LED E27  | 30 W | 3620 lm | 4000 K | .Q1K |
| | | | 3000 K | |
| LED E27  | 50 W | 6550 lm | 4000 K | .H1L |
| | | | 3000 K | |

DOWNWARD LIGHT EMISSION

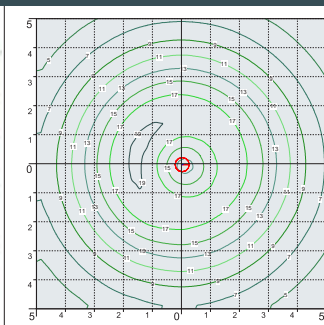
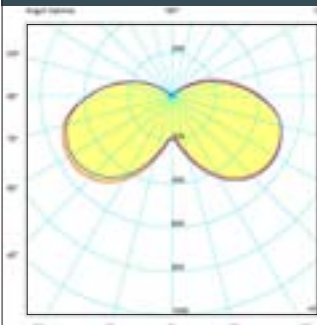


CCT SETTABLE LED LAMP(*)



CCT switch settable in two different positions, to select the desired Kelvin temperature (3000K/4000K) and get a customized ambiance. (30W only)

PHOTOMETRIC DATA SAMPLE



GINO 400 E27 HIGH POWER LED 50W

POST height 3,5mt
10x10mt area: average 11 lux

The photometric data for all the versions are available upon request or on our website.

* ADD THESE SUFFIXES TO THE REFERENCES MENTIONED IN THE CATALOGUE

GARDEN REVIVAL
GARDEN CLASSIC
BOLLARD
UP&DOWN
DOWNLIGHT
IN-GROUND
BRICKLIGHT
FLOODLIGHT
BULKHEAD
SOLAR
URBAN CLASSIC
URBAN REVIVAL
URBAN MODERN
POST
LAMPS

GINO 400 GX53 LED

LARGE SIZE



Modern luminaries made of shockproof resin material, UV-rays stabilized, rust and corrosion-free. Suitable for post top or wall installation. Equipped with TÜV-CB certified, long-life, efficient and Kelvin settable GX53 LED modular system in different wattages. Insulation class II, Protection rating IP55.

Diffusore moderno realizzato in resina antiurto, stabilizzato ai raggi UV, inattaccabile da ruggine e corrosione. Idoneo per il montaggio a palo o a parete. Provvisto di sistema modulare a LED GX53 con Kelvin impostabile certificato TÜV-CB di lunga durata ed alta efficienza disponibile in diverse potenze. Classe di isolamento II, grado di protezione IP55.



F50.000.D6K

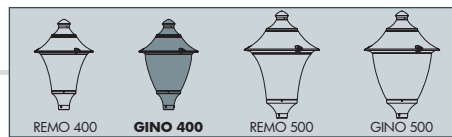
CCT SETTABLE

3000 K 4000 K 6500 K

SDCM <6

| | | | | |
|------------|------------|-------------|--|-----------|
| | | | | |
| | | | | |
| RECYCLABLE | ANTI-SHOCK | TEMPERATURE | | WALL POST |





GINO 400 GX53 LED - COMPONENTS

IP55



ROOF complete with decorative pinnacle made of shockproof resin material, UV-rays stabilized, rust and corrosion-free.

TETTO completo di pinnacolo decorativo, realizzato in resina antiurto, stabilizzata ai raggi UV, inattaccabile da ruggine e corrosione.

DIFFUSER made of UV-rays stabilized polymethylmethacrylate (PMMA), one piece only, available in clear or opal colour.

DIFFUSORE realizzato in polimetilmetacrilato (PMMA) stabilizzato ai raggi UV, disponibile in colore trasparente o opale.

Decorative connection **RING** to be fixed on the luminaries diffuser.

ANELLO decorativo di connessione da fissare sul diffusore dell'apparecchio.

BASE made in shockproof resin material consisting of a support for post top installation (Ø 60mm) and of a white resin **CONE REFLECTOR**, to direct downwards the lighting output.

BASE dell'apparecchio realizzata in resina antiurto composta da un supporto per permettere il fissaggio dell'apparecchio a palo (Ø 60mm) e da un **CONO** riflettente in resina bianca per indirizzare verso il basso il flusso luminoso.

GINO 400 GX53 LED

F50.000 *



Dimensions and weight

Height: 715 mm
Diameter: 480 mm
Weight: 5,8 Kg
Junction to support: diameter 60 mm
Area expose to wind pressure:
CxS = m² 0,157

Moulded colours:

Black White Grey

Diffuser PMMA:

Clear Opal

LED LAMPS



Comply with: EU2019/2015
EU2019/2020
Technical details on page 636.

GX53 LED




- **COST SAVING:** long-life and efficient LED light sources.
- **BUILT-IN DRIVER:** quick and easy lamp replacement.
- **GREAT FLEXIBILITY:** GX53 standard lamp holder.
- **FUTURE-PROOFED LUMINARIES:** performances easy to upgrade to latest technology developments.
- **SUITABLE FOR OUTDOOR USE:** built-in driver fully protected against heat and humidity by silicone paste.

Luminaries supplied with white resin CEILING provided with 6X TÜV-CB certified, long-life, efficient and Kelvin settable GX53 LED lamps included. Each lamp can be quickly and easily replaced individually, making the luminaries maintenance very simple.

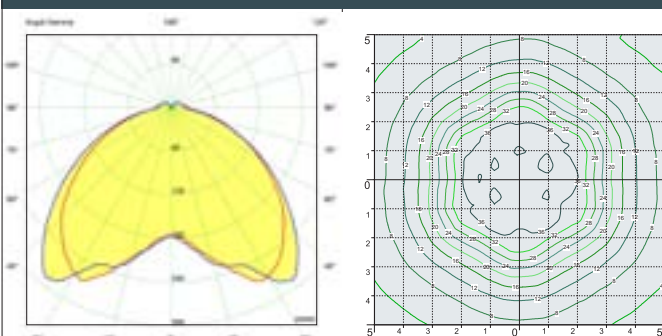
| 100 - 240 V | | | | |
|-------------|----------------------|-------------------------------|--------------|--------------|
| LAMP | POWER | LUMINOUS FLUX (Φ TOTAL) UP TO | COLOUR TEMP. | *ADD. SUFFIX |
| | 6x 10W 60W | 7740 lm | 6500 K | .D6K |
| | | | 4000 K | |
| | | | 3000 K | |

CCT SETTABLE LED LAMP



CCT switch settable in three different positions, to select the desired Kelvin temperature (3000K/4000K/6500K) and get a customized ambience.

PHOTOMETRIC DATA SAMPLE



GINO 400 GX53 LED
6X10W

POST height 3,5mt
10x10mt area: average 34 lux

The photometric data for all the versions are available upon request or on our website.

* ADD THESE SUFFIXES TO THE REFERENCES MENTIONED IN THE CATALOGUE

GARDEN REVIVAL
GARDEN CLASSIC
BOLLARD
UP&DOWN
DOWNLIGHT
IN-GROUND
BRICKLIGHT
FLOODLIGHT
BULKHEAD
SOLAR
URBAN CLASSIC
URBAN REVIVAL
URBAN MODERN
POST
LAMPS

GINO 400 E27

LARGE SIZE



Modern luminaries made of shockproof resin material, UV-rays stabilized, rust and corrosion-free. Suitable for post top or wall installation. Provided with aluminum reflector to optimize the light distribution. Base equipped with E27 or E40 lampholder and prepared for louvre fixation. Insulation class II, Protection rating IP55.

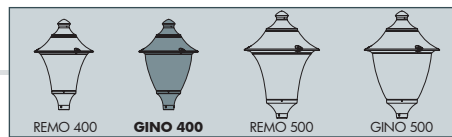
Diffusore moderno realizzato in resina antiurto, stabilizzato ai raggi UV, inattaccabile da ruggine e corrosione. Idoneo per il montaggio a palo o a parete. Provvisto di parabola riflettente in alluminio per direzionare il flusso luminoso. Base con portalampada E27 o E40 predisposta per il fissaggio del frangiluce. Idoneo per il montaggio a palo e a parete. Classe di isolamento II, grado di protezione IP55.



F50.000.E27FC6

| | | | |
|--|--|--|--|
| | | | |
| | | | |

MADE IN ITALY



GINO 400 E27 - E40 - COMPONENTS

IP55



ROOF complete with decorative pinnacle made of shockproof resin material, UV-rays stabilized, rust and corrosion-free.

TETTO completo di pinnacolo decorativo, realizzato in resina antiurto, stabilizzato ai raggi UV, inattaccabile da ruggine e corrosione.

Parabolic **REFLECTOR** made of anodized aluminium and fixed under the luminaries roof, designed to optimize the light efficiency performance and to allow a uniform light distribution.

PARABOLA riflettente realizzata in alluminio anodizzato fissata sotto il tetto del diffusore, progettata per ottimizzare il rendimento luminoso e permettere una uniforme distribuzione della luce.

DIFFUSER made of UV-rays stabilized polymethylmethacrylate (PMMA), one piece only, available in clear or opal colour.

DIFFUSORE realizzato in polimetilmetacrilato (PMMA) stabilizzato ai raggi UV, un pezzo unico, disponibile in colore trasparente o opale.



Chrome aluminium **LOUVRE** with a laminar symmetrical optic system to direct the lighting output and to get a lower dazzle (optional).

FRANGILUCE in alluminio cromato con sistema ottico lamellare a ripartizione simmetrica per orientare il fascio di luce e ridurre l'abbagliamento (opzionale).

Resin **BASE** consisting of a support (Ø 60mm) and of a cover provided with E27 or E40 lampholder on its upper side.

BASE in resina composta da un supporto e da un coperchio nella cui parte superiore si trova l'alloggiamento per il portalamпада E27 o E40 (incluso).



GINO 400 E27
F50.000 *
Height: 715 mm
Diameter: 480 mm
Weight: 4,2 Kg
Junction to support: diameter 60 mm
Area expose to wind pressure:
CxS = m² 0,157

Moulded colours:
Black White Grey
Diffuser PMMA:
Clear Opal



| E27-E40 | | *ADD. SUFFIX | |
|---|---|-------------------------------|------|
| | suitable lamps: CFL-LED max 50W | E27 Lampholder only | .E27 |
| | | E40 Lampholder only | .E40 |
| Luminaries supplied with E27 or E40 lampholder. | | | |

| PHOTOMETRIC DATA SAMPLE | |
|-------------------------|--|
| | <p>GINO 400 E27 - opal 30W High Power LED</p> <p>POST height 3,5mt 10x10mt area: average 5 lux</p> <p>The photometric data for all the versions are available upon request or on our website.</p> |

* ADD THESE SUFFIXES TO THE REFERENCES MENTIONED IN THE CATALOGUE

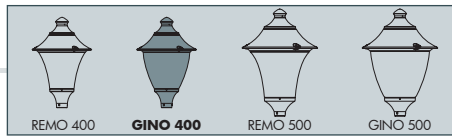
LAMPS
POST
URBAN MODERN
URBAN REVIVAL
URBAN CLASSIC
SOLAR
BULKHEAD
FLOODLIGHT
BRICKLIGHT
IN-GROUND
DOWNLIGHT
UP&DOWN
BOLLARD
GARDEN CLASSIC
GARDEN REVIVAL

GINO 400

LARGE SIZE



MADE IN ITALY



MIDIPILAR/GINO400
F50.254

Pcs 1
Kg 6,4
mc 0,09

NEW LOT/GINO400
F50.115

Pcs 1
Kg 6,1
mc 0,07

GINO400
F50.000

Pcs 1
Kg 5,8
mc 0,06

EKTOR 2500/GINO400
F50.361.000

Pcs 1
Kg 30,1
mc 0,21

| EKTOR 3000/GINO400 | AKILLE 3000/GINO400 |
|-----------------------------|----------------------------|
| F50.364.000 | F50.414.000 |
| Pcs 1 Kg 33,5 mc 0,24 | |

| EKTOR 3500/GINO400 | AKILLE 3500/GINO400 |
|-----------------------------|----------------------------|
| F50.367.000 | F50.417.000 |
| Pcs 1 Kg 26,9 mc 0,26 | |

| EKTOR 4000/GINO400 | AKILLE 4000/GINO400 |
|-----------------------------|----------------------------|
| F50.371.000 | F50.421.000 |
| Pcs 1 Kg 40,3 mc 0,29 | |

GARDEN REVIVAL
GARDEN CLASSIC
BOLLARD
UP&DOWN
DOWNLIGHT
IN-GROUND
BRICKLIGHT
FLOODLIGHT
BULKHEAD
SOLAR
URBAN CLASSIC
URBAN REVIVAL
URBAN MODERN
POST
LAMPS

VIVI 500 HIGH POWER LED

GRAND SIZE



Modern luminaries made in shockproof resin material, UV rays stabilized, rust and corrosion-free. Suitable for post top, wall and hanging installation. Provided with reflective ceiling designed to host the lighting source and equipped with TÜV-CB certified, long-life and efficient **E27 high power LED lamp included**. Insulation class II, Protection rating IP55.

Diffusore moderno realizzato in resina antiurto, stabilizzato ai raggi UV, inattaccabile da ruggine e corrosione. Idoneo per il montaggio a palo, a sospensione o a parete. Provvisto di soffitto riflettente progettato per accogliere la sorgente luminosa e fornito completo di lampada a LED E27 ad ALTA POTENZA, certificata TÜV-CB di lunga durata ed elevata efficienza. Classe di isolamento II, grado di protezione IP55.



V60.000.W1L

E27 HIGH POWER LED

INDOOR & OUTDOOR USE

+80°C
-30°


90% HUMIDITY

VOLTAGE SURGE RESISTANT

DRIVER SILICONE PROTECTION

| | | | | |
|--|--|--|--|--|
| | | | | |
| | | | | |
| | | | | |





VIVI 500 HIGH POWER LED - COMPONENTS

IP55



ROOF made of shockproof resin material, UV-rays stabilized, rust and corrosion-free.

TETTO realizzato in resina antiurto, stabilizzata ai raggi UV, inattaccabile da ruggine e corrosione.

High temperature resistant reflective **CEILING** made of shockproof resin material. Provided with E27 lampholder and equipped with **HIGH POWER LED lamp**. Designed to host and protect the lighting source, granting its safe and quick installation.

SOFFITTO riflettente realizzato in resina antiurto ad alta resistenza al calore. Fornito completo di portalampana E27 e provvisto di **lampada a LED ad ALTA POTENZA**. Progettato per accogliere e proteggere la sorgente luminosa e per garantirne una veloce e sicura installazione.

DIFFUSER made of UV-rays stabilized polymethylmethacrylate (PMMA), one piece only, available in clear or opal colour.

DIFFUSORE realizzato in polimetilmetacrilato (PMMA) stabilizzato ai raggi UV, un pezzo unico, disponibile in colore trasparente o opale.

Decorative connection **RING** to be fixed on the luminaries diffuser.

ANELLO decorativo di connessione da fissare sul diffusore dell'apparecchio.

VIVI 500 HIGH POWER LED

V60.000 *

Ø 60



Dimensions and weight

Height: 600 mm

Diameter: 600 mm

Weight: 7 Kg

Junction to support: Ø 60 mm

Area expose to wind pressure:

CxS = m² 0,1932

Moulded colours:

Black White Grey

Diffuser PMMA:

Clear Opal



HIGH POWER LED



- **COST SAVING:** long-life and efficient LED light source.
- **BUILT-IN DRIVER:** quick and easy lamp replacement.
- **GREAT FLEXIBILITY:** E27 standard lamp holder.
- **FUTURE-PROOFED LUMINARIES:** performances easy to upgrade to latest technology developments.
- **SUITABLE FOR OUTDOOR USE:** built-in driver fully protected against heat and humidity by silicone paste.

Luminaries equipped with TÜV-CB certified, long-life and efficient **E27 high power LED lamp**, granting the same luminous flux of traditional SON/HQI lighting sources. The lamp can be quickly and easily replaced, making the luminaries maintenance very simple.

100 - 240 V

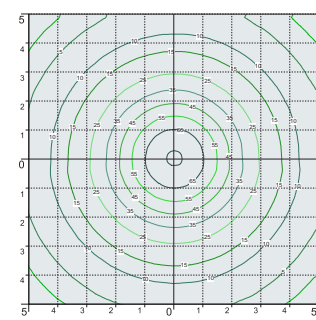

| LAMP | POWER | LUMINOUS FLUX UP TO | COLOUR TEMP. | *ADD. SUFFIX |
|---|-------|---------------------|--------------|--------------|
| E27  | 50 W | 6550 lm | 4000 K | .H1L |
| | | | 3000 K | .H1R |
| E27  | 60 W | 7600 lm | 4000 K | .W1L |
| | | | 3000 K | .W1R |

LED LAMPS



Comply with: EU2019/2015
EU2019/2020
Technical details on page 636.

PHOTOMETRIC DATA SAMPLE



VIVI 500 E27 HIGH POWER LED 60W

POST height 5mt
10x10mt area: average 27 lux

The photometric data for all the versions are available upon request or on our website.

* ADD THESE SUFFIXES TO THE REFERENCES MENTIONED IN THE CATALOGUE

GARDEN REVIVAL
GARDEN CLASSIC
BOLLARD
UP&DOWN
DOWNLIGHT
IN-GROUND
BRICKLIGHT
FLOODLIGHT
BULKHEAD
SOLAR
URBAN CLASSIC
URBAN REVIVAL
URBAN MODERN
POST
LAMPS

VIVI 500 GX53 LED

GRAND SIZE



Modern luminaries made of shockproof resin material, UV-rays stabilized, rust and corrosion-free. Suitable for post top, wall and hanging installation. Equipped with TÜV-CB certified, long-life, efficient and **Kelvin settable GX53 LED modular system**. Designed according to the international regulations against light pollution (standard UNI 10819). Insulation class II, Protection rating IP55.

Diffusore moderno realizzato in resina antiurto, stabilizzato ai raggi UV, inattaccabile da ruggine e corrosione. Idoneo per il montaggio a palo, a sospensione o a parete. Provvisto di sistema modulare a LED GX53 con Kelvin impostabile certificato TÜV-CB di lunga durata ed alta efficienza. Progettato in ottemperanza alle norme internazionali contro l'inquinamento luminoso (standard UNI 10819). Classe di isolamento II, grado di protezione IP55.



V60.000.D9K


CCT SETTABLE

SDCM <6

3000 K 4000 K 6500 K

| | | | | |
|--|--|--|--|--|
| | | | | |
| | | | | |
| | | | | |





VIVI 500 GX53 LED - COMPONENTS

IP55



ROOF made of shockproof resin material one piece only, UV-rays stabilized, rust and corrosion-free.

TETTO in un unico pezzo, realizzato in resina antiurto, stabilizzata ai raggi UV, inattaccabile da ruggine e corrosione.



DIFFUSER made of UV-rays stabilized polymethylmethacrylate (PMMA), one piece only, available in clear or opal colour.

DIFFUSORE realizzato in polimetilmetacrilato (PMMA) stabilizzato ai raggi UV, disponibile in colore trasparente o opale.



Decorative connection **RING** to be fixed on the luminaries diffuser.

ANELLO decorativo di connessione da fissare sul diffusore dell'apparecchio.

VIVI 500 GX53 LED

V60.000 *



Dimensions and weight

Height: 600 mm
Diameter: 600 mm
Weight: 7,7 Kg
Junction to support: diameter 60 mm
Area expose to wind pressure: CxS = m² 0,1932

Moulded colours:

Black White Grey

Diffuser PMMA:

Clear Opal


GX53 LED



- **COST SAVING:** long-life and efficient LED light sources.
- **BUILT-IN DRIVER:** quick and easy lamp replacement.
- **GREAT FLEXIBILITY:** GX53 standard lamp holder.
- **FUTURE-PROOFED LUMINARIES:** performances easy to upgrade to latest technology developments.
- **SUITABLE FOR OUTDOOR USE:** built-in driver fully protected against heat and humidity by silicone paste.

Luminaries supplied with white resin CEILING provided with 9x TÜV-CB certified, long-life, efficient and Kelvin settable **GX53 LED lamps included**. Each lamp can be quickly and easily replaced individually, making the luminaries maintenance very simple.

100 - 240 V

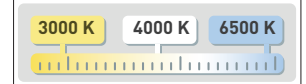
| LAMP | POWER | LUMINOUS FLUX (Φ TOTAL) UP TO | COLOUR TEMP. | *ADD. SUFFIX |
|---|----------------------|-------------------------------|----------------------------|--------------|
|  GX53 LED | 9x 10W 90W | 11610 lm | 6500 K 4000 K 3000 K | .D9K |

LED LAMPS



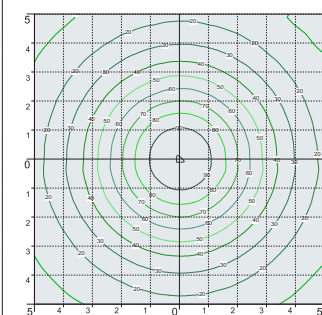

Comply with: EU2019/2015
EU2019/2020
Technical details on page 636.

CCT SETTABLE LED LAMP



CCT switch settable in three different positions, to select the desired Kelvin temperature (3000K/4000K/6500K) and get a customized ambience.

PHOTOMETRIC DATA SAMPLE



VIVI 500 GX53 LED
9X10W

POST height 5mt
10x10mt area: average 34 lux

The photometric data for all the versions are available upon request or on our website.

* ADD THESE SUFFIXES TO THE REFERENCES MENTIONED IN THE CATALOGUE

GARDEN REVIVAL
GARDEN CLASSIC
BOLLARD
UP&DOWN
DOWNLIGHT
IN-GROUND
BRICKLIGHT
FLOODLIGHT
BULKHEAD
SOLAR
URBAN CLASSIC
URBAN REVIVAL
URBAN MODERN
POST
LAMPS

VIVI 500 E27

GRAND SIZE



Modern luminaries made of shockproof resin material, UV-rays stabilized, rust and corrosion-free. Suitable for post top, wall and hanging installation. Provided with high temperature resistant ceiling suitable for horizontal bulb fixation and with aluminum reflector to optimize the light distribution. Designed according to the international regulations against light pollution (standard UNI 10819). Insulation class II, Protection rating IP55.


Diffusore moderno realizzato in resina antiurto, stabilizzato ai raggi UV, inattaccabile da ruggine e corrosione. Idoneo per il montaggio a palo, a sospensione o a parete. Fornito con soffitto ad alta resistenza al calore idoneo per il fissaggio orizzontale della lampadina e provvisto di parabola riflettente in alluminio per direzionare il flusso luminoso. Progettato in ottemperanza alle norme internazionali contro l'inquinamento luminoso (standard UNI 10819). Classe di isolamento II, grado di protezione IP55.



V60.000.E27

| | | | | |
|--|--|--|--|--|
| | | | | |
| | | | | |
| | | | | |





VIVI 500 E27 - E40 - COMPONENTS

IP55



ROOF made of shockproof resin material, UV-rays stabilized, rust and corrosion-free.

TETTO realizzato in resina antiurto, stabilizzata ai raggi UV, inattaccabile da ruggine e corrosione.



High temperature resistant **CEILING** made of white polycarbonate (PC), UV-rays stabilized, suitable for ballast fixation on its upper side and provided with E27 or E40 lampholder on its lower side. Bulb in horizontal position.

SOFFITTO realizzato in policarbonato bianco (PC) ad alta resistenza al calore, stabilizzato ai raggi UV, nella cui parte superiore vengono fissati i reattori. Fornito completo di portalampada E27 o E40 atto a sostenere la lampadina in posizione orizzontale.



Parabolic **REFLECTOR** made of anodized aluminium, designed to optimize the light distribution and to limit the skyward dispersion of the luminous flux.

PARABOLA riflettente realizzata in alluminio anodizzato, progettata per ottimizzare la distribuzione del flusso luminoso e limitarne la dispersione verso il cielo.



DIFFUSER made of UV-rays stabilized polymethylmethacrylate (PMMA), one piece only, available in clear or opal colour.

DIFFUSORE realizzato in polimetilmetacrilato (PMMA) stabilizzato ai raggi UV, un pezzo unico, disponibile in colore trasparente o opale.

Decorative connection **RING** to be fixed on the luminaries diffuser.

ANELLO decorativo di connessione da fissare sul diffusore dell'apparecchio.



Dimensions and weight

Height: 600 mm
Diameter: 600 mm
Weight: 6 Kg
Junction to support: diameter 60 mm
Area expose to wind pressure:
CxS = m² 0,1932

Moulded colours:

Black White Grey

Diffuser PMMA:

Clear Opal

E27-E40

*ADD. SUFFIX

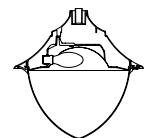


Luminaries supplied with E27 or E40 lampholder.

| | | |
|---|-------------------------------|------|
| suitable lamps: CFL-LED SON-HQI max 150W | E27 Lampholder only | .E27 |
| | E40 Lampholder only | .E40 |

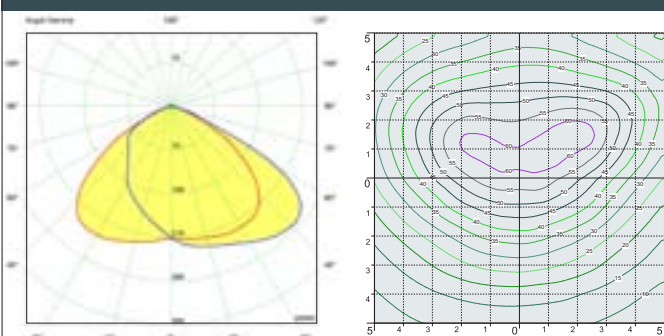
HORIZONTAL BULB

AGAINST LIGHT POLLUTION



E27 - E40 VERSION

PHOTOMETRIC DATA SAMPLE



VIVI 500 E27
HQI 150W

POST height 5mt
10x10mt area: average 35 lux

The photometric data for all the versions are available upon request or on our website.

* ADD THESE SUFFIXES TO THE REFERENCES MENTIONED IN THE CATALOGUE

LAMPS
POST
URBAN MODERN
URBAN REVIVAL
URBAN CLASSIC
SOLAR
BULKHEAD
FLOODLIGHT
BRICKLIGHT
IN-GROUND
DOWNLIGHT
UP&DOWN
BOLLARD
GARDEN CLASSIC
GARDEN REVIVAL

VIVI 500

GRAND SIZE



V60.384.P10.D9K




L51.128.W1L



V60.253.H1L



V60.129.D9K





VIVI 500
V60.000

Ø 60

600

600

Pcs 1
Kg 7,7
mc 0,10

LUIGI 500-DR
L51.128

680

600

Pcs 1
Kg 7,7
mc 0,10

*rope not included

PILAR/VIVI500
V60.253

920

650

Pcs 1
Kg 9,7
mc 0,15

NEW LOT/VIVI500
V60.115

600

710

Pcs 1
Kg 8,7
mc 0,13

MARIO/VIVI500
V60.129

600

600

Pcs 1
Kg 7,1
mc 0,11

*rope not included

EKTOR 6000 PILAR/VIVI500 2L
V60.384.P20

Pcs 1
Kg 94,6
mc 1,46

1800

6220

400

EKTOR 6000 PILAR/VIVI500 1L
V60.384.P10

Pcs 1
Kg 86,2
mc 1,36

1030

6220

400

LAMPS
POST
URBAN MODERN
URBAN REVIVAL
URBAN CLASSIC
SOLAR
BULKHEAD
FLOODLIGHT
BRICKLIGHT
IN-GROUND
DOWNLIGHT
UP&DOWN
BOLLARD
GARDEN CLASSIC
GARDEN REVIVAL

VIVI 500

GRAND SIZE




V60.371.P20.D9K



V60.421.P10.W1L





| | |
|--|---|
| EKTOR 5000 PILAR/VIVI500 1L | AKILLE 5000 PILAR/VIVI500 1L |
| V60.377.P10 | V60.427.P10 |
| Pcs 1 Kg 55,7 mc 0,43 | |
| EKTOR 4500 PILAR/VIVI500 1L | AKILLE 4500 PILAR/VIVI500 1L |
| V60.374.P10 | V60.424.P10 |
| Pcs 1 Kg 50,2 mc 0,40 | |
| EKTOR 4000 PILAR/VIVI500 1L | AKILLE 4000 PILAR/VIVI500 1L |
| V60.371.P10 | V60.421.P10 |
| Pcs 1 Kg 44,7 mc 0,37 | |

| | |
|--|---|
| EKTOR 5000 PILAR/VIVI500 2L | AKILLE 5000 PILAR/VIVI500 2L |
| V60.377.P20 | V60.427.P20 |
| Pcs 1 Kg 65,1 mc 0,60 | |
| EKTOR 4500 PILAR/VIVI500 2L | AKILLE 4500 PILAR/VIVI500 2L |
| V60.374.P20 | V60.424.P20 |
| Pcs 1 Kg 59,6 mc 0,57 | |
| EKTOR 4000 PILAR/VIVI500 2L | AKILLE 4000 PILAR/VIVI500 2L |
| V60.371.P20 | V60.421.P20 |
| Pcs 1 Kg 54,1 mc 0,54 | |

GARDEN REVIVAL
GARDEN CLASSIC
BOLLARD
UP&DOWN
DOWNLIGHT
IN-GROUND
BRICKLIGHT
FLOODLIGHT
BULKHEAD
SOLAR
URBAN CLASSIC
URBAN REVIVAL
URBAN MODERN
POST
LAMPS

ECOVIVI 500 GX53 LED

GRAND SIZE



Modern luminaries made of shockproof resin material, UV-rays stabilized, rust and corrosion-free. Suitable for post top, wall and hanging installation. Supplied with flat diffuser granting no upward light emission. Equipped with TÜV-CB certified, long-life, efficient and **Kelvin settable GX53 LED modular system** i. Designed according to the international regulations against light pollution (standard UNI 10819 – Installation area: Zone 1). Insulation class II, Protection rating IP55.

Diffusore moderno realizzato in resina antiurto, stabilizzato ai raggi UV, inattaccabile da ruggine e corrosione. Idoneo per il montaggio a palo, a sospensione o a parete. Fornito con diffusore piatto per garantire assenza di emissioni di luce verso l'alto. Provvisto di sistema modulare a LED GX53 con Kelvin impostabile certificato TÜV -CB di lunga durata ed alta efficienza. Progettato in ottemperanza alle norme internazionali contro l'inquinamento luminoso (standard UNI 10819 – Area di installazione: Zona 1). Classe di isolamento II, grado di protezione IP55.



EV6.000.D9K

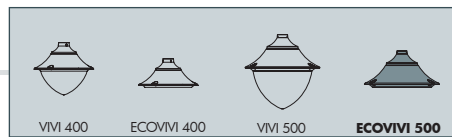
CCT SETTABLE

3000 K 4000 K 6500 K

SDCM <6

| | | | | |
|--|--|--|--|--|
| | | | | |
| | | | | |

MADE IN ITALY



ECOVIVI 500 GX53 LED - COMPONENTS

IP55



ROOF made of shockproof resin material one piece only, UV-rays stabilized, rust and corrosion-free.

TETTO in un unico pezzo, realizzato in resina antiurto, stabilizzata ai raggi UV, inattaccabile da ruggine e corrosione.



DIFFUSER with flat shape to avoid the skyward dispersion of the luminous flux, according to the international regulations against light pollution and in particular the standard UNI 108119. Made of UV-rays stabilized polycarbonate (PC).

DIFFUSORE con configurazione piatta per evitare la dispersione verso il cielo del flusso luminoso, in ottemperanza alle norme internazionali sull'inquinamento luminoso ed in particolare la norma UNI 10819. Realizzato in policarbonato (PC), stabilizzato ai raggi UV.



Decorative connection **RING** to be fixed on the luminaries diffuser.

ANELLO decorativo di connessione da fissare sul diffusore dell'apparecchio.



ECOVIVI 500 GX53 LED

EV6.000 *



Dimensions and weight

Height: 300 mm
Diameter: 600 mm
Weight: 6,7 Kg
Junction to support: diameter 60 mm
Area expose to wind pressure:
CxS = m² 0,0982

Moulded colours:

Black White Grey

Diffuser PC (UV treated):

Clear


GX53 LED



- **COST SAVING:** long-life and efficient LED light sources.
- **BUILT-IN DRIVER:** quick and easy lamp replacement.
- **GREAT FLEXIBILITY:** GX53 standard lamp holder.
- **FUTURE-PROOFED LUMINARIES:** performances easy to upgrade to latest technology developments.
- **SUITABLE FOR OUTDOOR USE:** built-in driver fully protected against heat and humidity by silicone paste.

Luminaries supplied with white resin CEILING provided with 9x TÜV-CB certified, long-life, efficient and Kelvin settable GX53 LED lamps included. Each lamp can be quickly and easily replaced individually, making the luminaries maintenance very simple.

100 - 240 V

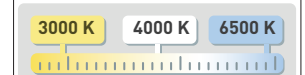
| LAMP | POWER | LUMINOUS FLUX (Φ TOTAL) UP TO | COLOUR TEMP. | *ADD. SUFFIX |
|---|----------------------|-------------------------------|----------------------------|--------------|
|  GX53 LED | 9x 10W 90W | 11610 lm | 6500 K 4000 K 3000 K | .D9K |

LED LAMPS



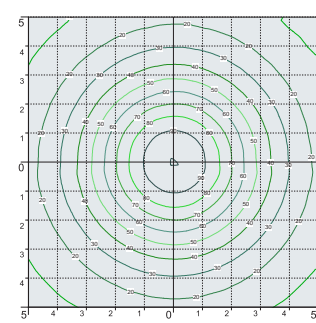

Comply with: EU2019/2015
EU2019/2020
Technical details on page 636.

CCT SETTABLE LED LAMP



CCT switch settable in three different positions, to select the desired Kelvin temperature (3000K/4000K/6500K) and get a customized ambience.

PHOTOMETRIC DATA SAMPLE



ECOVIVI 500 GX53 LED 9X10W

POST height 5mt
10x10mt area: average 38 lux

The photometric data for all the versions are available upon request or on our website.

* ADD THESE SUFFIXES TO THE REFERENCES MENTIONED IN THE CATALOGUE

GARDEN REVIVAL
GARDEN CLASSIC
BOLLARD
UP&DOWN
DOWNLIGHT
IN-GROUND
BRICKLIGHT
FLOODLIGHT
BULKHEAD
SOLAR
URBAN CLASSIC
URBAN REVIVAL
URBAN MODERN
POST
LAMPS

ECOVIVI 500 E27

GRAND SIZE



Modern luminaries made of shockproof resin material, UV-rays stabilized, rust and corrosion-free. Suitable for post top, wall and hanging installation. Supplied with flat diffuser granting no upward light emission. Provided with high temperature resistant ceiling suitable for horizontal bulb fixation and with aluminum reflector to optimize the light distribution. Designed according to the international regulations against light pollution (standard UNI 10819 - Installation area: Zone 1). Insulation class II, Protection rating IP55.

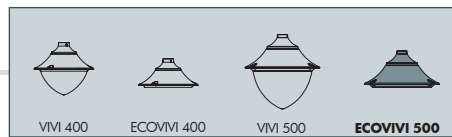
Diffusore moderno realizzato in resina antiurto, stabilizzato ai raggi UV, inattaccabile da ruggine e corrosione. Idoneo per il montaggio a palo, a sospensione o a parete. Fornito con diffusore piatto per garantire assenza di emissioni di luce verso l'alto. Provvisto di soffitto ad alta resistenza al calore idoneo per il fissaggio orizzontale della lampadina e completo di parabola riflettente in alluminio per direzionare il flusso luminoso. Progettato in ottemperanza alle norme internazionali contro l'inquinamento luminoso (standard UNI 10819 - Area di installazione: Zona 1). Classe di isolamento II, grado di protezione IP55.



EV6.000.E27

| | | | | |
|--|--|--|--|--|
| | | | | |
| | | | | |
| | | | | |

MADE IN ITALY



ECOVIVI 500 E27 - E40 - COMPONENTS

IP55



ROOF made of shockproof resin material, UV-rays stabilized, rust and corrosion-free.

TETTO realizzato in resina antiurto, stabilizzata ai raggi UV, inattaccabile da ruggine e corrosione.



High temperature resistant **CEILING** made of white polycarbonate (PC), UV-rays stabilized, suitable for ballast fixation on its upper side and provided with E27 or E40 lampholder on its lower side. Bulb in horizontal position.

SOFFITTO realizzato in policarbonato bianco (PC) ad alta resistenza al calore, stabilizzato ai raggi UV, nella cui parte superiore vengono fissati i reattori. Fornito completo di portalampada E27 o E40 atto a sostenere la lampadina in posizione orizzontale.



Parabolic **REFLECTOR** made of anodized aluminium, designed to optimize the light distribution and to limit the skyward dispersion of the luminous flux.

PARABOLA riflettente realizzata in alluminio anodizzato, progettata per ottimizzare la distribuzione del flusso luminoso e limitarne la dispersione verso il cielo.



DIFFUSER with flat shape to avoid the skyward dispersion of the luminous flux, according to the international regulations against light pollution and in particular the standard UNI 108119. Made of UV-rays stabilized polycarbonate (PC).

DIFFUSORE con configurazione piatta per evitare la dispersione verso il cielo del flusso luminoso, in ottemperanza alle norme internazionali sull'inquinamento luminoso ed in particolare la norma UNI 10819. Realizzato in policarbonato (PC) stabilizzato ai raggi UV.



Decorative connection **RING** to be fixed on the luminaries diffuser. **ANELLO** decorativo da fissare sul diffusore dell'apparecchio.

ECOVIVI 500 E27

EV6.000 *



Dimensions and weight

Height: 300 mm
Diameter: 600 mm
Weight: 5 Kg
Junction to support: diameter 60 mm
Area expose to wind pressure:
CxS = m² 0,0982

Moulded colours:

Black White Grey

Diffuser PC (UV treated):

Clear

E27-E40

*ADD. SUFFIX

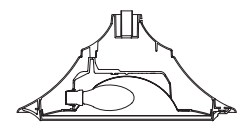


Luminaries supplied with E27 or E40 lampholder.

| | | |
|---|-------------------------------|------|
| suitable lamps: CFL-LED SON-HQI max 150W | E27 Lampholder only | .E27 |
| | E40 Lampholder only | .E40 |

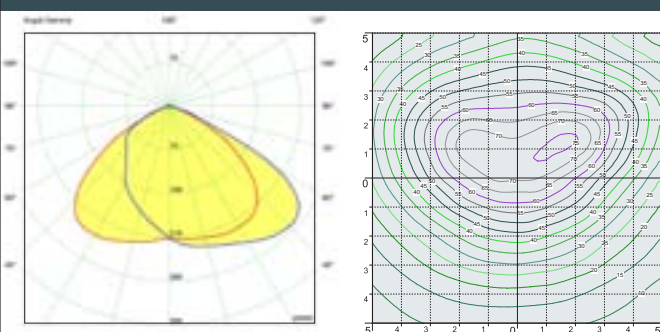
HORIZONTAL BULB

AGAINST LIGHT POLLUTION



E27 - E40 VERSION

PHOTOMETRIC DATA SAMPLE



ECOVIVI 500 E27
HQI 150W

POST height 5mt
10x10mt area: average 38 lux

The photometric data for all the versions are available upon request or on our website.

* ADD THESE SUFFIXES TO THE REFERENCES MENTIONED IN THE CATALOGUE

LAMPS POST URBAN MODERN URBAN REVIVAL URBAN CLASSIC SOLAR BULKHEAD FLOODLIGHT BRICKLIGHT IN-GROUND DOWNLIGHT UP&DOWN BOLLARD GARDEN CLASSIC GARDEN REVIVAL

ECOVIVI 500

GRAND SIZE



EV6.384.P20.D9K



L5F.128.D9K

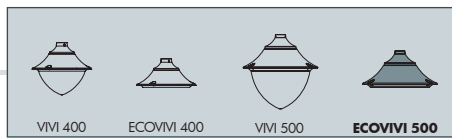


EV6.253.D9K



EV60.129.D9K





ECOVIVI 500
EV6.000

Pcs 1
Kg 6,7
mc 0,06

LUIGI 500
L5F.128

Pcs 1
Kg 3,7
mc 0,09

NEW LOT/ECOVIVI500
EV6.115

Pcs 1
Kg 4,9
mc 0,09

PILAR/ECOVIVI500
EV6.253

Pcs 1
Kg 8,7
mc 0,11

MARIO/ECOVIVI500
EV6.129

Pcs 1
Kg 4,9
mc 0,09

EKTOR 6000 PILAR/ECOVIVI500 2L
EV6.384.P20

Pcs 1
Kg 92,6
mc 1,42

EKTOR 6000 PILAR/ECOVIVI500 1L
EV6.384.P10

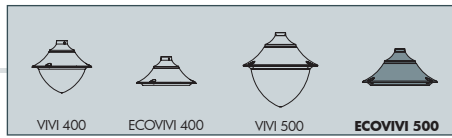
Pcs 1
Kg 84,2
mc 1,32

LAMPS
POST
URBAN MODERN
URBAN REVIVAL
URBAN CLASSIC
SOLAR
BULKHEAD
FLOODLIGHT
BRICKLIGHT
IN-GROUND
DOWNLIGHT
UP&DOWN
BOLLARD
GARDEN CLASSIC
GARDEN REVIVAL

ECOVIVI 500

GRAND SIZE





| | |
|--|---|
| EKTOR 5000 PILAR/ECOVIVI500 1L EV6.377.P10 | AKILLE 5000 PILAR/ECOVIVI500 1L EV6.427.P10 |
| Pcs 1 Kg 54,7 mc 0,39 | |
| EKTOR 4500 PILAR/ECOVIVI500 1L EV6.374.P10 | AKILLE 4500 PILAR/ECOVIVI500 1L EV6.424.P10 |
| Pcs 1 Kg 49,2 mc 0,37 | |
| EKTOR 4000 PILAR/ECOVIVI500 1L EV6.371.P10 | AKILLE 4000 PILAR/ECOVIVI500 1L EV6.421.P10 |
| Pcs 1 Kg 43,7 mc 0,35 | |

| | |
|--|---|
| EKTOR 5000 PILAR/ECOVIVI500 2L EV6.377.P20 | AKILLE 5000 PILAR/ECOVIVI500 2L EV6.427.P20 |
| Pcs 1 Kg 63,1 mc 0,49 | |
| EKTOR 4500 PILAR/ECOVIVI500 2L EV6.374.P20 | AKILLE 4500 PILAR/ECOVIVI500 2L EV6.424.P20 |
| Pcs 1 Kg 57,6 mc 0,47 | |
| EKTOR 4000 PILAR/ECOVIVI500 2L EV6.371.P20 | AKILLE 4000 PILAR/ECOVIVI500 2L EV6.421.P20 |
| Pcs 1 Kg 52,1 mc 0,45 | |

GARDEN REVIVAL
GARDEN CLASSIC
BOLLARD
UP&DOWN
DOWNLIGHT
IN-GROUND
BRICKLIGHT
FLOODLIGHT
BULKHEAD
SOLAR
URBAN CLASSIC
URBAN REVIVAL
URBAN MODERN
POST
LAMPS

BEPPE 500 HIGH POWER LED

GRAND SIZE



Modern luminaries made in shockproof resin material, UV rays stabilized, rust and corrosion-free. Suitable for post top and wall installation. Provided with reflective ceiling designed to host the lighting source and equipped with TÜV-CB certified, long-life and efficient **E27 high power LED lamp included**. Insulation class II, Protection rating IP55.

*Diffusore moderno realizzato in resina antiurto, stabilizzato ai raggi UV, inattaccabile da ruggine e corrosione. Idoneo per il montaggio a palo e a parete. Provvisto di soffitto riflettente progettato per accogliere la sorgente luminosa e fornito completo di **lampada a LED E27 ad ALTA POTENZA**, certificata TÜV-CB di lunga durata ed elevata efficienza. Classe di isolamento II, grado di protezione IP55.*



P50.000.H1L

E27 HIGH POWER LED

INDOOR & OUTDOOR USE

+80°C
-30°

90%
HUMIDITY

VOLTAGE SURGE
RESISTANT

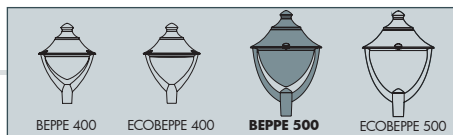


DRIVER
SILICONE
PROTECTION



| | | | | |
|--|--|--|--|--|
| | | | | |
| | | | | |
| | | | | |

MADE IN ITALY



BEPPE 500 HIGH POWER LED - COMPONENTS

IP55



ROOF made of shockproof resin material, UV-rays stabilized, rust and corrosion-free.

TETTO realizzato in resina antiurto, stabilizzata ai raggi UV, inattaccabile da ruggine e corrosione.

High temperature resistant reflective **CEILING** made of shockproof resin material. Provided with E27 lampholder and equipped with **HIGH POWER LED lamp**. Designed to host and protect the lighting source, granting its safe and quick installation.

SOFFITTO riflettente realizzato in resina antiurto ad alta resistenza al calore. Fornito completo di portalamпада E27 e provvisto di lampada a LED ad ALTA POTENZA. Progettato per accogliere e proteggere la sorgente luminosa e per garantirne una veloce e sicura installazione.

DIFFUSER made of UV-rays stabilized polymethylmethacrylate (PMMA), one piece only, available in clear or opal colour.

DIFFUSORE realizzato in polimetilmetacrilato (PMMA) stabilizzato ai raggi UV, un pezzo unico, disponibile in colore trasparente o opale.

CAGE for post top installation complete with connection ring (one piece only) to be fixed on the luminaries diffuser.

BIPODE in un unico pezzo completo di anello di connessione da fissare sul diffusore dell'apparecchio.

BEPPE 500 HIGH POWER LED

P60.000 *



Dimensions and weight

Height: 850 mm
Diameter: 600 mm
Weight: 7.5 Kg
Junction to support: Ø 60 mm
Area expose to wind pressure: CxS = m² 0,246

Moulded colours:

Black White Grey

Diffuser PMMA:



Clear Opal

HIGH POWER LED



- **COST SAVING:** long-life and efficient LED light source.
- **BUILT-IN DRIVER:** quick and easy lamp replacement.
- **GREAT FLEXIBILITY:** E27 standard lamp holder.
- **FUTURE-PROOFED LUMINARIES:** performances easy to upgrade to latest technology developments.
- **SUITABLE FOR OUTDOOR USE:** built-in driver fully protected against heat and humidity by silicone paste.

100 - 240 V

| LAMP | POWER | LUMINOUS FLUX UP TO | COLOUR TEMP. | *ADD. SUFFIX |
|---|-------|---------------------|--------------|--------------|
| E27  | 50 W | 6550 lm | 4000 K | .H1L |
| | | | 3000 K | .H1R |
| E27  | 60 W | 7600 lm | 4000 K | .W1L |
| | | | 3000 K | .W1R |

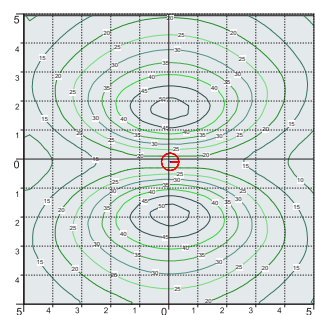
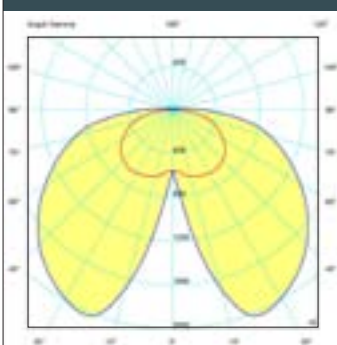
Luminaries equipped with TÜV-CB certified, long-life and efficient E27 high power LED lamp, granting the same luminous flux of traditional SON/HQI lighting sources. The lamp can be quickly and easily replaced, making the luminaries maintenance very simple.

LED LAMPS



Comply with: EU2019/2015
EU2019/2020
Technical details on page 636.

PHOTOMETRIC DATA SAMPLE



BEPPE 500 E27 HIGH POWER LED 60W

POST height 5mt
10x10mt area: average 25 lux

The photometric data for all the versions are available upon request or on our website.

* ADD THESE SUFFIXES TO THE REFERENCES MENTIONED IN THE CATALOGUE

GARDEN REVIVAL
GARDEN CLASSIC
BOLLARD
UP&DOWN
DOWNLIGHT
IN-GROUND
BRICKLIGHT
FLOODLIGHT
BULKHEAD
SOLAR
URBAN CLASSIC
URBAN REVIVAL
URBAN MODERN
POST
LAMPS

BEPPE 500 GX53 LED

GRAND SIZE



Modern luminaries made of shockproof resin material, UV-rays stabilized, rust and corrosion-free. Suitable for post top or wall installation. Equipped with TÜV-CB certified, long-life, efficient and Kelvin settable GX53 LED modular system. Designed according to the international regulations against light pollution (standard UNI 10819). Insulation class II, Protection rating IP55.

Diffusore moderno realizzato in resina antiurto, stabilizzato ai raggi UV, inattaccabile da ruggine e corrosione. Idoneo per il montaggio a palo o a parete. Provvisto di sistema modulare a LED GX53 con Kelvin impostabile certificato TÜV-CB di lunga durata ed alta efficienza. Progettato in ottemperanza alle norme internazionali contro l'inquinamento luminoso (standard UNI 10819). Classe di isolamento II, grado di protezione IP55.



P60.000.D9K

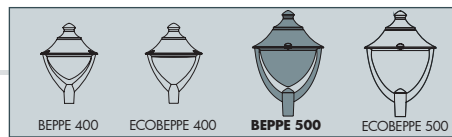
CCT SETTABLE

3000 K 4000 K 6500 K

SDCM < 6

| | | | | | |
|--|--|--|--|--|--|
| | | | | | |
| | | | | | |





BEPPE 500 GX53 LED - COMPONENTS

IP55



ROOF complete with decorative pinnacle made of shockproof resin material one piece only, UV-rays stabilized, rust and corrosion-free.

TETTO completo di pinnacolo decorativo in un unico pezzo, realizzato in resina antiurto, stabilizzata ai raggi UV, inattaccabile da ruggine e corrosione

DIFFUSER made of UV-rays stabilized polymethylmethacrylate (PMMA), one piece only, available in clear or opal colour.

DIFFUSORE realizzato in polimetilmetacrilato (PMMA) stabilizzato ai raggi UV, disponibile in colore trasparente o opale.

CAGE for post top installation complete with connection ring (one piece only) to be fixed on the luminaries diffuser.

BIPODE in un unico pezzo completo di anello di connessione da fissare sul diffusore dell'apparecchio.

BEPPE 500 GX53 LED

P60.000 *



Dimensions and weight

Height: 850 mm
Diameter: 600 mm
Weight: 9,1 Kg
Junction to support: diameter 60 mm
Area expose to wind pressure:
CxS = m² 0,246

Moulded colours:

Black White Grey

Diffuser PMMA:


Clear Opal

GX53 LED



- **COST SAVING:** long-life and efficient LED light sources.
- **BUILT-IN DRIVER:** quick and easy lamp replacement.
- **GREAT FLEXIBILITY:** GX53 standard lamp holder.
- **FUTURE-PROOFED LUMINARIES:** performances easy to upgrade to latest technology developments.
- **SUITABLE FOR OUTDOOR USE:** built-in driver fully protected against heat and humidity by silicone paste.

Luminaries supplied with white resin CEILING provided with TÜV-CB certified, long-life, efficient and **9x Kelvin settable GX53 LED lamps included**. Each lamp can be quickly and easily replaced individually, making the luminaries maintenance very simple.

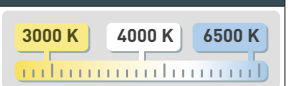
| 100 - 240 V | | | | |
|---|----------------------|-------------------------------|----------------------------|--------------|
| LAMP | POWER | LUMINOUS FLUX (Φ TOTAL) UP TO | COLOUR TEMP. | *ADD. SUFFIX |
|  GX53 LED | 9x 10W 90W | 11610 Lm | 6500 K 4000 K 3000 K | .D9K |

LED LAMPS



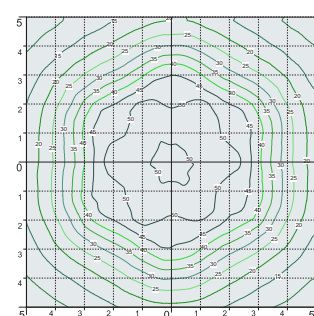
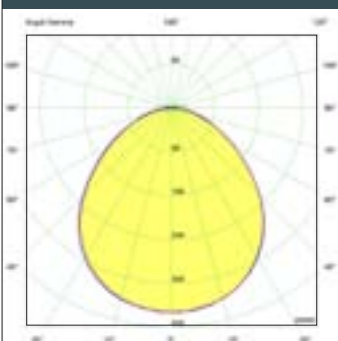
Comply with: EU2019/2015
EU2019/2020
Technical details on page 636.

CCT SETTABLE LED LAMP



CCT switch settable in three different positions, to select the desired Kelvin temperature (3000K/4000K/6500K) and get a customized ambience.

PHOTOMETRIC DATA SAMPLE



BEPPE 500 GX53 LED 9X10W

POST height 5mt
10x10mt area: average 31 lux

The photometric data for all the versions are available upon request or on our website.

* ADD THESE SUFFIXES TO THE REFERENCES MENTIONED IN THE CATALOGUE

GARDEN REVIVAL
GARDEN CLASSIC
BOLLARD
UP&DOWN
DOWNLIGHT
IN-GROUND
BRICKLIGHT
FLOODLIGHT
BULKHEAD
SOLAR
URBAN CLASSIC
URBAN REVIVAL
URBAN MODERN
POST
LAMPS

BEPPE 500 E27

GRAND SIZE



Modern luminaries made of shockproof resin material, UV-rays stabilized, rust and corrosion-free. Suitable for post top or wall installation. Provided with high temperature resistant ceiling suitable for horizontal bulb fixation and with aluminum reflector to optimize the light distribution. Designed according to the international regulations against light pollution (standard UNI 10819). Insulation class II, Protection rating IP55.

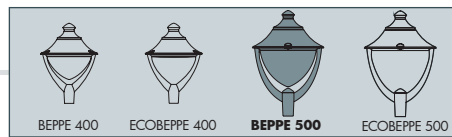
Diffusore moderno realizzato in resina antiurto, stabilizzato ai raggi UV, inattaccabile da ruggine e corrosione. Idoneo per il montaggio a palo o a parete. Fornito con soffitto ad alta resistenza al calore idoneo per il fissaggio orizzontale della lampadina e provvisto di parabola riflettente in alluminio per direzionare il flusso luminoso. Progettato in ottemperanza alle norme internazionali contro l'inquinamento luminoso (standard UNI 10819). Classe di isolamento II, grado di protezione IP55.

P60.000.E27



| | | | | |
|--|--|--|--|--|
| | | | | |
| | | | | |





BEPPE 500 E27 - E40 - COMPONENTS

IP55



ROOF complete with decorative pinnacle made of shockproof resin material, UV-rays stabilized, rust and corrosion-free.

TETTO completo di pinnacolo decorativo realizzato in resina antiurto, stabilizzata ai raggi UV, inattaccabile da ruggine e corrosione.

High temperature resistant **CEILING** made of white polycarbonate (PC), UV-rays stabilized, suitable for ballast fixation on its upper side and provided with E27 or E40 lampholder on its lower side. Bulb in horizontal position.

SOFFITTO realizzato in policarbonato bianco (PC) ad alta resistenza al calore, stabilizzato ai raggi UV, nella cui parte superiore vengono fissati i reattori. Fornito completo di portalamпада E27 o E40 atto a sostenere la lampadina in posizione orizzontale.

Parabolic **REFLECTOR** made of anodized aluminium, designed to optimize the light distribution and to limit the skyward dispersion of the luminous flux.

PARABOLA riflettente realizzata in alluminio anodizzato, progettata per ottimizzare la distribuzione del flusso luminoso e limitarne la dispersione verso il cielo.

DIFFUSER made of UV-rays stabilized polymethylmethacrylate (PMMA), one piece only, available in clear or opal colour.

DIFFUSORE realizzato in polimetilmetacrilato (PMMA) stabilizzato ai raggi UV, un pezzo unico, disponibile in colore trasparente o opale.

CAGE for post top installation complete with connection ring (one piece only) to be fixed on the luminaries diffuser.

BIPODE in un unico pezzo completo di anello di connessione da fissare sul diffusore dell'apparecchio.



Dimensions and weight

Height: 850 mm
Diameter: 600 mm
Weight: 7,5 Kg
Junction to support: diameter 60 mm
Area expose to wind pressure:
CxS = m² 0,246

Moulded colours:

Black White Grey

Diffuser PMMA:

Clear Opal

E27-E40

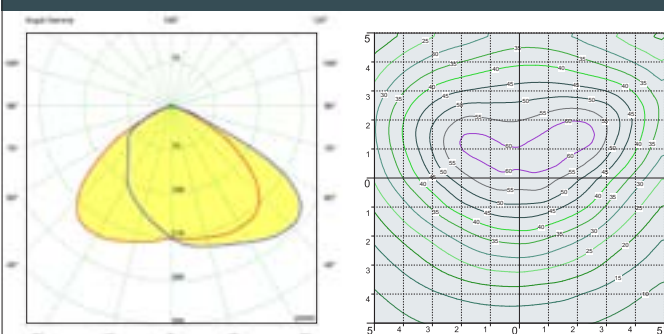
*ADD SUFFIX



Luminaries supplied with E27 or E40 lampholder.

| | | |
|---|-------------------------------|------|
| suitable lamps: CFL-LED SON-HQI max 150W | E27 Lampholder only | .E27 |
| | E40 Lampholder only | .E40 |

PHOTOMETRIC DATA SAMPLE



BEPPE 500 E27
HQI 150W

POST height 5mt
10x10mt area: average 31 lux

The photometric data for all the versions are available upon request or on our website.

* ADD THESE SUFFIXES TO THE REFERENCES MENTIONED IN THE CATALOGUE

LAMPS
POST
URBAN MODERN
URBAN REVIVAL
URBAN CLASSIC
SOLAR
BULKHEAD
FLOODLIGHT
BRICKLIGHT
IN-GROUND
DOWNLIGHT
UP&DOWN
BOLLARD
GARDEN CLASSIC
GARDEN REVIVAL

BEPPE 500

GRAND SIZE

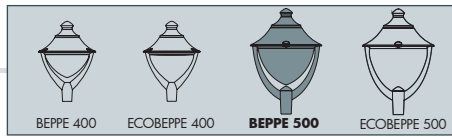


P60.371.W1R



P60.421.D9K





EKTOR 6000/BEPPE500
P60.384.000

600

Pcs 1
Kg 84,1
mc 1,41

6735

400

| | |
|---|--|
| EKTOR 5000/BEPPE500 P60.377.000 | AKILLE 5000/BEPPE500 P60.427.000 |
| Pcs 1 Kg 54,6 mc 0,48 | |
| EKTOR 4500/BEPPE500 P60.374.000 | AKILLE 4500/BEPPE500 P60.424.000 |
| Pcs 1 Kg 49,1 mc 0,46 | |

600

5735
5235

600

← EKTOR5000
AKILLE4500 →

Ø 265

| | |
|---|--|
| EKTOR 4000/BEPPE500 P60.371.000 | AKILLE 4000/BEPPE500 P60.421.000 |
| Pcs 1 Kg 43,6 mc 0,43 | |
| EKTOR 3500/BEPPE500 P60.367.000 | AKILLE 3500/BEPPE500 P60.417.000 |
| Pcs 1 Kg 40,2 mc 0,40 | |
| EKTOR 3000/BEPPE500 P60.364.000 | AKILLE 3000/BEPPE500 P60.414.000 |
| Pcs 1 Kg 36,8 mc 0,38 | |

600

600

600

← EKTOR4000
AKILLE3500 →

Ø 265

BEPPE500
P60.000

600

Pcs 1
Kg 9,1
mc 0,20

850

Ø 60

PILAR/BEPPE500
P60.253

920

Pcs 1
Kg 11,1
mc 0,24

1250

NEW LOT/BEPPE500
P60.115

600

Pcs 1
Kg 9,4
mc 0,21

960

GARDEN REVIVAL
GARDEN CLASSIC
BOLLARD
UP&DOWN
DOWNLIGHT
IN-GROUND
BRICKLIGHT
FLOODLIGHT
BULKHEAD
SOLAR
URBAN CLASSIC
URBAN REVIVAL
URBAN MODERN
POST
LAMPS

ECOBEPPE 500 GX53 LED

GRAND SIZE



Modern luminaries made in shockproof resin material, UV-rays stabilized, rust and corrosion-free. Suitable for post top or wall installation. Supplied with flat diffuser granting no upward light emission. Equipped with TÜV-CB certified, long-life, efficient and **Kelvin settable GX53 LED modular system**. Designed according to the international regulations against light pollution (standard UNI 10819 – Installation area: Zone 1). Insulation class II, Protection rating IP55.

Diffusore moderno realizzato in resina antiurto, stabilizzato ai raggi UV, inattaccabile da ruggine e corrosione. Idoneo per il montaggio a palo o a parete. Provvisto di sistema modulare a LED GX53 con Kelvin regolabile certificato TÜV-CB di lunga durata ed alta efficienza. Progettato in ottemperanza alle norme internazionali contro l'inquinamento luminoso (standard UNI 10819 – Area di installazione: Zona 1). Classe di isolamento II, grado di protezione IP55.



EP6.000.D9K

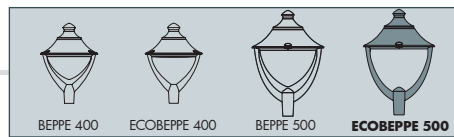
CCT SETTABLE

3000 K 4000 K 6500 K

SDCM <6

| | | | | |
|--|--|--|--|--|
| | | | | |
| | | | | |





ECOBEPPE 500 GX53 LED - COMPONENTS

IP55



ROOF complete with decorative pinnacle made of shockproof resin material one piece only, UV-rays stabilized, rust and corrosion-free.

TETTO completo di pinnacolo decorativo in un unico pezzo, realizzato in resina antiurto, stabilizzata ai raggi UV, inattaccabile da ruggine e corrosione

DIFFUSER with flat shape to avoid the skyward dispersion of the luminous flux, according to the international regulations against light pollution and in particular the standard UNI 108119. Made of UV-rays stabilized polycarbonate (PC).

DIFFUSORE con configurazione piatta per evitare la dispersione verso il cielo del flusso luminoso, in ottemperanza alle norme internazionali sull'inquinamento luminoso ed in particolare la norma UNI 10819. Realizzato in policarbonato (PC), stabilizzato ai raggi UV.

CAGE for post top installation complete with connection ring (one piece only) to be fixed on the luminaries diffuser.

BIPODE in un unico pezzo completo di anello di connessione da fissare sul diffusore dell'apparecchio.

ECOBEPPE 500 GX53 LED

EP6.000 *



Dimensions and weight

Height: 850 mm
Diameter: 600 mm
Weight: 8,1 Kg
Junction to support: diameter 60 mm
Area expose to wind pressure:
CxS = m² 0,246

Moulded colours:

Black White Grey

Diffuser PC (UV treated):

Clear


GX53 LED



- **COST SAVING:** long-life and efficient LED light sources.
- **BUILT-IN DRIVER:** quick and easy lamp replacement.
- **GREAT FLEXIBILITY:** GX53 standard lamp holder.
- **FUTURE-PROOFED LUMINARIES:** performances easy to upgrade to latest technology developments.
- **SUITABLE FOR OUTDOOR USE:** built-in driver fully protected against heat and humidity by silicone paste.

Luminaries supplied with white resin CEILING provided with TÜV-CB certified, long-life, efficient and 9x Kelvin settable GX53 LED lamps included. Each lamp can be quickly and easily replaced individually, making the luminaries maintenance very simple.

100 - 240 V

| LAMP | POWER | LUMINOUS FLUX (Φ TOTAL) UP TO | COLOUR TEMP. | *ADD. SUFFIX |
|--|----------------------|-------------------------------|----------------------------|--------------|
|  GX53 LED | 9x 10W 90W | 11610 Lm | 6500 K 4000 K 3000 K | .D9K |

LED LAMPS



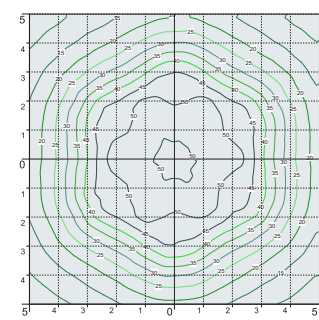

Comply with: EU2019/2015
EU2019/2020
Technical details on page 636.

CCT SETTABLE LED LAMP



CCT switch settable in three different positions, to select the desired Kelvin temperature (3000K/4000K/6500K) and get a customized ambiance.

PHOTOMETRIC DATA SAMPLE



ECOBEPPE 500 GX53 LED 9X10W

POST height 5mt
10x10mt area: average 31 lux

The photometric data for all the versions are available upon request or on our website.

* ADD THESE SUFFIXES TO THE REFERENCES MENTIONED IN THE CATALOGUE

GARDEN REVIVAL
GARDEN CLASSIC
BOLLARD
UP&DOWN
DOWNLIGHT
IN-GROUND
BRICKLIGHT
FLOODLIGHT
BULKHEAD
SOLAR
URBAN CLASSIC
URBAN REVIVAL
URBAN MODERN
POST
LAMPS

ECOBEPPE 500 E27

GRAND SIZE



Modern luminaries made of shockproof resin material, UV-rays stabilized, rust and corrosion-free. Suitable for post top or wall installation. Supplied with flat diffuser granting no upward light emission. Provided with high temperature resistant ceiling suitable for horizontal bulb fixation and with aluminum reflector to optimize the light distribution. Designed according to the international regulations against light pollution (standard UNI 10819 – Intallation area: Zone 1). Insulation class II, Protection rating IP55.

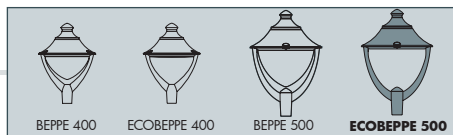
Diffusore moderno realizzato in resina antiurto, stabilizzato ai raggi UV, inattaccabile da ruggine e corrosione. Idoneo per il montaggio a palo o a parete. Fornito con diffusore piatto per garantire assenza di emissioni di luce verso l'alto. Provvisto di soffitto ad alta resistenza al calore idoneo per orizzontale della lampadina e completo di parabola riflettente in alluminio per direzionare il flusso luminoso. Progettato in ottemperanza alle norme internazionali contro l'inquinamento luminoso (standard UNI 10819 – Area di installazione: Zona 1). Classe di isolamento II, grado di protezione IP55.



EP6.000.E27

| | | | | |
|--|--|--|--|--|
| | | | | |
| | | | | |





ECOBEPPE 500 E27 - E40 - COMPONENTS

IP55



ROOF complete with decorative pinnacle made of shockproof resin material, UV-rays stabilized, rust and corrosion-free.
TETTO completo di pinnacolo decorativo realizzato in resina antiurto, stabilizzata ai raggi UV, inattaccabile da ruggine e corrosione.

High temperature resistant **CEILING** made of white polycarbonate (PC), UV-rays stabilized, suitable for ballast fixation on its upper side and provided with E27 or E40 lampholder on its lower side. Bulb in horizontal position.

SOFFITTO realizzato in polycarbonato bianco (PC) ad alta resistenza al calore, stabilizzato ai raggi UV, nella cui parte superiore vengono fissati i reattori. Fornito completo di portalamпада E27 o E40 atto a sostenere la lampadina in posizione orizzontale.

Parabolic **REFLECTOR** made of anodized aluminium, designed to optimize the light distribution and to limit the skyward dispersion of the luminous flux.

PARABOLA riflettente realizzata in alluminio anodizzato, progettata per ottimizzare la distribuzione del flusso luminoso e limitarne la dispersione verso il cielo.

DIFFUSER with flat shape to avoid the skyward dispersion of the luminous flux, according to the international regulations against light pollution and in particular the standard UNI 108119. Made of UV-rays stabilized polycarbonate (PC).

DIFFUSORE con configurazione piatta per evitare la dispersione verso il cielo del flusso luminoso, in ottemperanza alle norme internazionali sull'inquinamento luminoso ed in particolare la norma UNI 10819. Realizzato in polycarbonato (PC), stabilizzato ai raggi UV.

CAGE for post top installation complete with connection ring (one piece only) to be fixed on the luminaries diffuser.

BIPODE in un unico pezzo completo di anello di connessione da fissare sul diffusore dell'apparecchio.

ECOBEPPE 500 E27

EP6.000 *



Dimensions and weight


Height: 850 mm
Diameter: 600 mm
Weight: 6,5Kg
Junction to support: diameter 60 mm
Area expose to wind pressure:
CxS = m² 0,246

Moulded colours:

Black White Grey
Diffuser PC (UV treated):
Clear

E27-E40

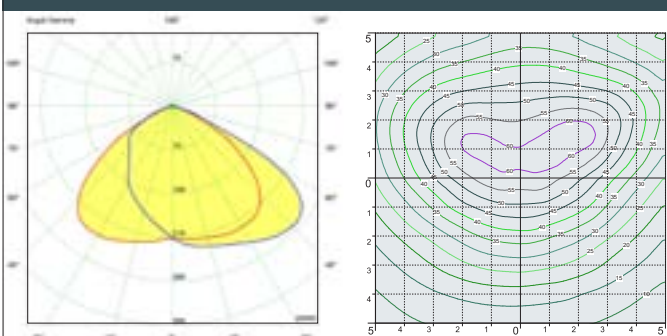
*ADD SUFFIX



Luminaries supplied with E27 or E40 lampholder.

| | | |
|---|-------------------------------|------|
| suitable lamps: CFL-LED SON-HQI max 150W | E27 Lampholder only | .E27 |
| | E40 Lampholder only | .E40 |

PHOTOMETRIC DATA SAMPLE



BEPPE 500 E27
HQI 150W

POST height 5mt
10x10mt area: average 31 lux

The photometric data for all the versions are available upon request or on our website.

* ADD THESE SUFFIXES TO THE REFERENCES MENTIONED IN THE CATALOGUE

LAMPS
POST
URBAN MODERN
URBAN REVIVAL
URBAN CLASSIC
SOLAR
BULKHEAD
FLOODLIGHT
BRICKLIGHT
IN-GROUND
DOWNLIGHT
UP&DOWN
BOLLARD
GARDEN CLASSIC
GARDEN REVIVAL

ECOBEPPE 500

GRAND SIZE

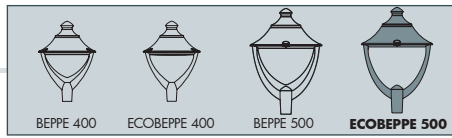


EP6.384.D9K



EP6.421.D9K





EKTOR 6000/ECOBEPPE500
EP6.384.000

600

Pcs 1
Kg 83,1
mc 1,41

6735

400

| | |
|--|---|
| EKTOR 5000/ECOBEPPE500 EP6.377.000 | AKILLE 5000/ECOBEPPE500 EP6.427.000 |
| Pcs 1 Kg 53,6 mc 0,48 | |
| EKTOR 4500/ECOBEPPE500 EP6.374.000 | EKTOR 4500/ECOBEPPE500 EP6.424.000 |
| Pcs 1 Kg 48,1 mc 0,46 | |

600

600

5735
5235

EKTOR5000

AKILLE4500

Ø 265

| | |
|--|---|
| EKTOR 4000/ECOBEPPE500 EP6.371.000 | AKILLE 4000/ECOBEPPE500 EP6.421.000 |
| Pcs 1 Kg 42,6 mc 0,43 | |
| EKTOR 3500/ECOBEPPE500 EP6.367.000 | AKILLE 3500/ECOBEPPE500 EP6.417.000 |
| Pcs 1 Kg 39,2 mc 0,40 | |
| EKTOR 3000/ECOBEPPE500 EP6.364.000 | AKILLE 3000/ECOBEPPE500 EP6.414.000 |
| Pcs 1 Kg 35,8 mc 0,38 | |

600

600

4735
4235
3735

EKTOR4000

AKILLE3500

Ø 265

ECOBEPPE500
EP6.000

600

Pcs 1
Kg 8,1
mc 0,20

850

Ø 60

PILAR/ECOBEPPE500
EP6.253

920

Pcs 1
Kg 10,1
mc 0,24

1250

NEW LOT/ECOBEPPE500
EP6.115

600

Pcs 1
Kg 8,4
mc 0,21

960

GARDEN REVIVAL
GARDEN CLASSIC
BOLLARD
UP&DOWN
DOWNLIGHT
IN-GROUND
BRICKLIGHT
FLOODLIGHT
BULKHEAD
SOLAR
URBAN CLASSIC
URBAN REVIVAL
URBAN MODERN
POST
LAMPS

REMO 500 HIGH POWER LED

GRAND SIZE



Modern luminaries made in shockproof resin material, UV rays stabilized, rust and corrosion-free. Suitable for post top and wall installation. Provided with double PMMA diffusers and with reflective ceiling designed to host the lighting source. Equipped with TÜV-CB certified, long-life and efficient **E27 high power LED lamp included**. Insulation class II, Protection rating IP55.

Diffusore moderno realizzato in resina antiurto, stabilizzato ai raggi UV, inattaccabile da ruggine e corrosione. Idoneo per il montaggio a palo e a parete. Provvisto di un doppio diffusore in metacrilato e di soffitto riflettente, progettato per accogliere la sorgente luminosa. Fornito completo di lampada a LED E27 ad ALTA POTENZA, certificata TÜV-CB di lunga durata ed elevata efficienza. Classe di isolamento II, grado di protezione IP55.



R60.000.W1L

E27 HIGH POWER LED

INDOOR & OUTDOOR USE

+80°C
-30°

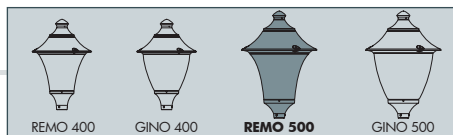
90% HUMIDITY

VOLTAGE SURGE RESISTANT

DRIVER SILICONE PROTECTION

| | | | | |
|--|--|--|--|--|
| | | | | |
| | | | | |





REMO 500 HIGH POWER LED - COMPONENTS

IP55



ROOF complete with decorative pinnacle made of shockproof resin material, UV-rays stabilized, rust and corrosion-free.

TETTO completo di pinnacolo decorativo, realizzato in resina antiurto, stabilizzata ai raggi UV, inattaccabile da ruggine e corrosione.

High temperature resistant reflective **CEILING** made of shockproof resin material. Provided with E27 lampholder and equipped with **HIGH POWER LED lamp**. Designed to host and protect the lighting source, granting its safe and quick installation.

SOFFITTO riflettente realizzato in resina antiurto ad alta resistenza al calore. Fornito completo di portalampana E27 e provvisto di lampada a LED ad ALTA POTENZA. Progettato per accogliere e proteggere la sorgente luminosa e per garantirne una veloce e sicura installazione.

INNER DIFFUSER made of opal PMMA to gather the lighting output and get its uniform spread.

DIFFUSORE INTERNO realizzato in PMMA opale per raccogliere il fascio di luce e garantirne un'uniforme distribuzione.

OUTER DIFFUSER made of UV-rays stabilized polymethylmethacrylate (PMMA), one piece only, available in clear or opal colour.

DIFFUSORE ESTERNO realizzato in polimetilmetacrilato (PMMA) stabilizzato ai raggi UV, disponibile in colore trasparente o opale.

BASE made in shockproof resin material consisting of a support for post top installation (diam 60mm) and of a cover designed for the inner diffuser fixation.

BASE dell'apparecchio realizzata in resina antiurto, composta da un supporto (diam 60mm) e da un coperchio sui cui viene fissato il diffusore interno.

REMO 500 GX53 LED

R60.000 *



Dimensions and weight

Height: 850 mm
Diameter: 600 mm
Weight: 9 Kg
Junction to support: diameter 60 mm
Area expose to wind pressure:
CxS = m² 0,238

Moulded colours:

Black White Grey

Diffuser PMMA:



Clear Opal

HIGH POWER LED



- **COST SAVING:** long-life and efficient LED light source.
- **BUILT-IN DRIVER:** quick and easy lamp replacement.
- **GREAT FLEXIBILITY:** E27 standard lamp holder.
- **FUTURE-PROOFED LUMINARIES:** performances easy to upgrade to latest technology developments.
- **SUITABLE FOR OUTDOOR USE:** built-in driver fully protected against heat and humidity by silicone paste.

Luminaries equipped with TÜV-CB certified, long-life and efficient **E27 high power LED lamp**, granting the same luminous flux of traditional SON/HQI lighting sources. The lamp can be quickly and easily replaced, making the luminaries maintenance very simple.

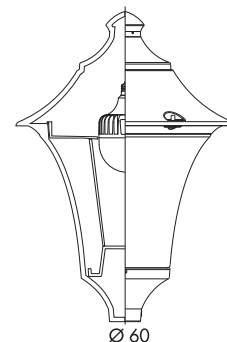
| 100 - 240 V | | | | |
|---|-------|---------------------|--------------|--------------|
| LAMP | POWER | LUMINOUS FLUX UP TO | COLOUR TEMP. | *ADD. SUFFIX |
| E27  | 50 W | 6550 lm | 4000 K | .H1L |
| | | | 3000 K | .H1R |
| E27  | 60 W | 7600 lm | 4000 K | .W1L |
| | | | 3000 K | .W1R |

LED LAMPS

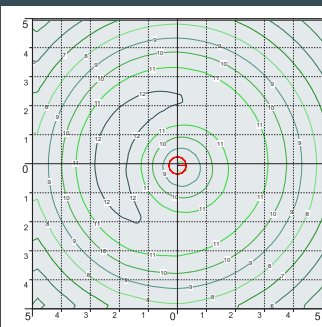
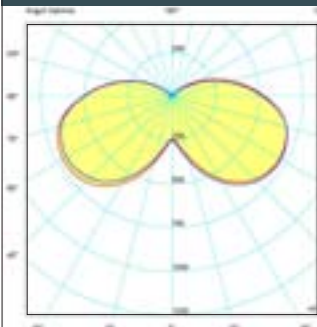


Comply with: EU2019/2015
EU2019/2020
Technical details on page 636.

DOWNWARD LIGHT EMISSION



PHOTOMETRIC DATA SAMPLE



REMO 500 E27 HIGH POWER LED 60W

POST height 5mt
10x10mt area: average 9 lux

The photometric data for all the versions are available upon request or on our website.

* ADD THESE SUFFIXES TO THE REFERENCES MENTIONED IN THE CATALOGUE

GARDEN REVIVAL
GARDEN CLASSIC
BOLLARD
UP&DOWN
DOWNLIGHT
IN-GROUND
BRICKLIGHT
FLOODLIGHT
BULKHEAD
SOLAR
URBAN CLASSIC
URBAN REVIVAL
URBAN MODERN
POST
LAMPS

REMO 500 GX53 LED

GRAND SIZE



Modern luminaries made of shockproof resin material, UV-rays stabilized, rust and corrosion-free. Suitable for post top or wall installation. Equipped with TÜV-CB certified, long-life, efficient and **Kelvin settable GX53 LED modular system**. Insulation class II, Protection rating IP55.

*Diffusore moderno realizzato in resina antiurto, stabilizzato ai raggi UV, inattaccabile da ruggine e corrosione. Idoneo per il montaggio a palo o a parete. Provvisto di **sistema modulare a LED GX53 con Kelvin impostabile** certificato TÜV-CB di lunga durata ed alta efficienza. Classe di isolamento II, grado di protezione IP55.*



R60.000.D9K


CCT SETTABLE

3000 K 4000 K 6500 K

SDCM <6

| | | | | |
|------------|------------|-------------|--|-------------|
| | | | | |
| | | | | |
| RECYCLABLE | ANTI-SHOCK | TEMPERATURE | | WALL POST |

MADE IN ITALY



REMO 500 GX53 LED - COMPONENTS

IP55



ROOF complete with decorative pinnacle made of shockproof resin material, UV-rays stabilized, rust and corrosion-free.

TETTO completo di pinnacolo decorativo, realizzato in resina antiurto, stabilizzata ai raggi UV, inattaccabile da ruggine e corrosione.

DIFFUSER made of UV-rays stabilized polymethylmethacrylate (PMMA), one piece only, available in clear or opal colour.

DIFFUSORE realizzato in polimetilmetacrilato (PMMA) stabilizzato ai raggi UV, disponibile in colore trasparente o opale.

Decorative connection **RING** to be fixed on the luminaries diffuser.

ANELLO decorativo di connessione da fissare sul diffusore dell'apparecchio.

BASE made in shockproof resin material consisting of a support for post top installation (Ø 60mm) and of a white resin **CONE REFLECTOR**, to direct downwards the lighting output.

BASE dell'apparecchio realizzata in resina antiurto composta da un supporto per permettere il fissaggio dell'apparecchio a palo (Ø 60mm) e da un **CONO** riflettente in resina bianca per indirizzare verso il basso il flusso luminoso.

REMO 500 GX53 LED

R60.000 *



Dimensions and weight

Height: 850 mm
Diameter: 600 mm
Weight: 9 Kg
Junction to support: diameter 60 mm
Area expose to wind pressure:
CxS = m² 0,238

Moulded colours:

Black White Grey

Diffuser PMMA:

Clear Opal


GX53 LED



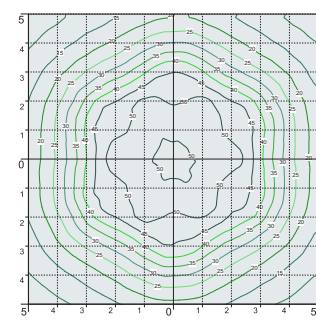

- **COST SAVING:** long-life and efficient LED light sources.
- **BUILT-IN DRIVER:** quick and easy lamp replacement.
- **GREAT FLEXIBILITY:** GX53 standard lamp holder.
- **FUTURE-PROOFED LUMINARIES:** performances easy to upgrade to latest technology developments.
- **SUITABLE FOR OUTDOOR USE:** built-in driver fully protected against heat and humidity by silicone paste.

Luminaries supplied with white resin CEILING provided with TÜV-CB certified, long-life, efficient and 9x Kelvin settable GX53 LED lamps included. Each lamp can be quickly and easily replaced individually, making the luminaries maintenance very simple.

100 - 240 V

| LAMP | POWER | LUMINOUS FLUX (Φ TOTAL) UP TO | COLOUR TEMP. | *ADD. SUFFIX |
|---|----------------------|-------------------------------|----------------------------|--------------|
|  GX53 LED | 9x 10W 90W | 11610 lm | 6500 K 4000 K 3000 K | .D9K |

PHOTOMETRIC DATA SAMPLE



REMO 500 GX53 LED 9X10W

POST height 5mt
10x10mt area: average 31 lux

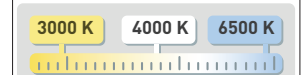
The photometric data for all the versions are available upon request or on our website.

LED LAMPS



Comply with: EU2019/2015
EU2019/2020
Technical details on page 636.

CCT SETTABLE LED LAMP



CCT switch settable in three different positions, to select the desired Kelvin temperature (3000K/4000K/6500K) and get a customized ambience.

* ADD THESE SUFFIXES TO THE REFERENCES MENTIONED IN THE CATALOGUE

GARDEN REVIVAL
GARDEN CLASSIC
BOLLARD
UP&DOWN
DOWNLIGHT
IN-GROUND
BRICKLIGHT
FLOODLIGHT
BULKHEAD
SOLAR
URBAN CLASSIC
URBAN REVIVAL
URBAN MODERN
POST
LAMPS

REMO 500 E27

GRAND SIZE



Modern luminaries made of shockproof resin material, UV-rays stabilized, rust and corrosion-free. Suitable for post top or wall installation. Provided with aluminum reflector to optimize the light distribution. Base equipped with E27 or E40 lampholder and prepared for louvre fixation. Insulation class II, Protection rating IP55.


Diffusore moderno realizzato in resina antiurto, stabilizzato ai raggi UV, inattaccabile da ruggine e corrosione. Idoneo per il montaggio a palo o a parete. Provvisto di parabola riflettente in alluminio per direzionare il flusso luminoso. Base con portalampada E27 o E40 predisposta per il fissaggio del frangiluce. Idoneo per il montaggio a palo e a parete. Classe di isolamento II, grado di protezione IP55.



R60.000.E27FC6

| | | | |
|--|--|--|--|
| | | | |
| | | | |
| | | | |

MADE IN ITALY



REMO 500 E27 - E40 - COMPONENTS

IP55



ROOF complete with decorative pinnacle made of shockproof resin material, UV-rays stabilized, rust and corrosion-free.

TETTO completo di pinnacolo decorativo, realizzato in resina antiurto, stabilizzato ai raggi UV, inattaccabile da ruggine e corrosione.

Parabolic **REFLECTOR** made of anodized aluminium and fixed under the luminaries roof, designed to optimize the light efficiency performance and to allow a uniform light distribution.

PARABOLA riflettente realizzata in alluminio anodizzato, fissata sotto il tetto del diffusore, progettata per ottimizzare il rendimento luminoso e permettere una uniforme distribuzione della luce.

DIFFUSER made of UV-rays stabilized polymethylmethacrylate (PMMA), one piece only, available in clear or opal colour.

DIFFUSORE realizzato in polimetilmetacrilato (PMMA) stabilizzato ai raggi UV, un pezzo unico, disponibile in colore trasparente o opale.



Chrome aluminium **LOUVRE** with a laminar symmetrical optic system to direct the lighting output and to get a lower dazzle (optional).

FRANGILUCE in alluminio cromato con sistema ottico lamellare a ripartizione simmetrica per orientare il fascio di luce e ridurre l'abbagliamento (opzionale).

Resin **BASE** consisting of a support (Ø 60mm) and of a cover suitable for ballast fixation on its lower side and provided with E27 or E40 lampholder on its upper side.

BASE in resina composta da un supporto e da un coperchio nella cui parte inferiore possono essere fissati i reattori e nella cui parte superiore si trova l'alloggiamento per il portalampada E27 o E40 (incluso).

REMO 500 E27

R60.000 *



Dimensions and weight

Height: 850 mm
Diameter: 600 mm
Weight: 6,5 Kg
Junction to support: diameter 60 mm
Area expose to wind pressure:
CxS = m² 0,238

Moulded colours:

Black White Grey

Diffuser PMMA:

Clear Opal

CHROME ALUMINIUM LOUVRE

H.FC6 open
Upward position



E27-E40

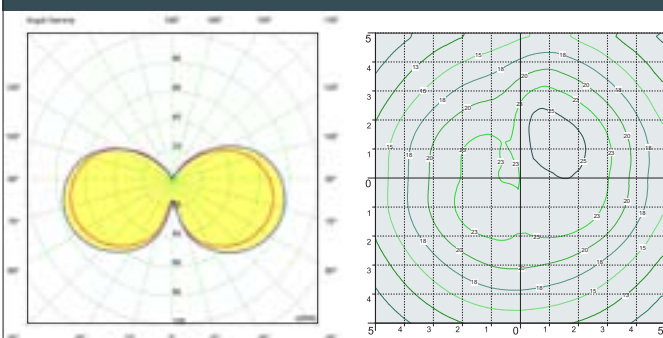
*ADD SUFFIX



Luminaries supplied with E27 or E40 lampholder.

| | | |
|---|-------------------------------|------|
| suitable lamps: CFL-LED SON-HQI max 150W | E27 Lampholder only | .E27 |
| | E40 Lampholder only | .E40 |

PHOTOMETRIC DATA SAMPLE



REMO 500 E27
HQI 150W

POST height 5mt
10x10mt area: average 19 lux

The photometric data for all the versions are available upon request or on our website.

* ADD THESE SUFFIXES TO THE REFERENCES MENTIONED IN THE CATALOGUE

LAMPS
POST
URBAN MODERN
URBAN REVIVAL
URBAN CLASSIC
SOLAR
BULKHEAD
FLOODLIGHT
BRICKLIGHT
IN-GROUND
DOWNLIGHT
UP&DOWN
BOLLARD
GARDEN CLASSIC
GARDEN REVIVAL

REMO 500


GRAND SIZE



R60.417.D9K



R60.374.W1L




R60.253.W1L



R60.115.W1R





EKTOR 6000/REMO500
R60.384.000

Pcs 1
Kg 84
mc 1,32

6735

400

| | |
|--|---|
| EKTOR 5000/REMO500 R60.377.000 | AKILLE 5000/REMO500 R60.427.000 |
| Pcs 1 Kg 54,5 mc 0,39 | |
| EKTOR 4500/REMO500 R60.374.000 | AKILLE 4500/REMO500 R60.424.000 |
| Pcs 1 Kg 49 mc 0,36 | |

600

5735
5235

Ø 265

EKTOR5000

AKILLE4500

| | |
|--|---|
| EKTOR 4000/REMO500 R60.371.000 | AKILLE 4000/REMO500 R60.421.000 |
| Pcs 1 Kg 43,5 mc 0,33 | |
| EKTOR 3500/REMO500 R60.367.000 | AKILLE 3500/REMO500 R60.417.000 |
| Pcs 1 Kg 40,1 mc 0,31 | |
| EKTOR 3000/REMO500 R60.364.000 | AKILLE 3000/REMO500 R60.414.000 |
| Pcs 1 Kg 36,7 mc 0,28 | |

600

600

4735
4235
3735

Ø 265

EKTOR4000

AKILLE3500

REMO500
R60.000

Pcs 1
Kg 9
mc 0,11

600

850

Ø 60

PILAR/REMO500
R60.253

Pcs 1
Kg 11
mc 0,14

920

1250

NEW LOT/REMO500
R60.115

Pcs 1
Kg 9,3
mc 0,12

600

960

GARDEN REVIVAL
GARDEN CLASSIC
BOLLARD
UP&DOWN
DOWNLIGHT
IN-GROUND
BRICKLIGHT
FLOODLIGHT
BULKHEAD
SOLAR
URBAN CLASSIC
URBAN REVIVAL
URBAN MODERN
POST
LAMPS

GINO 500 HIGH POWER LED

GRAND SIZE



Modern luminaries made in shockproof resin material, UV rays stabilized, rust and corrosion-free. Suitable for post top and wall installation. Provided with double PMMA diffusers and with reflective ceiling designed to host the lighting source. Equipped with TÜV-CB certified, long-life and efficient **E27 high power LED lamp included**. Insulation class II, Protection rating IP55.

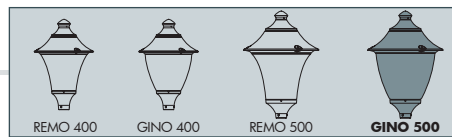
Diffusore moderno realizzato in resina antiurto, stabilizzato ai raggi UV, inattaccabile da ruggine e corrosione. Idoneo per il montaggio a palo e a parete. Provvisto di un doppio diffusore in metacrilato e di soffitto riflettente, progettato per accogliere la sorgente luminosa. Fornito completo di lampada a LED E27 ad ALTA POTENZA, certificata TÜV-CB di lunga durata ed elevata efficienza. Classe di isolamento II, grado di protezione IP55.



F60.000.W1L

| | | | | |
|--|--|--|--|--|
| | | | | |
| | | | | |

MADE IN ITALY



GINO 500 E27 - E40 - COMPONENTS

IP55



ROOF complete with decorative pinnacle made of shockproof resin material, UV-rays stabilized, rust and corrosion-free.

TETTO completo di pinnacolo decorativo, realizzato in resina antiurto, stabilizzata ai raggi UV, inattaccabile da ruggine e corrosione.

High temperature resistant reflective **CEILING** made of shockproof resin material. Provided with E27 lampholder and equipped with **HIGH POWER LED lamp**. Designed to host and protect the lighting source, granting its safe and quick installation.

SOFFITTO riflettente realizzato in resina antiurto ad alta resistenza al calore. Fornito completo di portalampada E27 e provvisto di lampada a LED ad ALTA POTENZA. Progettato per accogliere e proteggere la sorgente luminosa e per garantirne una veloce e sicura installazione.

INNER DIFFUSER made of opal PMMA to gather the lighting output and get its uniform spread.

DIFFUSORE INTERNO realizzato in PMMA opale per raccogliere il fascio di luce e garantirne un'uniforme distribuzione.

OUTER DIFFUSER made of UV-rays stabilized polymethylmethacrylate (PMMA), one piece only, available in clear or opal colour.

DIFFUSORE ESTERNO realizzato in polimetilmetacrilato (PMMA) stabilizzato ai raggi UV, disponibile in colore trasparente o opale.

BASE made in shockproof resin material consisting of a support for post top installation (diam 60mm) and of a cover designed for the inner diffuser fixation.

BASE dell'apparecchio realizzata in resina antiurto, composta da un supporto (diam 60mm) e da un coperchio sui cui viene fissato il diffusore interno.

GINO 500 E27

F60.000 *



Dimensions and weight

Height: 850 mm
Diameter: 600 mm
Weight: 7,3 Kg
Junction to support: diameter 60 mm
Area expose to wind pressure:
CxS = m² 0,262

Moulded colours:

Black White Grey

Diffuser PMMA:



Clear Opal

HIGH POWER LED



- **COST SAVING:** long-life and efficient LED light source.
- **BUILT-IN DRIVER:** quick and easy lamp replacement.
- **GREAT FLEXIBILITY:** E27 standard lamp holder.
- **FUTURE-PROOFED LUMINARIES:** performances easy to upgrade to latest technology developments.
- **SUITABLE FOR OUTDOOR USE:** built-in driver fully protected against heat and humidity by silicone paste.

Luminaries equipped with TÜV-CB certified, long-life and efficient **E27 high power LED lamp**, granting the same luminous flux of traditional SON/HQI lighting sources. The lamp can be quickly and easily replaced, making the luminaries maintenance very simple.

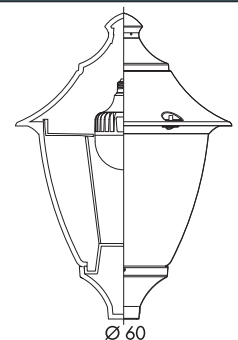
| 100 - 240 V | | | | |
|---|-------------|---------------------|--------------|--------------|
| LAMP | POWER | LUMINOUS FLUX UP TO | COLOUR TEMP. | *ADD. SUFFIX |
| E27  | 50 W | 6550 Lm | 4000 K | .H1L |
| | | | 3000 K | .H1R |
| E27  | 60 W | 7600 Lm | 4000 K | .W1L |
| | | | 3000 K | .W1R |

LED LAMPS

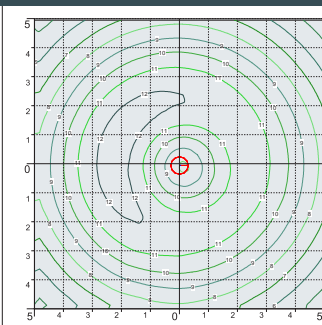
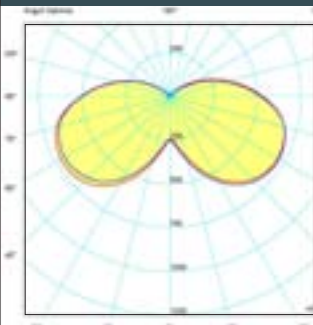


Comply with: EU2019/2015
EU2019/2020
Technical details on page 636.

DOWNWARD LIGHT EMISSION



PHOTOMETRIC DATA SAMPLE



GINO 500 E27 HIGH POWER LED 60W

POST height 5mt
10x10mt area: average 9 lux

The photometric data for all the versions are available upon request or on our website.

* ADD THESE SUFFIXES TO THE REFERENCES MENTIONED IN THE CATALOGUE

GARDEN REVIVAL
GARDEN CLASSIC
BOLLARD
UP&DOWN
DOWNLIGHT
IN-GROUND
BRICKLIGHT
FLOODLIGHT
BULKHEAD
SOLAR
URBAN CLASSIC
URBAN REVIVAL
URBAN MODERN
POST
LAMPS

GINO 500 GX53 LED

GRAND SIZE



Modern luminaries made of shockproof resin material, UV-rays stabilized, rust and corrosion-free. Suitable for post top or wall installation. Equipped with TÜV-CB certified, long-life, efficient and Kelvin settable GX53 LED modular system. Insulation class II, Protection rating IP55.

Diffusore moderno realizzato in resina antiurto, stabilizzato ai raggi UV, inattaccabile da ruggine e corrosione. Idoneo per il montaggio a palo o a parete. Provvisto di sistema modulare a LED GX53 con Kelvin impostabile certificato TÜV -CBdi lunga durata ed alta efficienza. Classe di isolamento II, grado di protezione IP55.



F60.000.D9K

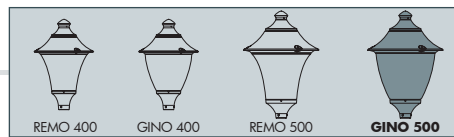
CCT SETTABLE

3000 K 4000 K 6500 K

SDCM <6

| | | | | |
|------------|------------|-------------|-------------------|-----------|
| | | | | |
| | | | | |
| RECYCLABLE | ANTI-SHOCK | TEMPERATURE | DOUBLE INSULATION | WALL POST |





GINO 500 GX53 LED - COMPONENTS

IP55



ROOF complete with decorative pinnacle made of shockproof resin material, UV-rays stabilized, rust and corrosion-free.

TETTO completo di pinnacolo decorativo, realizzato in resina antiurto, stabilizzata ai raggi UV, inattaccabile da ruggine e corrosione.

DIFFUSER made of UV-rays stabilized polymethylmethacrylate (PMMA), one piece only, available in clear or opal colour.

DIFFUSORE realizzato in polimetilmetacrilato (PMMA) stabilizzato ai raggi UV, disponibile in colore trasparente o opale.

Decorative connection **RING** to be fixed on the luminaries diffuser.

ANELLO decorativo di connessione da fissare sul diffusore dell'apparecchio.

BASE made in shockproof resin material consisting of a support for post top installation (Ø 60mm) and of a white resin **CONE REFLECTOR**, to direct downwards the lighting output.

BASE dell'apparecchio realizzata in resina antiurto composta da un supporto per permettere il fissaggio dell'apparecchio a palo (Ø 60mm) e da un **CONO** riflettente in resina bianca per indirizzare verso il basso il flusso luminoso.

GINO 500 GX53 LED

F60.000 *



Dimensions and weight

Height: 850 mm
Diameter: 600 mm
Weight: 9,8 Kg
Junction to support: diameter 60 mm
Area expose to wind pressure:
CxS = m² 0,262

Moulded colours:

Black White Grey

Diffuser PMMA:

Clear Opal

GX53 LED



- **COST SAVING:** long-life and efficient LED light sources.
- **BUILT-IN DRIVER:** quick and easy lamp replacement.
- **GREAT FLEXIBILITY:** GX53 standard lamp holder.
- **FUTURE-PROOFED LUMINARIES:** performances easy to upgrade to latest technology developments.
- **SUITABLE FOR OUTDOOR USE:** built-in driver fully protected against heat and humidity by silicone paste.

Luminaries supplied with white resin **CEILING** provided with TÜV-CB certified, long-life, efficient and **9x Kelvin settable GX53 LED lamps included**. Each lamp can be quickly and easily replaced individually, making the luminaries maintenance very simple.

100 - 240 V

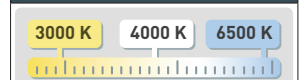
| LAMP | POWER | LUMINOUS FLUX (Φ TOTAL) UP TO | COLOUR TEMP. | *ADD. SUFFIX |
|------|----------------------|-------------------------------|----------------------------|--------------|
| | 9x 10W 90W | 11610 lm | 6500 K 4000 K 3000 K | .D9K |

LED LAMPS



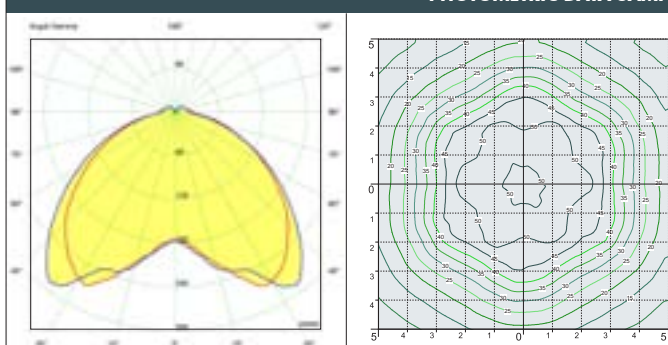
Comply with: EU2019/2015
EU2019/2020
Technical details on page 636.

CCT SETTABLE LED LAMP



CCT switch settable in three different positions, to select the desired Kelvin temperature (3000K/4000K/6500K) and get a customized ambience.

PHOTOMETRIC DATA SAMPLE



GINO 500 GX53 LED
9X10W

POST height 5mt
10x10mt area: average 31 lux

The photometric data for all the versions are available upon request or on our website.

* ADD THESE SUFFIXES TO THE REFERENCES MENTIONED IN THE CATALOGUE

GARDEN REVIVAL
GARDEN CLASSIC
BOLLARD
UP&DOWN
DOWNLIGHT
IN-GROUND
BRICKLIGHT
FLOODLIGHT
BULKHEAD
SOLAR
URBAN CLASSIC
URBAN REVIVAL
URBAN MODERN
POST
LAMPS

GINO 500 E27

GRAND SIZE



Modern luminaries made of shockproof resin material, UV-rays stabilized, rust and corrosion-free. Suitable for post top or wall installation. Provided with aluminum reflector to optimize the light distribution. Base equipped with E27 or E40 lampholder and prepared for louvre fixation. Insulation class II, Protection rating IP55.

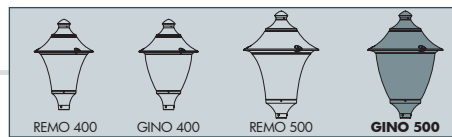
Diffusore moderno realizzato in resina antiurto, stabilizzato ai raggi UV, inattaccabile da ruggine e corrosione. Idoneo per il montaggio a palo o a parete. Provvisto di parabola riflettente in alluminio per direzionare il flusso luminoso. Base con portalampada E27 o E40 predisposta per il fissaggio del frangiluce. Idoneo per il montaggio a palo e a parete. Classe di isolamento II, grado di protezione IP55.



F60.000.E27FC6

| | | | |
|--|--|--|--|
| | | | |
| | | | |
| | | | |

MADE IN ITALY



GINO 500 E27 - E40 - COMPONENTS

IP55



ROOF complete with decorative pinnacle made of shockproof resin material, UV-rays stabilized, rust and corrosion-free.

TETTO completo di pinnacolo decorativo, realizzato in resina antiurto, stabilizzato ai raggi UV, inattaccabile da ruggine e corrosione.

Parabolic **REFLECTOR** made of anodized aluminium and fixed under the luminaries roof, designed to optimize the light efficiency performance and to allow a uniform light distribution.

PARABOLA riflettente realizzata in alluminio anodizzato, fissata sotto il tetto del diffusore, progettata per ottimizzare il rendimento luminoso e permettere una uniforme distribuzione della luce.

DIFFUSER made of UV-rays stabilized polymethylmethacrylate (PMMA), one piece only, available in clear or opal colour.

DIFFUSORE realizzato in polimetilmetacrilato (PMMA) stabilizzato ai raggi UV, un pezzo unico, disponibile in colore trasparente o opale.



Chrome aluminium **LOUVRE** with a laminar symmetrical optic system to direct the lighting output and to get a lower dazzle (optional).

FRANGILUCE in alluminio cromato con sistema ottico lamellare a ripartizione simmetrica per orientare il fascio di luce e ridurre l'abbagliamento (opzionale).

Luminaries **BASE** consisting of a support (Ø 60mm) and of a cover suitable for ballast fixation on its lower side and provided with E27 or E40 lampholder on its upper side.

BASE in resina composta da un supporto e da un coperchio nella cui parte inferiore possono essere fissati i reattori e nella cui parte superiore si trova l'alloggiamento per il portalampana E27 o E40 (incluso).

GINO 500 E27

F60.000 *



Dimensions and weight

Height: 850 mm
Diameter: 600 mm
Weight: 7,3 Kg
Junction to support: diameter 60 mm
Area expose to wind pressure:
CxS = m² 0,262

Moulded colours:

Black White Grey

Diffuser PMMA:

Clear Opal

CHROME ALUMINIUM LOUVRE

H.FC6 open
Upward position

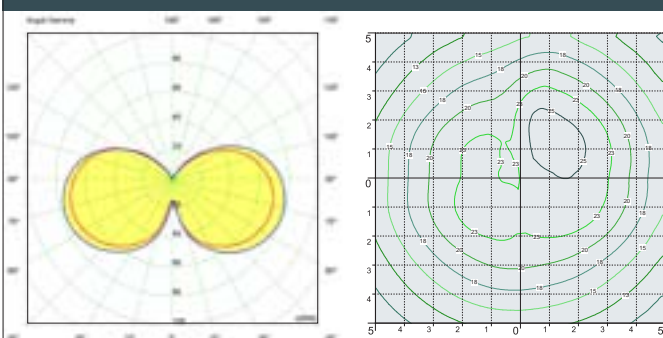


E27-E40

*ADD. SUFFIX

| | | | |
|--|---|---------------------------------------|------|
|  | <p>suitable lamps:</p> <p>CFL-LED SON-HQI</p> <p>max 150W</p> | <p>E27 Lampholder only</p> | .E27 |
| | | <p>E40 Lampholder only</p> | .E40 |
| <p>Luminaries supplied with E27 or E40 lampholder.</p> | | | |

PHOTOMETRIC DATA SAMPLE



GINO 500 E27
HQI 150W

POST height 5mt
10x10mt area: average 19 lux

The photometric data for all the versions are available upon request or on our website.

* ADD THESE SUFFIXES TO THE REFERENCES MENTIONED IN THE CATALOGUE

LAMPS
POST
URBAN MODERN
URBAN REVIVAL
URBAN CLASSIC
SOLAR
BULKHEAD
FLOODLIGHT
BRICKLIGHT
IN-GROUND
DOWNLIGHT
UP&DOWN
BOLLARD
GARDEN CLASSIC
GARDEN REVIVAL

GINO 500

GRAND SIZE



F60.367.D9K



F60.421.W1L

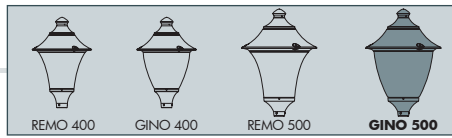


F60.253.W1L



F60.115.W1R





EKTOR 6000/GINO 500
F60.384.000

Pcs 1
Kg 84,8
mc 1,32

6735

400

| | |
|---|--|
| EKTOR 5000/GINO 500 F60.377.000 | AKILLE 5000/GINO 500 F60.427.000 |
| Pcs 1 Kg 55,3 mc 0,39 | |
| EKTOR 4500/GINO 500 F60.374.000 | AKILLE 4500/GINO 500 F60.424.000 |
| Pcs 1 Kg 49,8 mc 0,36 | |

600

600

5235

5235

Ø 265

EKTOR5000

AKILLE4500

| | |
|---|--|
| EKTOR 4000/GINO 500 F60.371.000 | AKILLE 4000/GINO 500 F60.421.000 |
| Pcs 1 Kg 44,3 mc 0,33 | |
| EKTOR 3500/GINO 500 F60.367.000 | AKILLE 3500/GINO 500 F60.417.000 |
| Pcs 1 Kg 40,9 mc 0,31 | |
| EKTOR 3000/GINO 500 F60.364.000 | AKILLE 3000/GINO 500 F60.414.000 |
| Pcs 1 Kg 37,5 mc 0,28 | |

600

600

4235

4235

Ø 265

EKTOR4000

AKILLE3500

GINO 500
F60.000

Pcs 1
Kg 9,8
mc 0,11

600

850

Ø 60

PILAR/GINO 500
F60.253

Pcs 1
Kg 11,8
mc 0,14

920

1250

NEW LOT/GINO 500
F60.115

Pcs 1
Kg 10,1
mc 0,12

600

960

GARDEN REVIVAL
GARDEN CLASSIC
BOLLARD
UP&DOWN
DOWNLIGHT
IN-GROUND
BRICKLIGHT
FLOODLIGHT
BULKHEAD
SOLAR
URBAN CLASSIC
URBAN REVIVAL
URBAN MODERN
POST
LAMPS

GLOBE 400 MODERN

LARGE SIZE



Ø 400 mm PMMA globe, complete with modern base made of shockproof resin material, UV-rays stabilized, rust and corrosion-free. Suitable for post top, hanging and wall installation. Base provided with E27 lampholder and prepared for louvre fixation. Insulation class II, protection rating IP55.

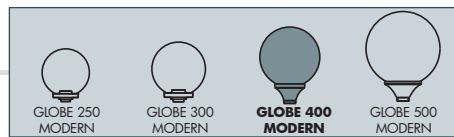
Globo Ø 400 mm in polimetilmetacrilato (PMMA) completo di base moderna realizzata in resina antiurto, stabilizzata ai raggi UV, inattaccabile da ruggine e corrosione. Idoneo per il montaggio a palo, a sospensione o a parete. Base fornita con portalampana E27 e predisposto per il fissaggio del frangiluce. Classe di isolamento II, grado di protezione IP55.



G41.B40.E27FC1

| | | | |
|--|--|--|--|
| | | | |
| | | | |
| | | | |






GLOBE 400 MODERN E27 - COMPONENTS

IP55



400 mm GLOBE made of UV-rays stabilized polymethylmethacrylate (PMMA), one piece only. Available in clear, opal or smoked colour.

GLOBO Ø 400 mm in polimetilmetacrilato (PMMA), resistente all'ingiallimento ed ai raggi UV, realizzato in un unico pezzo. Disponibile nei colori trasparente, bianco o fumé.



Chrome aluminium **LOUVRE** with a laminar symmetrical optic system to direct the lighting output and to get a lower dazzle (optional).

FRANGILUCE in alluminio cromato con sistema ottico lamellare a ripartizione simmetrica per orientare il fascio di luce e ridurre l'abbagliamento (opzionale).

Globe **BASE**, made of shockproof resin material, UV-rays stabilized, rust and corrosion-free, consisting of a support (Ø 60mm) and of a cover provided with E27 lampholder.

BASE del globo, realizzata in resina antiurto, stabilizzata ai raggi UV, inattaccabile da ruggine e corrosione. Composta da un supporto e da un coperchio in cui si trova l'alloggiamento per il portalampada E27 (incluso).

GLOBE 400 MODERN

G41.B40 *



Dimensions and weight

Height: 530 mm
Diameter: 400 mm
Weight: 2,1 Kg
Junction to support: diameter 60 mm
Area expose to wind pressure:
CxS = m² 0,122

Moulded colours: *

Black White Grey

Diffuser PMMA:

Clear Opal Smoked

CHROME ALUMINIUM LOUVRE

H.FC1 closed
Upward position



H.FC6 open
Downward position



E27

*ADD. SUFFIX



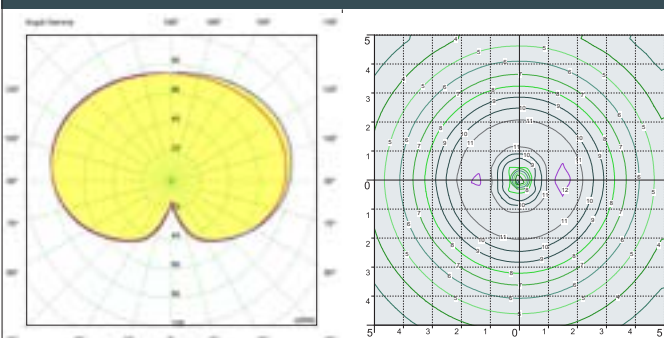
suitable lamps:
CFL-LED
max 50W

E27
Lampholder only

.E27

Globe complete with modern base and E27 lampholder.

PHOTOMETRIC DATA SAMPLE



GLOBE 400 E27 - opal
30W High Power LED

POST height 3,5mt
10x10mt area: average 5 lux

The photometric data for all the versions are available upon request or on our website.

* ADD THESE SUFFIXES TO THE REFERENCES MENTIONED IN THE CATALOGUE

LAMPS
POST
URBAN MODERN
URBAN REVIVAL
URBAN CLASSIC
SOLAR
BULKHEAD
FLOODLIGHT
BRICKLIGHT
IN-GROUND
DOWNLIGHT
UP&DOWN
BOLLARD
GARDEN CLASSIC
GARDEN REVIVAL

GLOBE 400 MODERN

LARGE SIZE



G41.414



G41.364.A10.E27FC6



G41.254.E27FC6

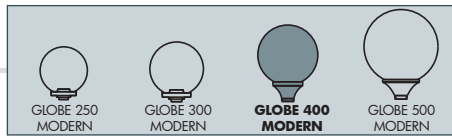


G41.254.E27FC1



G41.115





EKTOR 2500/GLOBE400
G41.361.000

Pcs 1
Kg 26,4
mc 0,15

400

2915

MIDIPIALAR/GLOBE 400
G41.254

Pcs 1
Kg 2,7
mc 0,09

590

640

NEW LOT/GLOBE 400
G41.115

Pcs 1
Kg 2,4
mc 0,07

400

650

GLOBE 400
G41.B40

Pcs 2
Kg 4,2
mc 0,17

400

530

Ø 60

| | |
|---|--|
| EKTOR 4000 MIDIPIALAR/GLOBE400 1L G41.371.A10 | AKILLE 4000 MIDIPIALAR/GLOBE400 1L G41.421.A10 |
| Pcs 1 Kg 37,9 mc 0,30 | |
| EKTOR 3500 MIDIPIALAR/GLOBE400 1L G41.367.A10 | AKILLE 3500 MIDIPIALAR/GLOBE400 1L G41.417.A10 |
| Pcs 1 Kg 34,5 mc 0,26 | |
| EKTOR 3000 MIDIPIALAR/GLOBE400 1L G41.364.A10 | AKILLE 3000 MIDIPIALAR/GLOBE400 1L G41.414.A10 |
| Pcs 1 Kg 31,1 mc 0,26 | |

| | |
|--|---|
| EKTOR 4000/GLOBE400 G41.371.000 | AKILLE 4000/GLOBE400 G41.421.000 |
| Pcs 1 Kg 36,6 mc 0,21 | |
| EKTOR 3500/GLOBE400 G41.367.000 | AKILLE 3500/GLOBE400 G41.417.000 |
| Pcs 1 Kg 33,2 mc 0,19 | |
| EKTOR 3000 /GLOBE400 G41.364.000 | AKILLE 3000 /GLOBE400 G41.414.000 |
| Pcs 1 Kg 29,8 mc 0,17 | |

**EKTOR 2500
MIDIPIALAR/GLOBE400 1L**
G41.361.A10

Pcs 1
Kg 27,7
mc 0,24

705

2755

Ø 265

EKTOR3500 **AKILLE3000**

4255

3755

3255

Ø 265

EKTOR3500 **AKILLE3000**

4400

3900

3400

400

Ø 265

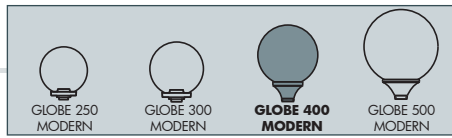
LAMPS
POST
URBAN MODERN
URBAN REVIVAL
URBAN CLASSIC
SOLAR
BULKHEAD
FLOODLIGHT
BRICKLIGHT
IN-GROUND
DOWNLIGHT
UP&DOWN
BOLLARD
GARDEN CLASSIC
GARDEN REVIVAL

GLOBE 400 MODERN

LARGE SIZE



MADE IN ITALY



| |
|--|
| EKTOR 2500 MIDIPIILAR/GLOBE400 3L |
| G41.361.A30 |
| Pcs 1 Kg 33,4 mc 0,51 |
| 1040 |
| |
| 2755 |
| |

| |
|--|
| EKTOR 2500 MIDIPIILAR/GLOBE400 2L |
| G41.361.A20 |
| Pcs 1 Kg 30,6 mc 0,42 |
| 1140 |
| |
| 3115 |
| |
| Ø 265 |

| | |
|--|---|
| EKTOR 4000 MIDIPIILAR/GLOBE400 2L | AKILLE 4000 MIDIPIILAR/GLOBE400 2L |
| G41.371.A20 | G41.421.A20 |
| Pcs 1 Kg 40,8 mc 0,49 | |
| EKTOR 3500 MIDIPIILAR/GLOBE400 2L | AKILLE 3500 MIDIPIILAR/GLOBE400 2L |
| G41.367.A20 | G41.417.A20 |
| Pcs 1 Kg 37,4 mc 0,47 | |
| EKTOR 3000 MIDIPIILAR/GLOBE400 2L | AKILLE 3000 MIDIPIILAR/GLOBE400 2L |
| G41.364.A20 | G41.414.A20 |
| Pcs 1 Kg 34 mc 0,45 | |
| 1140 | 1140 |
| | |
| 4255 | 3755 |
| 3255 | |
| | |
| Ø 265 | Ø 265 |

| | |
|--|---|
| EKTOR 4000 MIDIPIILAR/GLOBE400 3L | AKILLE 4000 MIDIPIILAR/GLOBE400 3L |
| G41.371.A30 | G41.421.A30 |
| Pcs 1 Kg 43,6 mc 0,57 | |
| EKTOR 3500 MIDIPIILAR/GLOBE400 3L | AKILLE 3500 MIDIPIILAR/GLOBE400 3L |
| G41.367.A30 | G41.417.A30 |
| Pcs 1 Kg 40,2 mc 0,55 | |
| EKTOR 3000 MIDIPIILAR/GLOBE400 3L | AKILLE 3000 MIDIPIILAR/GLOBE400 3L |
| G41.364.A30 | G41.414.A30 |
| Pcs 1 Kg 36,8 mc 0,53 | |
| 1040 | 1040 |
| | |
| 4615 | 4115 |
| 3615 | |
| | |
| Ø 265 | Ø 265 |

GARDEN REVIVAL
GARDEN CLASSIC
BOLLARD
UP&DOWN
DOWNLIGHT
IN-GROUND
BRICKLIGHT
FLOODLIGHT
BULKHEAD
SOLAR
URBAN CLASSIC
URBAN REVIVAL
URBAN MODERN
POST
LAMPS

GLOBE 500 MODERN

GRAND SIZE



Ø 500 mm PMMA globe, complete with modern base made of shockproof resin material, UV-rays stabilized, rust and corrosion-free. Suitable for post top, hanging and wall installation. Base provided with E27 or E40 lampholder and prepared for louvre fixation. Insulation class II, protection rating IP55.

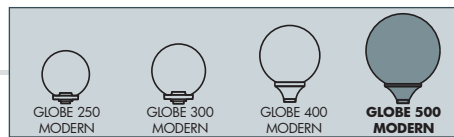
Globo Ø 500 mm in polimetilmetacrilato (PMMA) completo di base moderna realizzata in resina antiurto, stabilizzata ai raggi UV, inattaccabile da ruggine e corrosione. Idoneo per il montaggio a palo, a sospensione o a parete. Base fornita con portalampada E27 o E40 e predisposto per il fissaggio del frangiluce. Classe di isolamento II, grado di protezione IP55.



G51.B50.E27FC1

| | | | |
|--|--|--|--|
| | | | |
| | | | |

MADE IN ITALY




GLOBE 500 MODERN E27 - COMPONENTS

IP55



500 mm GLOBE made of UV-rays stabilized polymethylmethacrylate (PMMA), one piece only. Available in clear, opal or smoked colour.

GLOBO Ø 500 mm in polimetilmetacrilato (PMMA), resistente all'ingiallimento ed ai raggi UV, realizzato in un unico pezzo. Disponibile nei colori trasparente, bianco o fumé.



Chrome aluminium **LOUVRE** with a laminar symmetrical optic system to direct the lighting output and to get a lower dazzle (optional).

FRANGILUCE in alluminio cromato con sistema ottico lamellare a ripartizione simmetrica per orientare il fascio di luce e ridurre l'abbagliamento (opzionale).

Globe **BASE**, made of shockproof resin material, UV-rays stabilized, rust and corrosion-free, consisting of a support (Ø 60mm) and of a cover provided with E27 or E40 lampholder.

BASE del globo, realizzata in resina antiurto, stabilizzata ai raggi UV, inattaccabile da ruggine e corrosione. Composta da un supporto e da un coperchio in cui si trova l'alloggiamento per il portalamпада E27 o E40 (incluso).

GLOBE 500

G51.B50 *



Dimensions and weight

Height: 640 mm
Diameter: 500 mm
Weight: 4 Kg
Junction to support: diameter 60 mm
Area expose to wind pressure: CxS = m² 0,181

Moulded colours:

Black White Grey

Diffuser PMMA:

Clear Opal Smoked

CHROME ALUMINIUM LOUVRE

H.FC1 closed
Upward position



H.FC6 open
Downward position



E27-E40

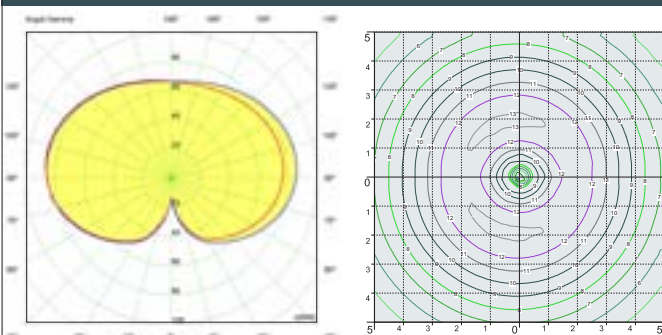
*ADD. SUFFIX



Globe complete with modern base and E27 lampholder.

| | | |
|---|-------------------------------|------|
| suitable lamps: CFL-LED SON-HQI max 100W | E27 Lampholder only | .E27 |
| | E40 Lampholder only | .E40 |

PHOTOMETRIC DATA SAMPLE



GLOBE 500 E27 - opal
HQI 100W

POST height 4,5mt
10x10mt area: average 9 lux

The photometric data for all the versions are available upon request or on our website.

* ADD THESE SUFFIXES TO THE REFERENCES MENTIONED IN THE CATALOGUE

LAMPS POST URBAN MODERN URBAN REVIVAL URBAN CLASSIC SOLAR BULKHEAD FLOODLIGHT BRICKLIGHT IN-GROUND DOWNLIGHT UP&DOWN BOLLARD GARDEN CLASSIC GARDEN REVIVAL

GLOBE 500 MODERN

GRAND SIZE



G51.371.E27FC1



G51.371.P10.E27FC6

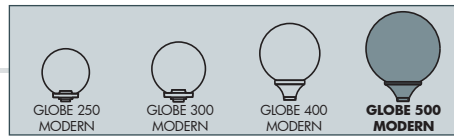


G51.253.E27FC6



G51.115





NEW LOT/GLOBE500

G51.115

Pcs 1
Kg 4,3
mc 0,15

PILAR/GLOBE500

G51.253

Pcs 1
Kg 6
mc 0,17

GLOBE500

G51.B50

Pcs 2
Kg 8
mc 0,29

| EKTOR 5000/ GLOBE500 | AKILLE 5000/ GLOBE500 |
|-----------------------------|--------------------------|
| G51.377.000 | G51.427.000 |
| Pcs 1 Kg 49,5 mc 0,42 | |
| EKTOR 4500/ GLOBE500 | AKILLE 4500/ GLOBE500 |
| G51.374.000 | G51.424.000 |
| Pcs 1 Kg 44 mc 0,39 | |
| EKTOR 4000/ GLOBE500 | AKILLE 4000/ GLOBE500 |
| G51.371.000 | G51.421.000 |
| Pcs 1 Kg 38,5 mc 0,37 | |

| EKTOR 5000 PILAR/GLOBE500 2L | AKILLE 5000 PILAR/GLOBE500 2L |
|------------------------------|-------------------------------|
| G51.377.P20 | G51.427.P20 |
| Pcs 1 Kg 57,7 mc 0,64 | |
| EKTOR 4500 PILAR/GLOBE500 2L | AKILLE 4500 PILAR/GLOBE500 2L |
| G51.374.P20 | G51.424.P20 |
| Pcs 1 Kg 52,2 mc 0,61 | |
| EKTOR 4000 PILAR/GLOBE500 2L | AKILLE 4000 PILAR/GLOBE500 2L |
| G51.371.P20 | G51.421.P20 |
| Pcs 1 Kg 46,7 mc 0,58 | |

| EKTOR 5000 PILAR/GLOBE500 1L | AKILLE 5000 PILAR/GLOBE500 1L |
|---------------------------------|----------------------------------|
| G51.377.P10 | G51.427.P10 |
| Pcs 1 Kg 52 mc 0,45 | |
| EKTOR 4500 PILAR/GLOBE500 1L | AKILLE 4500 PILAR/GLOBE500 1L |
| G51.374.P10 | G51.424.P10 |
| Pcs 1 Kg 46,5 mc 0,42 | |
| EKTOR 4000 PILAR/GLOBE500 1L | AKILLE 4000 PILAR/GLOBE500 1L |
| G51.371.P10 | G51.421.P10 |
| Pcs 1 Kg 41 mc 0,39 | |

**EKTOR 3500/
GLOBE500**

G51.367.000

**AKILLE 3500/
GLOBE500**

G51.417.000

Pcs 1
Kg 35,1
mc 0,34

EKTOR 4000

AKILLE3500

AKILLE4000

5220
4520
4220

Ø 265

EKTOR4000

AKILLE3500

AKILLE4000

982

5220
4520
4220

Ø 265



POST



LAMPS POST URBAN MODERN URBAN REVIVAL URBAN CLASSIC SOLAR BULKHEAD FLOODLIGHT BRICKLIGHT IN-GROUND DOWNLIGHT UP&DOWN BOLLARD GARDEN CLASSIC GARDEN REVIVAL

POSTS

OUR COLLECTION

OUTDOOR lighting poles of a single piece without joints, made of shockproof composite material (steel-expanse-resin), UV-rays stabilized, rust and corrosion-free. Moulded colours in paste, no maintenance or painting required. Insulation class II. Available in many design options and different sizes from 0,7mt up to 6 mt high. Provided with suitable cage for ground fixation.

Pali per uso esterno fabbricati in un unico pezzo senza giunzioni. Realizzati in materiale composito antiurto (ferro-resina-poliuretano), stabilizzato ai raggi UV, inattaccabile da ruggine e corrosione. Colore stampato in pasta, non necessita di verniciatura. Classe di isolamento II. Disponibili in numerose varianti decorative e in diverse altezze da mt. 0,7 a mt. 6. Provvisti di gabbia per il fissaggio a terra.



MADE IN ITALY

METAL POST COVERED BY RESIN

Fumagalli **created** and developed a unique post technology, registered as **FUMATECH**. Fumatech technology grants to our lamps the same strength features of a metal post, combined with all the advantages in terms of rust and corrosion resistance that only a resin material can offer.

L'azienda Fumagalli ha **creato** e sviluppato un'esclusiva tecnologia per la fabbricazione dei pali, registrata come **FUMATECH**. La tecnologia FUMATECH assicura alle nostre lampade le medesime caratteristiche di solidità di un palo in metallo, con tutti i vantaggi in termini di resistenza alla ruggine e alla corrosione che solo la resina può offrire.



more details
at Pag.30



INNER METAL POLE STRUCTURE

Structural metal pole hot deep galvanized inside and outside by zinc bath immersion.

Palo strutturale in metallo galvanizzato a caldo sia all'interno che all'esterno tramite immersione in bagno di zinco.

EXPANSE



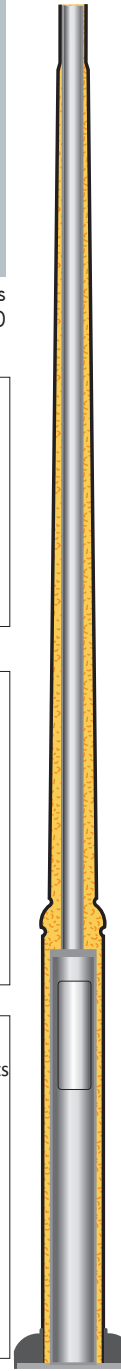
High Density rigid polyurethane provides lightweight and durable cohesion between the inner metal post and the outer resin cover.

Il poliuretano ad alta densità, rigido ma molto leggero, garantisce una coesione duratura nel tempo tra il palo interno in metallo e la copertura esterna in resina.

OUTER RESIN COVER

Outer coating of a single piece without joints made of shockproof resin material:
- Rust and corrosion-free
- Paste molded colors, UV stabilized
- Self-extinguishing on fire

*Rivestimento esterno in un unico pezzo fabbricato in resina antiurto:
- Inattaccabile da ruggine e corrosione
- Colori in pasta stabilizzati ai raggi UV
- Autoestinguente al fuoco*



MODULAR SYSTEM

Ø 60mm

All the connection hubs of FUMAGALLI poles and lanterns have a diameter of 60 mm; this unique feature allows many different possible combinations of complete lamps with the same components, for a big stock flexibility.

POST COLOURS

| CLASSIC | | REVIVAL | MODERN |
|--------------------------|-------------------------|---------|--------|
| BLACK | WHITE | BLACK | BLACK |
| ANTIQUE BRONZE (painted) | ANTIQUE GREEN (painted) | WHITE | WHITE |
| | | GREY | GREY |

POSTS

INSPECTION DOORS

for EKTOR and AKILLE posts

Inspection door opening:
340 x 80 mm

for EKTOR 2500 post

Inspection door opening:
340 x 80 mm

for KARMEI posts

Inspection door opening:
340 x 80 mm

for NEBO TABOR HOREB posts

Inspection door opening:
320 x 60 mm

for GIONA posts


Inspection door opening:
185 x 80 mm

The inspection door can be personalized with your own logo (available for EKTOR, AKILLE and KARMEI posts)

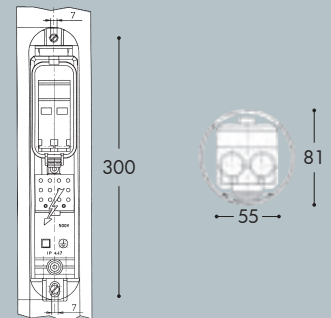
La porta di ispezione può essere personalizzata con il vostro LOGO (disponibile per i pali EKTOR, AKILLE e KARMEI)



Duble Insulation
4 x 16 mm²
3 - WAY



Fuse holder Ifo electric cc.10



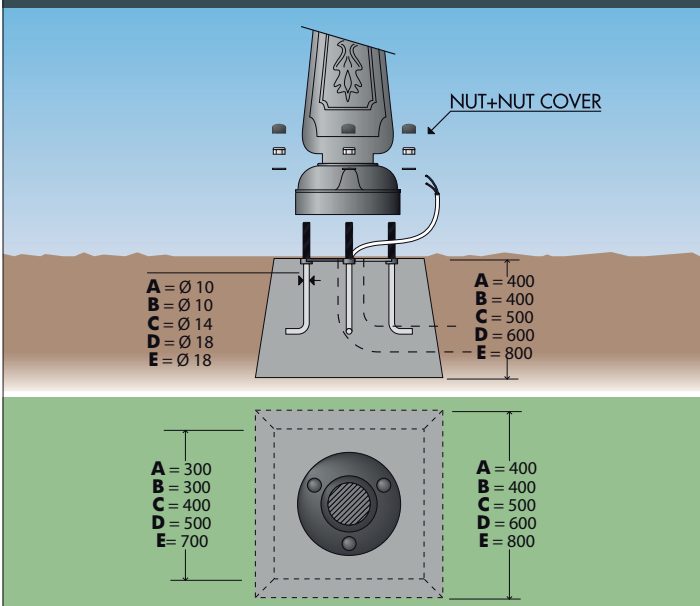
VERY EASY MAINTENANCE: IT'S ENOUGH TO CLEAN THE POST WITH SOME OIL TO KEEP IT AS BRIGHT AS NEW.



CLASSIC POST - FOUNDATION SYSTEM



SUGGESTED SIZES FOR CONCRETE FOUNDATION

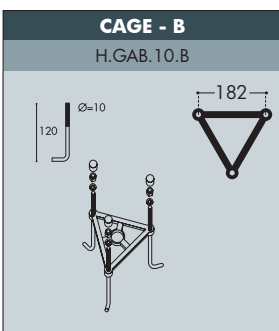
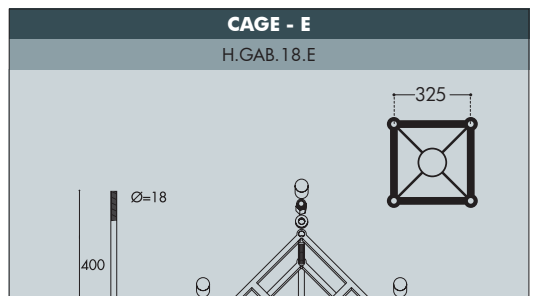
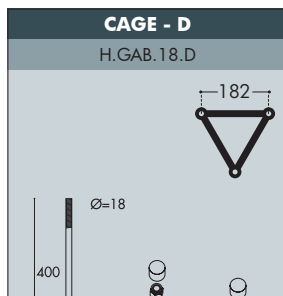
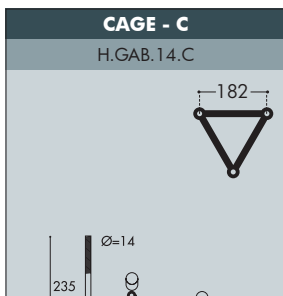
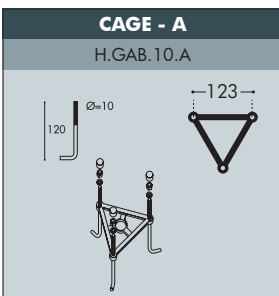


All Fumagalli poles are supplied with suitable cages for fixing into concrete foundations. The size of the cages and the size of the concrete foundation varies according to the high of the post.

Tutti i pali Fumagalli sono forniti complete di gabbie per il fissaggio a terra. Le dimensioni della gabbia e del plinto di cemento variano a secondo dell'altezza del palo.

The fixation system with two triangles allows the anchor bolts to be cemented perpendicularly to the ground. The second triangle has to be removed before installing the pole.

Il sistema di fissaggio con due triangoli assicura che i tiranti vengano affogati nel cemento in maniera perfettamente perpendicolare rispetto al terreno. Il secondo triangolo deve essere rimosso prima di procedere al fissaggio del palo.



CLASSIC POSTS

CLASSIC POST COLLECTION



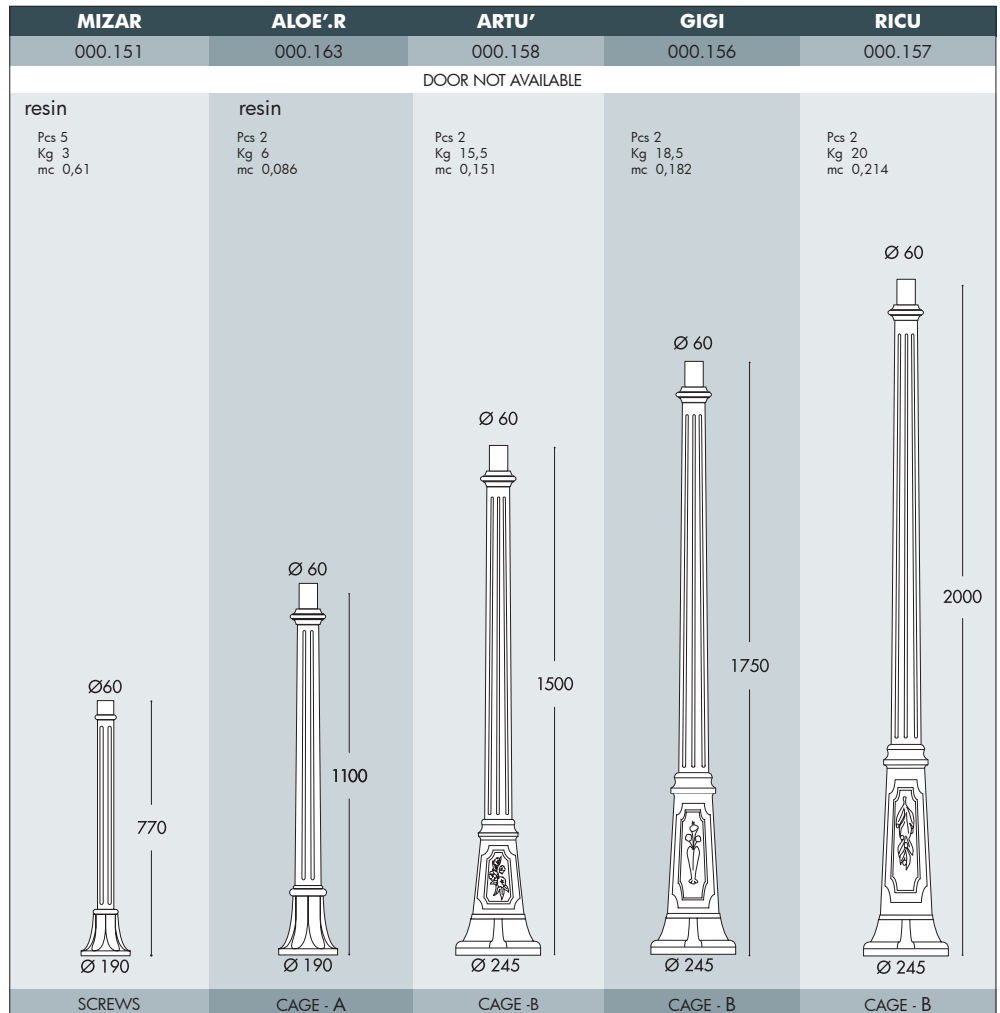
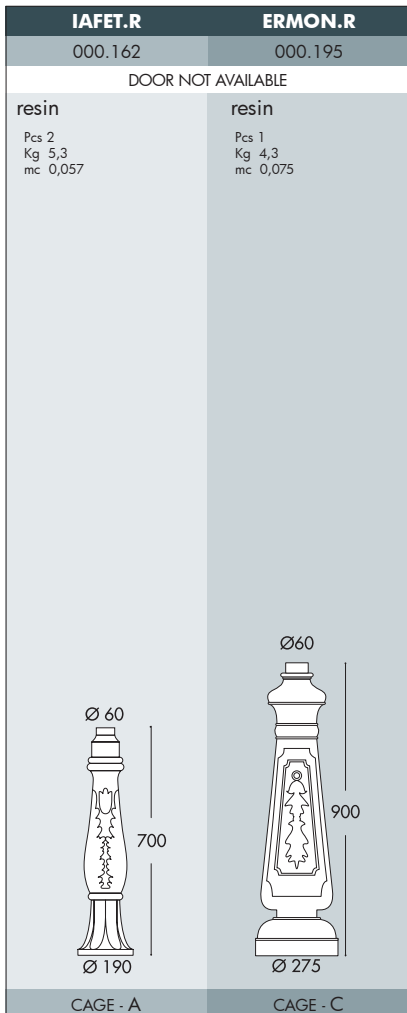
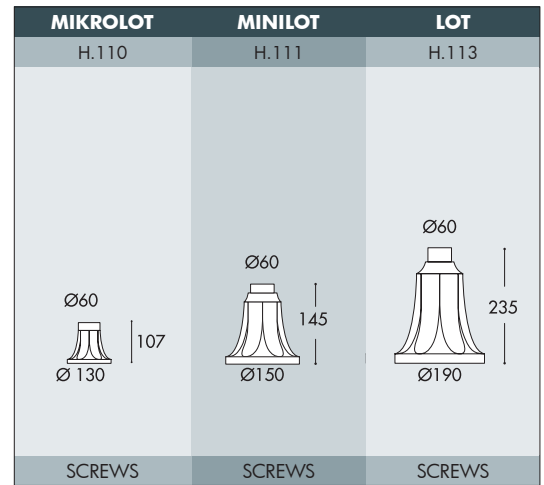
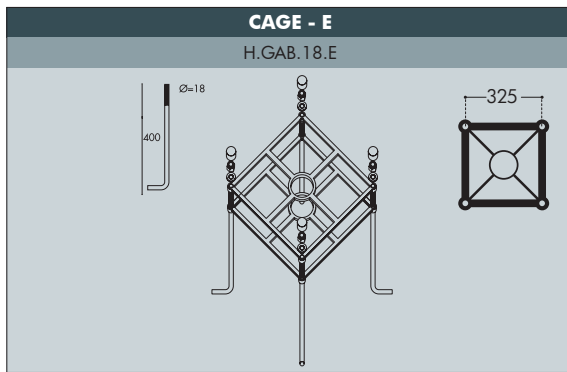
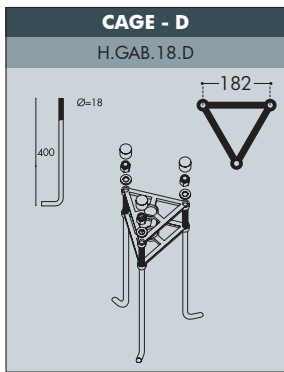
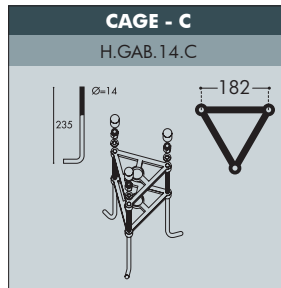
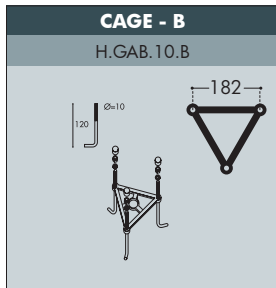
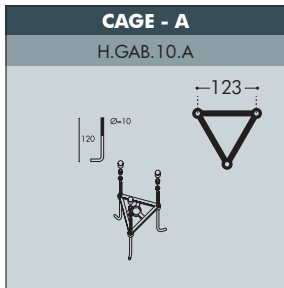
Each post is supplied with the suitable cage or screws for fixation.

Colours available for the CLASSIC range are the following:

Moulded colours: **Black - White**

Painted Colours: **Antique Green - Antique Bronze**

WITHOUT DOOR
WITH DOOR
WITH DOOR AND BOX



| NEBO | | | TABOR | | | HOREB | | | KARMEL 3000 | | | KARMEL 3500 | | | KARMEL 4000 | | | GIONA 4000* | | | GIONA 4500* | | | GIONA 5000* | | | | | | | | |
|----------------------------|------------------------------|----------------------------|------------------------------|----------------------------|------------------------------|----------------------------|----------------------------|----------------------------|------------------|---------|---------|-------------|---------|---------|-------------|---------|---------|------------------|---------|---------|-------------|---------|---------|-------------|---------|---------|---------|---------|---------|---------|---------|---------|
| 000.201 | 000.204 | 000.207 | 000.201 | 000.204 | 000.207 | 000.201 | 000.204 | 000.207 | 000.231 | 000.234 | 000.237 | 000.231 | 000.234 | 000.237 | 000.231 | 000.234 | 000.237 | 000.221 | 000.224 | 000.227 | 000.221 | 000.224 | 000.227 | 000.221 | 000.224 | 000.227 | 000.221 | 000.224 | 000.227 | 000.221 | 000.224 | 000.227 |
| 000.202 | 000.205 | 000.208 | 000.202 | 000.205 | 000.208 | 000.202 | 000.205 | 000.208 | 000.232 | 000.235 | 000.238 | 000.232 | 000.235 | 000.238 | 000.232 | 000.235 | 000.238 | 000.222 | 000.225 | 000.228 | 000.222 | 000.225 | 000.228 | 000.222 | 000.225 | 000.228 | 000.222 | 000.225 | 000.228 | 000.222 | 000.225 | 000.228 |
| 000.203 | 000.206 | 000.209 | 000.203 | 000.206 | 000.209 | 000.203 | 000.206 | 000.209 | 000.233 | 000.236 | 000.239 | 000.233 | 000.236 | 000.239 | 000.233 | 000.236 | 000.239 | 000.223 | 000.226 | 000.229 | 000.223 | 000.226 | 000.229 | 000.223 | 000.226 | 000.229 | 000.223 | 000.226 | 000.229 | 000.223 | 000.226 | 000.229 |
| DOOR IS OPTIONAL | | | | | | | | | DOOR IS OPTIONAL | | | | | | | | | DOOR IS OPTIONAL | | | | | | | | | | | | | | |
| Pcs 1 Kg 21 mc 0,135 | Pcs 1 Kg 25,5 mc 0,164 | Pcs 1 Kg 28 mc 0,190 | Pcs 1 Kg 25,5 mc 0,167 | Pcs 1 Kg 28 mc 0,193 | Pcs 1 Kg 30,5 mc 0,220 | Pcs 1 Kg 55 mc 0,744 | Pcs 1 Kg 58 mc 0,871 | Pcs 1 Kg 60 mc 0,968 | | | | | | | | | | | | | | | | | | | | | | | | |
| | | | | | | | | | | | | | | | | | | | | | | | | | | | | | | | | |
| CAGE - C | CAGE - C | CAGE - C | CAGE - C | CAGE - C | CAGE - D | CAGE - E | CAGE - E | CAGE - E | | | | | | | | | | | | | | | | | | | | | | | | |

*available in black colour only

CLASSIC POSTS

CLASSIC POST TOP SYSTEMS

FULLY MODULAR

Ø 60mm

All the connection hubs of FUMAGALLI poles and lanterns have a diameter of 60 mm; this unique feature allows many different possible combinations of complete lamps with the same components, for a big stock flexibility.

I terminali di connessione dei pali e delle lanterne FUMAGALLI hanno sempre un diametro di 60 mm; questa caratteristica unica permette svariate combinazioni di lampade complete con i medesimi componenti per una grande flessibilità di magazzino.

BISSO SYSTEM

| BISSO SYSTEM 2L 000.000.S20 | BISSO SYSTEM 2 + 1 000.000.S21 | BISSO SYSTEM 3L 000.000.S30 | BISSO SYSTEM 3 + 1 000.000.S31 |
|--------------------------------|-----------------------------------|--------------------------------|-----------------------------------|
| 550 | 550 | 470 | 470 |
| | | | |

OFIR SYSTEM










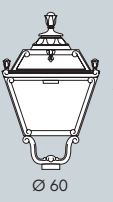
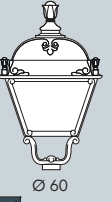
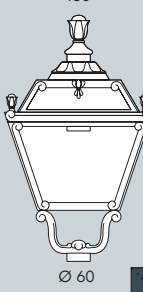
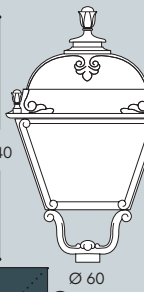





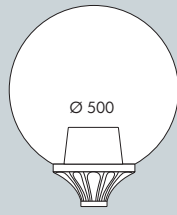
| OFIR SYSTEM 2L 000.000.R20 | OFIR SYSTEM 2 + 1 000.000.R21 | OFIR SYSTEM 3L 000.000.R30 | OFIR SYSTEM 3 + 1 000.000.R31 |
|-------------------------------|----------------------------------|-------------------------------|----------------------------------|
| 650 | 650 | 560 | 560 |
| | | | |

ADAM SYSTEM

| ADAM SYSTEM 2L 000.000.M20 | ADAM SYSTEM 2 + 1 000.000.M21 | ADAM SYSTEM 3L 000.000.M30 | ADAM SYSTEM 3 + 1 000.000.M31 |
|-------------------------------|----------------------------------|-------------------------------|----------------------------------|
| 1050 | 1050 | 900 | 900 |
| | | | |

ARON SYSTEM

| ARON SYSTEM 1L 000.000.N10 | ARON SYSTEM 2L 000.000.N20 | ARON SYSTEM 4L 000.000.N40 |
|-------------------------------|-------------------------------|-------------------------------|
| 950 | 1900 | 1900 |
| | | |

| | SMALL SIZE | | MEDIUM SIZE | | LARGE SIZE | | GRAND SIZE | |
|--------------------|---|---|---|---|---|--|--|--|
| HEXAGONAL LANTERNS | ANNA E22.000 | SABA K22.000 | RUT E26.000 | SALEM K26.000 | NOEMI E35.000 | SILOE K35.000 | | |
| |  |  |  |  |  |  | | |
| | 220 | 220 | 260 | 260 | 350 | 350 | | |
| | 310 | 320 | 410 | 410 | 530 | 530 | | |
| SQUARE LANTERNS | MARY Q18.000 | GOLIA Q23.000 | CEFA U23.000 | TOBIA Q33.000 | SIMON U33.000 | ELIA Q43.000 | PIETRO U43.000 | |
| |  |  |  |  |  |  |  | |
| | 180 | 230 | 230 | 330 | 330 | 430 | 430 | |
| | 290 | 360 | 380 | 520 | 560 | 740 | 770 | |
| HALF LANTERNS | IESSE M22.000 | | | DARIA M28.000 | | | | |
| |  | | |  | | | | |
| | 130 | | | 143 | | | | |
| | 350 | | | 515 | | | | |
| GLOBES | GLOBE 250 CLASSIC G25.B25 | GLOBE 300 CLASSIC G30.B30 | GLOBE 400 CLASSIC G40.B40 | GLOBE 500 CLASSIC G50.B50 | | | | |
| |  |  |  |  | | | | |
| | Ø250 | Ø300 | Ø400 | Ø500 | | | | |
| | 260 | 310 | 530 | 630 | | | | |

MODERN POSTS

MODERN POST COLLECTION

Each post is supplied with the suitable cage or screws for fixation.

Moulded Colours available for the MODERN poles are the following:

For ARGO, FEBO and ENEA posts: **Black**

For EKTOR and AKILLE posts: **Black - White - Grey**

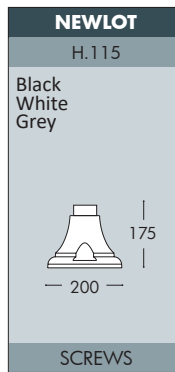
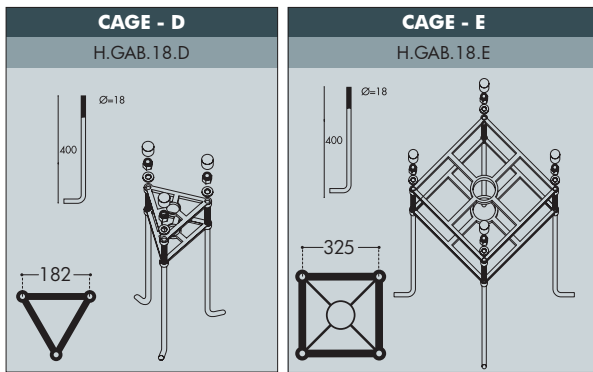
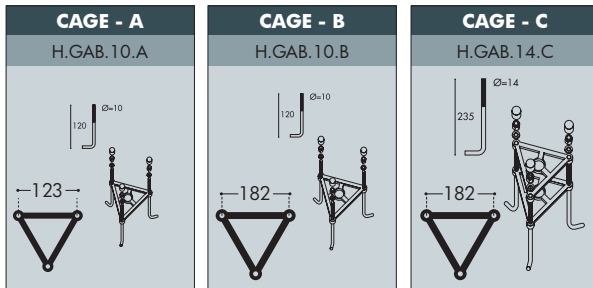
| | AKILLE 3000 | AKILLE 3500 | AKILLE 4000 |
|-------------------|-------------|-------------|-------------|
| WITHOUT DOOR | 000.414 | 000.417 | 000.421 |
| WITH DOOR | 000.415 | 000.418 | 000.422 |
| WITH DOOR AND BOX | 000.416 | 000.419 | 000.423 |

DOOR IS OPTIONAL

Pcs 1
Kg 277
mc 0,159

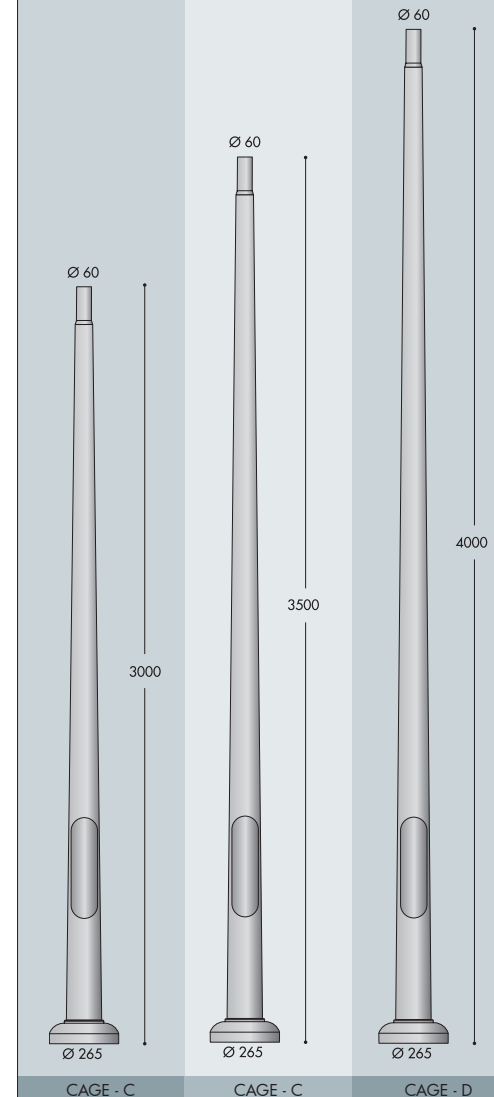
Pcs 1
Kg 31,1
mc 0,185

Pcs 1
Kg 34,5
mc 0,212



| ARGO 300 | ARGO 500 | ARGO 800 | FEBO1500 |
|------------------------------|------------------------------|------------------------------|------------------------------|
| 000.255 | 000.256 | 000.257 | 000.263 |
| DOOR NOT AVAILABLE | | | |
| resin | resin | resin | |
| Pcs 2 Kg 1,28 mc 0,025 | Pcs 2 Kg 1,69 mc 0,035 | Pcs 2 Kg 2,26 mc 0,057 | Pcs 2 Kg 9,80 mc 0,148 |
| | | | |
| SCREWS | SCREWS | SCREWS | CAGE - A |

| ENEA 2000 | ENEA 2400 |
|---------------------------|----------------------------|
| 000.264 | 000.265 |
| DOOR NOT AVAILABLE | |
| Pcs 1 Kg 8 mc 0,111 | Pcs 1 Kg 10 mc 0,132 |
| | |
| CAGE - A | CAGE - A |

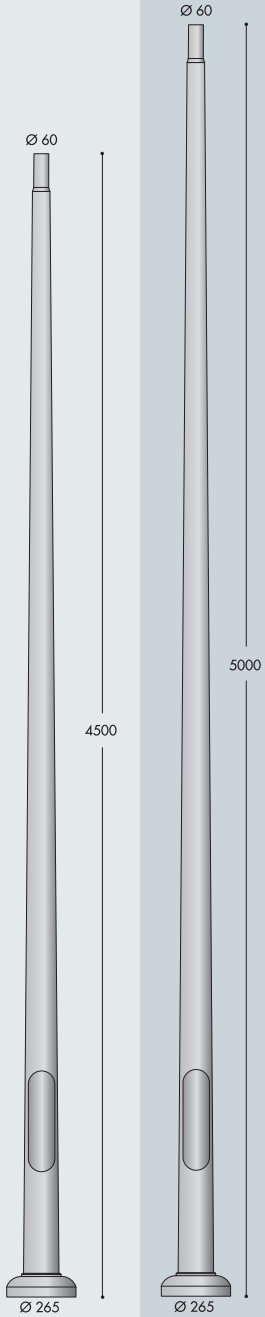


| AKILLE 4500 | AKILLE 5000 |
|-------------|-------------|
| 000.424 | 000.427 |
| 000.425 | 000.428 |
| 000.426 | 000.429 |

DOOR IS OPTIONAL

Pcs 1
Kg 40
mc 0,238

Pcs 1
Kg 45,5
mc 0,265



| EKTOR 2500 | EKTOR 3000 | EKTOR 3500 | EKTOR 4000 | EKTOR 4500 | EKTOR 5000 | EKTOR 6000 |
|------------|------------|------------|------------|------------|------------|------------|
| 000.361 | 000.364 | 000.367 | 000.371 | 000.374 | 000.377 | 000.384 |
| 000.362 | 000.365 | 000.368 | 000.372 | 000.375 | 000.378 | 000.385 |
| 000.363 | 000.366 | 000.369 | 000.373 | 000.376 | 000.379 | 000.386 |

DOOR IS OPTIONAL

Pcs 1
Kg 24,3
mc 0,159

Pcs 1
Kg 27,7
mc 0,159

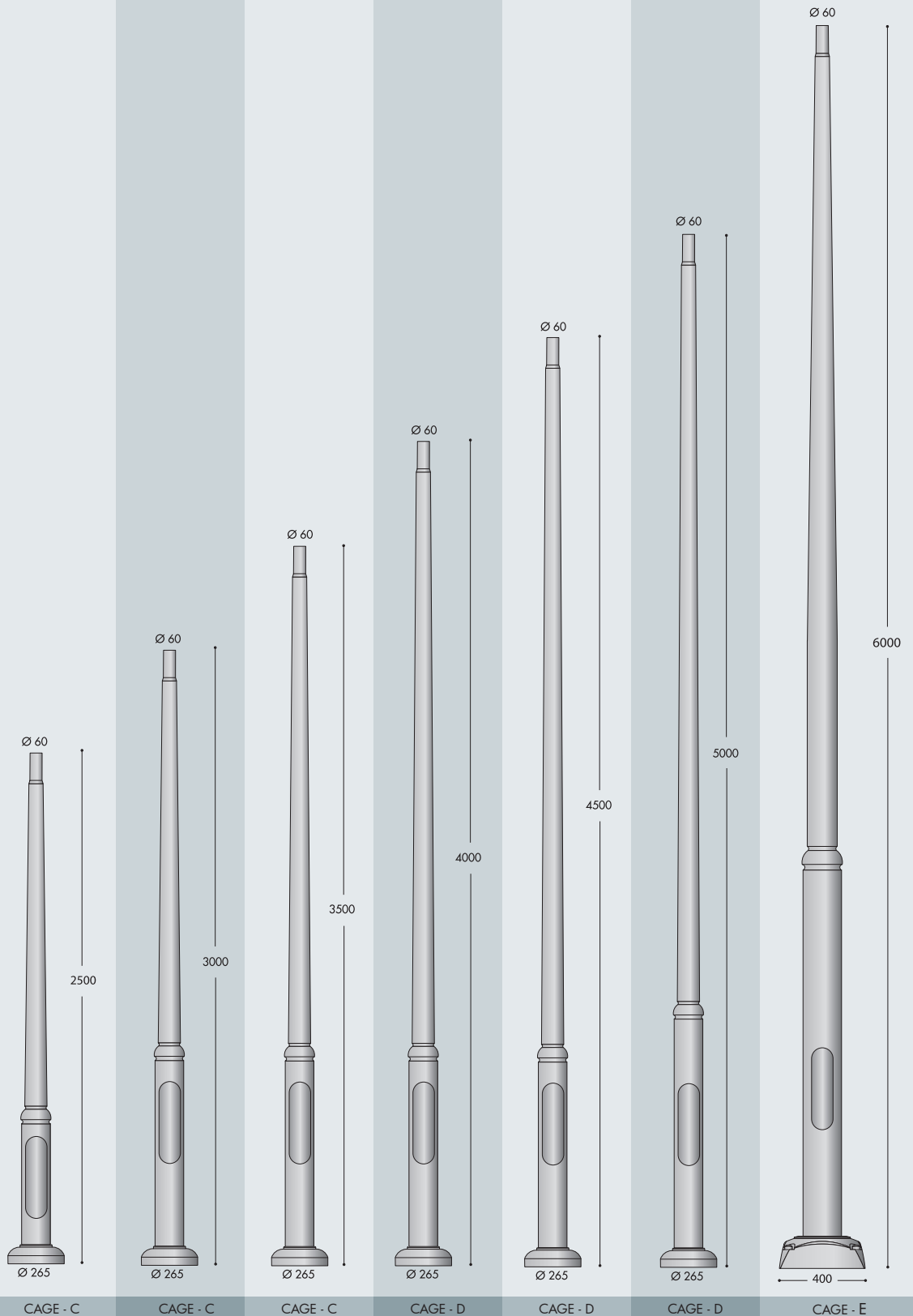
Pcs 1
Kg 31,1
mc 0,185

Pcs 1
Kg 34,5
mc 0,212

Pcs 1
Kg 40
mc 0,238

Pcs 1
Kg 45,5
mc 0,265

Pcs 1
Kg 75
mc 1,21



MODERN POSTS

MODERN POST TOP SYSTEMS



FULLY MODULAR

All the connection hubs of FUMAGALLI poles and lanterns have a diameter of 60 mm; this unique feature allows many different possible combinations of complete lamps with the same components, for a big stock flexibility.

I terminali di connessione dei pali e delle lanterne FUMAGALLI hanno sempre un diametro di 60 mm; questa caratteristica unica permette svariate combinazioni di lampade complete con i medesimi componenti per una grande flessibilità di magazzino.

| GIORGIO | ROSA |
|----------------------------|----------------------------|
| 4P2.000.G10 4P1.000.G10 | 4P2.000.G20 4P1.000.G20 |
| | |

| MIDIPILEAR SYSTEM | | |
|----------------------|----------------------|----------------------|
| MIDIPILEAR SYSTEM 1L | MIDIPILEAR SYSTEM 2L | MIDIPILEAR SYSTEM 3L |
| 000.000.A10 | 000.000.A20 | 000.000.A30 |
| | | |

| PILAR SYSTEM | |
|-----------------|-----------------|
| PILAR SYSTEM 1L | PILAR SYSTEM 2L |
| 000.000.P10 | 000.000.P20 |
| | |




| LARGE SIZE | | GRAND SIZE | |
|--|--|--|--|
| <p>REMO 400 R50.000</p> <p>Ø480</p> | <p>GINO 400 F50.000</p> <p>Ø480</p> | <p>REMO 500 R60.000</p> <p>Ø600</p> | <p>GINO 500 F60.000</p> <p>Ø600</p> |
| <p>BEPPE 400 P50.000</p> <p>Ø480</p> | <p>ECOBEPPE 400 EP5.000</p> <p>Ø480</p> | <p>BEPPE 500 P60.000</p> <p>Ø600</p> | <p>ECOBEPPE 500 EP6.000</p> <p>Ø600</p> |
| <p>VIVI 400 V50.000</p> <p>Ø480</p> | <p>ECOVIVI 400 EV4.000</p> <p>Ø480</p> | <p>VIVI 500 V60.000</p> <p>Ø600</p> | <p>ECOVIVI 500 EV6.000</p> <p>Ø600</p> |
| <p>GLOBE 250 MODERN G26.B26</p> <p>Ø250</p> | <p>GLOBE 300 MODERN G31.B31</p> <p>Ø300</p> | <p>GLOBE 400 MODERN G41.B40</p> <p>Ø400</p> | <p>GLOBE 500 MODERN G51.B50</p> <p>Ø500</p> |

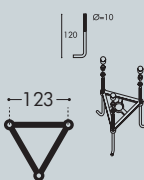
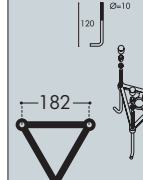
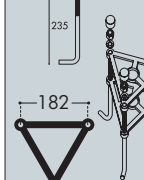
REVIVAL POSTS


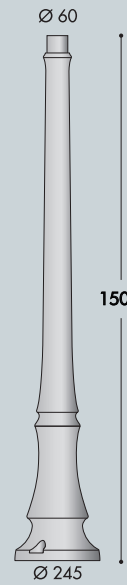
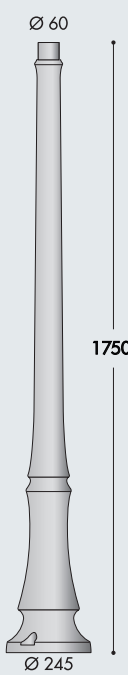
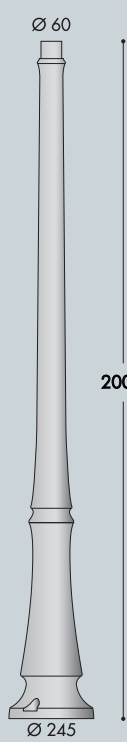
REVIVAL POST COLLECTION


Each post is supplied with the suitable cage or screws for fixation.

Moulded Colours available for the REVIVAL poles are: **Black - White - Grey**

| | | |
|---|---|---|
| DISMA H.114 | MIDIDISMA H.116 | MAXIDISMA H.117 |
| Black White Grey | Black White Grey | Black White Grey |
|  |  |  |
| SCREWS | SCREWS | SCREWS |

| | | |
|---|--|--|
| CAGE - A H.GAB.10.A | CAGE - B H.GAB.10.B | CAGE - C H.GAB.14.C |
|  |  |  |

| | | | |
|---|---|---|---|
| GIAFFA 000.242 | DANILO 000.305 | DINO 000.306 | EMILIO 000.307 |
| DOOR NOT AVAILABLE | DOOR NOT AVAILABLE | | |
| resin Pcs 5 Kg 3 mc 0,61 | Pcs 1 Kg 15 mc 0,151 | Pcs 2 Kg 15,8 mc 0,182 | Pcs 2 Kg 17 mc 0,214 |
|  |  |  |  |
| SCREWS | CAGE - B | CAGE - B | CAGE - B |

| |
|--|
| VANNI 2500 000.310 |
| DOOR NOT AVAILABLE |
| Pcs 1 Kg 24 mc 0,159 |
|  |
| CAGE - C |

FULLY MODULAR

All the connection hubs of FUMAGALLI poles and lanterns have a diameter of 60 mm; this unique feature allows many different possible combinations of complete lamps with the same components, for a big stock flexibility.


I terminali di connessione dei pali e delle lanterne FUMAGALLI hanno sempre un diametro di 60 mm; questa caratteristica unica permette svariate combinazioni di lampade complete con i medesimi componenti per una grande flessibilità di magazzino.

| SMALL SIZE | MEDIUM SIZE | LARGE SIZE | HALF LANTERN |
|--|--|--|-----------------------------|
| ROBY T20.000 | DARIO T24.000 | SERGIO T33.000 T35.000 * * FLAT DIFFUSER | FABIO M20.000 |
| GLOBE 250 MODERN G26.B26 | GLOBE 300 MODERN G31.B31 | | |

| NARDO SYSTEM | | |
|---|---|---|
| NARDO SYSTEM 1L 000.000.D10 | NARDO SYSTEM 2L 000.000.D20 | NARDO SYSTEM 3L 000.000.D30 |

| IOLE SYSTEM | | |
|--|--|--|
| IOLE SYSTEM 1L 000.000.E10 | IOLE SYSTEM 2L 000.000.E20 | IOLE SYSTEM 3L 000.000.E30 |





LAMPS


- LAMPS
- POST
- URBAN MODERN
- URBAN REVIVAL
- URBAN CLASSIC
- SOLAR
- BULKHEAD
- FLOODLIGHT
- BRICKLIGHT
- IN-GROUND
- DOWNLIGHT
- UP&DOWN
- BOLLARD
- GARDEN CLASSIC
- GARDEN REVIVAL

FUMAGALLI LED LAMPS

MODULAR SYSTEM



Innovative **TÜV certified LED lamps** with standard E27, GX53 ,R7s, GU10 or G9 lamp holder to get a very efficient LED lighting system. Heatsink and driver are built-in the lamps. LED modules can be easily replaced without the help of a qualified technician. Available in different wattage versions and color temperature. Moreover combining in series Fumagalli GX53 lamps you get a powerful and efficient public lighting system both on classic and modern luminaries.



BENEFITS:

- **COST SAVING:** long-life and efficient LED light sources.
- **BUILT-IN DRIVER:** quick and easy lamp replacement.
- **GREAT FLEXIBILITY:** standard lamp holder.
- **FUTURE-PROOFED LUMINARIES:** performances easy to upgrade to latest technology developments.
- **SUITABLE FOR OUTDOOR USE:** driver fully protected against heat and humidity by silicone paste.
- **TÜV CERTIFIED QUALITY:** Production monitored, CE marked, LVD and EMC tested, in compliance with the European Ecodesign Directive (ERP) and with RoHS and REACH directives. CB certified.



Power surges resistant

- **Wide voltage range (100-240V)** to protect the driver both from voltage droop and voltage overshoot, which are quite frequent in case of outdoor installations.
- **Double 400V capacitors** and multiple resistances to withstand power surges.
- **Silicone paste** to avoid – in case of voltage swings- the vibration of the electronic components of the driver and the consequent risk of components unsoldering.



Heat resistant - Working temperature -30°+80°C

- **Gold wire bonding:** Chips connected by pure gold wires, which are able to withstand at the highest and lowest temperatures and at temperature fluctuations between day and night. The gold wire bonding can grant a lumens maintenance factor > 80%.
- **Silicone paste:** Thermoconductive silicone paste with metal powder inside for helping heat dissipation and avoid overheating problems and for protecting the electronic components in case of high and low temperatures.



Humidity resistant - Weatherproof driver for a longer lifetime

- **Silicone paste:** The driver is fully enclosed in a special silicone paste, which ensures the highest driver protection against moisture and humidity up to 90%, both unavoidable in outdoor installations.

LVD
TESTED

LVD Certificate: Fumagalli lamps fulfil the Low Voltage Directive 2014/35/EU, therefore are CE marked and comply with safety requirements like protection against electrical shock, moisture and heat resistance, resistance to flame and ignition.

EMC
TESTED

EMC Certificate: Fumagalli lamps meet the Electromagnetic Compatibility Directive 2014/30/EU and its amendments.

NEW
ERP

New ERP Attestation of conformity: Fumagalli lamps fulfil the NEW European Ecodesign Directive EU 2019/2020, which sets stricter energy efficiency requirements, new verification tolerances and other factors such as bulb lifetime and warm-up time.

CB
IECEE CB
SCHEME

IECEE CB Certificate: Fumagalli lamps meet the International System for Conformity and Certification of Electrotechnical Equipment allowing direct market access in more than 50 countries all over the world.

RoHS
REACH
COMPLIANT

RoHS REACH compliant: Fumagalli lamps fulfil the RoHS (Restriction of Hazardous Substances) directive 2011/65/EU and its amendments and the REACH regulation (EC) No. 1907/2006, regarding the concentration of Very High Concern Substances (SVHC).



Tested according to :
EN 62560:2012/A1: 2015
IEC/TR 62778:2014
EN 62493:2015



SOLAR MODULE

TÜV- CB CERTIFIED LED MODULES



BATTERY ACTIVATION BOTTON

SOLAR PANEL

- Panel 2W/5V
- Monocrystalline
- Antishock tempered glass
- UV rays treated.

MATERIAL

- PC material suitable for outdoor use
- UV rays stabilized
- Anti shock

REPLACEABLE BATTERY

- Quick and easy battery replacement
- LiFePO4 IFR 26650 3,4Ah-3,2V
- No risk of explosion



PIR SENSOR

- Detection angle **120°**
- Fields of detection up to **5m**
- Active for 25 sec.



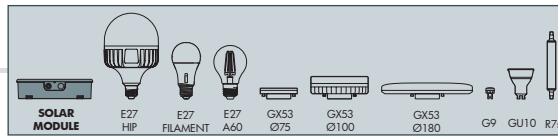
LENS

- Frosted color lens reducing dazzle.
- Made of UV rays stabilized resin material to avoid yellowing process.
- Very compact and slim design for a better light distribution and for improving the light efficiency.

LED

- Power absorption of the led plate 2,7W (at 100% light)
- LED chips connected by pure **gold wires** able to withstand at the highest and lowest temperatures and granting a **lumens maintenance factor > 80%**.
- SMD 2835 LED.
- 4000K CRI>80





| SOLAR MODULE | | | | | | | | | | | | |
|---|---|---|-------------|----------|--------------------------|------|------|-----|----------|----------|--------|--------|
| <p>IP65</p> | <p>SIZE</p> | | | | | | | | | | | |
| | <p>ENERGY SAVING MODE</p> <table border="1"> <tr> <td>LUMEN</td> <td>20</td> </tr> <tr> <td>AUTONOMY</td> <td>46h</td> </tr> </table> | LUMEN | 20 | AUTONOMY | 46h | | | | | | | |
| LUMEN | 20 | | | | | | | | | | | |
| AUTONOMY | 46h | | | | | | | | | | | |
| <p>FULL POWER MODE</p> <table border="1"> <tr> <td>LUMEN</td> <td>280</td> </tr> <tr> <td>ACTIVE TIME</td> <td>25 sec</td> </tr> </table> | LUMEN | 280 | ACTIVE TIME | 25 sec | | | | | | | | |
| LUMEN | 280 | | | | | | | | | | | |
| ACTIVE TIME | 25 sec | | | | | | | | | | | |
| <p>SOLAR PANEL</p> | <p>5V/2W</p> <p>Monocrystalline</p> <p>Antishock material</p> | | | | | | | | | | | |
| <p>CHARGING TIME</p> | <p>6h</p> | | | | | | | | | | | |
| <p>REPLACEABLE BATTERY</p> | <p>LiFePO4 IFR26650E3400, 3.2V</p> <p>No Risk of explosion</p> <p>Longer Lifetime</p> | | | | | | | | | | | |
| <p>PIR SENSOR</p> | <p>Detection angle 120°</p> <p>Fields of detection up to 5 mt</p> <p>Active for 25 sec.</p> | | | | | | | | | | | |
| | <p>CE CB</p> <p>LVD EMC ERP</p> | <table border="1"> <tr> <td>1 CIRCUITS</td> <td>SMD 2835</td> </tr> <tr> <td>COLOR RENDERING INDEX RA</td> <td>> 80</td> </tr> <tr> <td>SDCM</td> <td>< 6</td> </tr> <tr> <td>LIFETIME</td> <td>30.000 h</td> </tr> <tr> <td>KELVIN</td> <td>4000 K</td> </tr> </table> | 1 CIRCUITS | SMD 2835 | COLOR RENDERING INDEX RA | > 80 | SDCM | < 6 | LIFETIME | 30.000 h | KELVIN | 4000 K |
| 1 CIRCUITS | SMD 2835 | | | | | | | | | | | |
| COLOR RENDERING INDEX RA | > 80 | | | | | | | | | | | |
| SDCM | < 6 | | | | | | | | | | | |
| LIFETIME | 30.000 h | | | | | | | | | | | |
| KELVIN | 4000 K | | | | | | | | | | | |
| | <p>REF. CODE</p> | <p>H2.LED.SOL.4K</p> | | | | | | | | | | |

GARDEN REVIVAL
GARDEN CLASSIC
GARDEN BOLLARD
UP&DOWN
DOWNLIGHT
IN-GROUND
BRICKLIGHT
FLOODLIGHT
BULKHEAD
SOLAR
URBAN CLASSIC
URBAN REVIVAL
URBAN MODERN
POST
LAMPS

E27 HIGH POWER LED

TÜV- CB CERTIFIED LED MODULES



SILICONE PROTECTION

DRIVER



INDOOR & OUTDOOR USE

-30 +80 °C 90% HUMIDITY

VOLTAGE SURGE RESISTANT



GOLD WIRE BONDING

- LED chips connected by pure **gold wires** able to withstand at the highest and lowest temperatures and granting a **lumens maintenance factor > 80%**.
- SMD 3528.




LENS

- Opal color lens reducing dazzle.
- Made of UV stabilized resin material to avoid yellowing process.
- Special lens design for a better light distribution.




THERMOCONDUCTIVE SILICONE PASTE

- To protect the driver against moisture and humidity up to **90%**, granting a longer product lifetime
- To help heat dissipation thanks to the metal powder inside the paste, granting **-30°+80°C** working temperature.
- To avoid the vibration and the unsoldering of the electronic components of the driver.




HEATSINK

- Made by white painted aluminum.
- Special design to grant a correct heat dissipation.




DRIVER 100-240V

- IC isolated driver technology.
- Wide voltage range: **100-240V** +/- 10% tolerance to protect the driver both from voltage droop and voltage overshoot.
- Double 400V capacitors** and multiple resistances to withstand power surges.

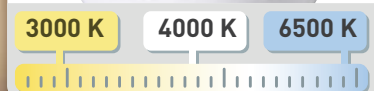



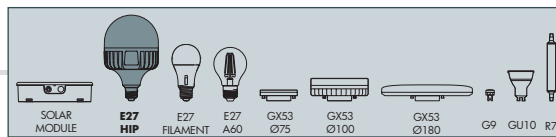
CCT SETTABLE


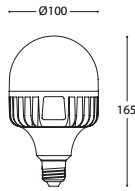


- Switch settable in two different positions, to select the desired Kelvin temperature (3000K, 4000K) and get a customized ambiance.
- 3000k and 4000K led chips on 2 separate circuits to grant SDCM < 6.


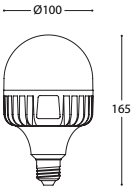




3000 K **4000 K** **6500 K**



| E27 HIGH POWER LED - CCT SETTABLE | | | | | |
|--|-------------------------|---|--------|---------|--------|
|  | POWER | 15 W | | | |
| | LUMINOUS FLUX (Φ TOTAL) | <table border="1"> <tr> <td>3000 K</td> <td>1545 lm</td> </tr> <tr> <td>4000 K</td> <td>1690 lm</td> </tr> </table> | 3000 K | 1545 lm | 4000 K |
| 3000 K | 1545 lm | | | | |
| 4000 K | 1690 lm | | | | |
|  | SIZE & SOCKET | E27 | | | |
| <div style="display: flex; justify-content: space-between;"> <div style="width: 30%;"> <p>CCT SETTABLE</p> <p>3000 K 4000 K</p> <p>SDCM <6</p> </div> <div style="width: 30%;">  <p>COMPLY WITH: EU 2019/2015 EU 2019/2020</p> </div> <div style="width: 30%;">  <p>IECEE CB CERTIFICATE: SG PSB-LE-03835</p> </div> </div> <div style="margin-top: 10px;"> <p>SILICONE PROTECTION DRIVER</p> <p>INDOOR & OUTDOOR USE</p> <p>-30 +80 °C 90% HUMIDITY</p> <p>VOLTAGE SURGE RESISTANT</p> </div> | VOLTAGE | 100-240 V | | | |
| | FREQUENCY | 50/60 Hz | | | |
| | DISPLACEMENT FACTOR | >0,7 | | | |
| | PSTLM (NO FLICKER) | <1 | | | |
| | SVM | 0,4 | | | |
| | CRI | > 80 | | | |
| | SDCM | <6 | | | |
| | SWITCHING CYCLE | 30.000 | | | |
| | WARM UP TIME | < 0,5" | | | |
| | LIFETIME | 25.000 h | | | |
| | EFFICIENCY CLASS | F | | | |
| | REF. CODE | H3.LED.HIP.CCT | | | |

| E27 HIGH POWER LED - CCT SETTABLE | | | | | |
|--|-------------------------|---|--------|---------|--------|
|  | POWER | 30W | | | |
| | LUMINOUS FLUX (Φ TOTAL) | <table border="1"> <tr> <td>3000 K</td> <td>3325 lm</td> </tr> <tr> <td>4000 K</td> <td>3620 lm</td> </tr> </table> | 3000 K | 3325 lm | 4000 K |
| 3000 K | 3325 lm | | | | |
| 4000 K | 3620 lm | | | | |
|  | SIZE & SOCKET | E27 | | | |
| <div style="display: flex; justify-content: space-between;"> <div style="width: 30%;"> <p>CCT SETTABLE</p> <p>3000 K 4000 K</p> <p>SDCM <6</p> </div> <div style="width: 30%;">  <p>COMPLY WITH: EU 2019/2015 EU 2019/2020</p> </div> <div style="width: 30%;">  <p>IECEE CB CERTIFICATE: SG PSB-LE-03834</p> </div> </div> <div style="margin-top: 10px;"> <p>SILICONE PROTECTION DRIVER</p> <p>INDOOR & OUTDOOR USE</p> <p>-30 +80 °C 90% HUMIDITY</p> <p>VOLTAGE SURGE RESISTANT</p> </div> | VOLTAGE | 100-240 V | | | |
| | FREQUENCY | 50/60 Hz | | | |
| | DISPLACEMENT FACTOR | >0,9 | | | |
| | PSTLM (NO FLICKER) | <1 | | | |
| | SVM | 0,4 | | | |
| | CRI | > 80 | | | |
| | SDCM | <6 | | | |
| | SWITCHING CYCLE | 30.000 | | | |
| | WARM UP TIME | < 1" | | | |
| | LIFETIME | 25.000 h | | | |
| | EFFICIENCY CLASS | E | | | |
| | REF. CODE | H2.LED.HIP.CCT | | | |

GARDEN REVIVAL
GARDEN CLASSIC
BOLLARD
UP&DOWN
DOWNLIGHT
IN-GROUND
BRICKLIGHT
FLOODLIGHT
BULKHEAD
SOLAR
URBAN CLASSIC
URBAN REVIVAL
URBAN MODERN
POST
LAMPS

E27 HIGH POWER LED

TÜV- CB CERTIFIED LED MODULES



SILICONE PROTECTION

DRIVER



INDOOR & OUTDOOR USE

-30 +80 °C 90% HUMIDITY

VOLTAGE SURGE RESISTANT



GOLD WIRE BONDING

- LED chips connected by pure **gold wires** able to withstand at the highest and lowest temperatures and granting a **lumens maintenance factor > 80%**.
- SMD 3528.





LENS

- Opal color lens reducing dazzle.
- Made of UV stabilized resin material to avoid yellowing process.
- Special lens design for a better light distribution.



HEATSINK

- Made by white painted aluminum.
- Special design to grant a correct heat dissipation.





DRIVER 100-240V

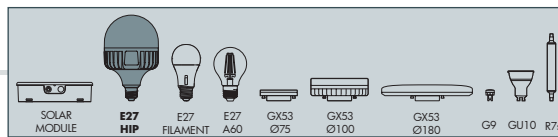
- IC isolated driver technology.
- Wide voltage range: **100-240V** +/- 10% tolerance to protect the driver both from voltage droop and voltage overshoot.
- **Double 400V capacitors** and multiple resistances to withstand power surges.


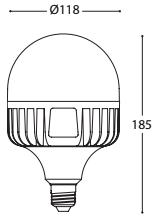




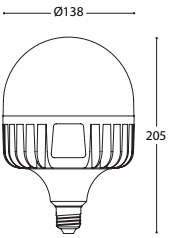


THERMOCONDUCTIVE SILICONE PASTE

- To protect the driver against moisture and humidity up to **90%**, granting a longer product lifetime
- To help heat dissipation thanks to the metal powder inside the paste, granting **-30°+80°C** working temperature.
- To avoid the vibration and the unsoldering of the electronic components of the driver.



| E27 HIGH POWER LED | | |
|--|--|--|
|  | POWER | 50 W |
| | LUMINOUS FLUX (Φ TOTAL) | 3000 K: 5850 lm 4000 K: 6550 lm |
| SIZE & SOCKET |  E27 | |
| <div style="display: flex; justify-content: space-between;"> <div style="width: 30%;"> <p>SILICONE PROTECTION DRIVER</p> <p>INDOOR & OUTDOOR USE</p> <p>-30 +80 °C 90% HUMIDITY</p> <p>VOLTAGE SURGE RESISTANT</p> </div> <div style="width: 20%;">  <p>COMPLY WITH: EU 2019/2015 EU 2019/2020</p> </div> <div style="width: 30%;">  <p>IECEE CB CERTIFICATE: SG PSB-LE-03791</p> </div> </div> | VOLTAGE | 100-240 V |
| | FREQUENCY | 50/60 Hz |
| | DISPLACEMENT FACTOR | >0,9 |
| | PSTLM (NO FLICKER) | <1 |
| | SVM | 0,4 |
| | CRI | > 80 |
| | SWITCHING CYCLE | 30.000 |
| | WARM UP TIME | < 1" |
| | LIFETIME | 25.000 h |
| | KELVIN | 3000 K 4000 K |
| | EFFICIENCY CLASS | E E |
| | REF. CODE | H.LED.HIP.3K H.LED.HIP.4K |

| E27 HIGH POWER LED | | |
|--|--|--|
|  | POWER | 60W |
| | LUMINOUS FLUX (Φ TOTAL) | 3000 K: 6800 lm 4000 K: 7600 lm |
| SIZE & SOCKET |  E27 | |
| <div style="display: flex; justify-content: space-between;"> <div style="width: 30%;"> <p>SILICONE PROTECTION DRIVER</p> <p>INDOOR & OUTDOOR USE</p> <p>-30 +80 °C 90% HUMIDITY</p> <p>VOLTAGE SURGE RESISTANT</p> </div> <div style="width: 20%;">  <p>COMPLY WITH: EU 2019/2015 EU 2019/2020</p> </div> <div style="width: 30%;">  <p>IECEE CB CERTIFICATE: SG PSB-LE-03799</p> </div> </div> | VOLTAGE | 100-240 V |
| | FREQUENCY | 50/60 Hz |
| | DISPLACEMENT FACTOR | >0,9 |
| | PSTLM (NO FLICKER) | <1 |
| | SVM | 0,4 |
| | CRI | > 80 |
| | SWITCHING CYCLE | 30.000 |
| | WARM UP TIME | < 0,5" |
| | LIFETIME | 25.000 h |
| | KELVIN | 3000 K 4000 K |
| | EFFICIENCY CLASS | E E |
| | REF. CODE | H4.LED.HIP.3K H4.LED.HIP.4K |

GARDEN REVIVAL
GARDEN CLASSIC
BOLLARD
UP&DOWN
DOWNLIGHT
IN-GROUND
BRICKLIGHT
FLOODLIGHT
BULKHEAD
SOLAR
URBAN CLASSIC
URBAN REVIVAL
URBAN MODERN
POST
LAMPS

E27 LED

TÜV- CB CERTIFIED LED MODULES



INDOOR & OUTDOOR USE

| | |
|-------------------------|--------------|
| -30 +80 °C | 90% HUMIDITY |
| VOLTAGE SURGE RESISTANT | |

LENS

- Opal color lens reducing dazzle.
- Made of UV stabilized resin material to avoid yellowing process.
- Special lens design for a better light distribution.

GOLD WIRE BONDING

- LED chips connected by gold wires able to withstand at the highest and lowest temperatures and granting a lumens maintenance factor > 80%.

CCT SETTABLE

- Switch settable in three different positions, to select the desired Kelvin temperature (2700K, 4000K, 6500K) and get a customized ambiance.
- 2700K, 4000K and 6500K led chips on 3 separate circuits to grant SDCM < 6.

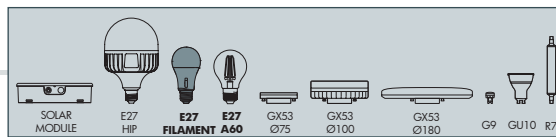
| | |
|----------------|--------|
| 6500K - 1200lm | 1200lm |
| 4000K - 1200lm | 1200lm |
| 2700K - 1100lm | 1100lm |


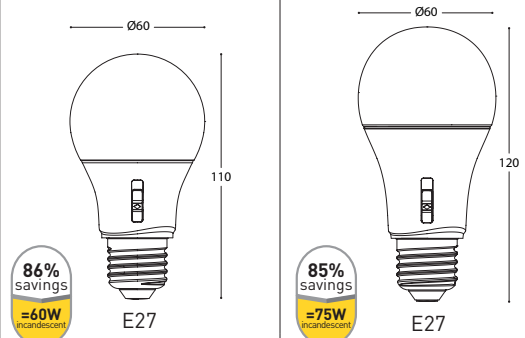

2700 K **4000 K** **6500 K**


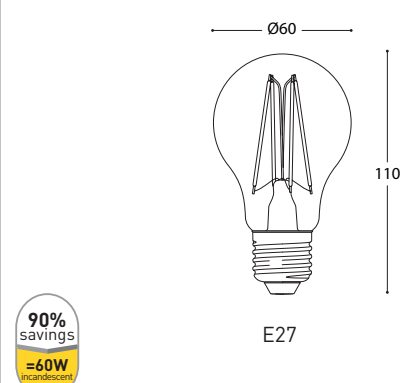
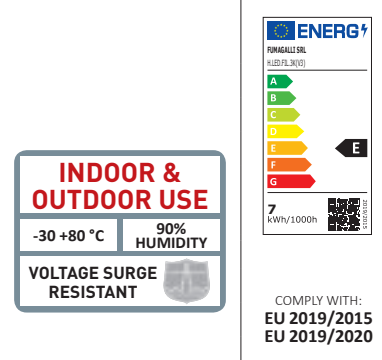
DRIVER 100-240V

- IC isolated driver technology.
- Wide voltage range: **100-240V** +/- 10% tolerance to protect the driver both from voltage droop and voltage overshoot.





| E27 LED A60- CCT SETTABLE | | | | |
|--|-------------------------|---------------|----------------|---------|
|  | POWER | 8,5 W | 11 W | |
| | LUMINOUS FLUX (Φ TOTAL) | 2700 K | 840 lm | 1100 lm |
| | | 4000 K | 920 lm | 1200 lm |
| | 6500 K | 920 lm | 1200 lm | |
|  | SIZE & SOCKET | E27 | E27 | |
| | VOLTAGE | 100-240 V | 100-240 V | |
|  | FREQUENCY | 50/60 Hz | 50/60 Hz | |
| | DISPLACEMENT FACTOR | >0,5 | >0,7 | |
| | PSTLM (NO FLICKER) | < 1 | < 1 | |
| | SVM | 0,4 | 0,4 | |
| | CRI | > 80 | > 80 | |
| | SDCM | <6 | <6 | |
| | LIFETIME | 25.000 h | 25.000 h | |
| | EFFICIENCY CLASS | F | F | |
| | REF. CODE | H.LED.A60.CCT | H2.LED.A60.CCT | |

| E27 LED FILAMENT A60 | | |
|--|-------------------------|--------------|
|  | POWER | 6,5 W |
| | LUMINOUS FLUX (Φ TOTAL) | 2700 K |
|  | SIZE & SOCKET | E27 |
| | VOLTAGE | 100-240 V |
|  | FREQUENCY | 50/60 Hz |
| | DISPLACEMENT FACTOR | >0,5 |
| | CRI | > 80 |
| | SWITCHING CYCLE | >100.000 |
| | WARM UP TIME | ≤ 0,5" |
| | LIFETIME | 25.000 h |
| | EFFICIENCY CLASS | E |
| | REF. CODE | H.LED.FIL.3K |

GARDEN REVIVAL
GARDEN CLASSIC
BOLLARD
UP&DOWN
DOWNLIGHT
IN-GROUND
BRICKLIGHT
FLOODLIGHT
BULKHEAD
SOLAR
URBAN CLASSIC
URBAN REVIVAL
URBAN MODERN
POST
LAMPS

GX53 LED Ø75mm

TÜV- CB CERTIFIED LED MODULES



INDOOR & OUTDOOR USE

-30 +80 °C 90% HUMIDITY

VOLTAGE SURGE RESISTANT




PCB AND CONNECTION RING

- Special connection ring to avoid the PCB deformation under high temperatures and to keep the PCB adhering to the heatsink.



LENS

- Frosted color lens reducing dazzle.
- Made of UV stabilized resin material to avoid yellowing process.
- Very compact and **slim design** for a better light distribution and for improving the light efficiency.



GOLD WIRE BONDING

- LED chips connected by pure **gold wires** able to withstand at the highest and lowest temperatures and granting a **lumens maintenance factor > 80%**.
- SMD 3528 LED.



DRIVER 100-240V

- IC isolated driver technology.
- Wide voltage range: **100-240V** +/- 10% tolerance to protect the driver both from voltage droop and voltage overshoot.
- High quality capacitors and multiple resistances able to withstand power surges.



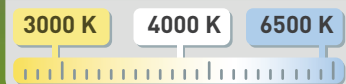
GX53 LAMPHOLDER

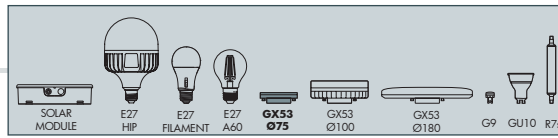
- Quick and easy lamp replacement and version upgrade.
- Made of PBT material resisting up to 180° and 250V.
- VDE certified.




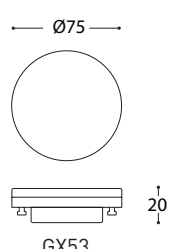
CCT SETTABLE

- Switch settable in three different positions, to select the desired Kelvin temperature (3000K, 4000K, 6500K) and get a customized ambiance.
- 3000K, 4000K and 6500K led chips on 3 separate circuits to grant SDCM < 6.





GX53 LED Ø75mm- CCT SETTABLE

| | | | |
|---|---|---------------|--------|
|  | POWER | 3 W | |
| | LUMINOUS FLUX (Φ TOTAL) | 3000 K | 405 lm |
| 4000 K | | 410 lm | |
| 6500 K | | 410 lm | |
| SIZE & SOCKET |  | | |
| <div style="display: flex; flex-wrap: wrap;"> <div style="width: 50%;"> <p>CCT SETTABLE</p> <p>3000 K 4000 K 6500 K</p> <p>SDCM <6</p> </div> <div style="width: 50%;"> <p>ENERGY</p> <p>FUMAGALLI SRL H.LED.G53.CCT(VQ)</p> <p>A B C D E F G</p> <p>E</p> <p>3 kWh/1000h</p> <p>COMPLY WITH: EU 2019/2015 EU 2019/2020</p> </div> <div style="width: 50%;"> <p>TUV</p> <p>CE LVD CB EMC ERP</p> </div> <div style="width: 50%;"> <p>IECEE</p> <p>IECEE CB CERTIFICATE: SG PSB-LE-03887</p> </div> </div> | LUMINOUS FLUX (Φ USE 120°) | 335 lm | |
| | VOLTAGE | 100-240 V | |
| | FREQUENCY | 50/60 Hz | |
| | PSTLM (NO FLICKER) | < 1 | |
| | SVM | 0,4 | |
| | CRI | > 80 | |
| | SDCM | <6 | |
| | BEAM ANGLE | 112° | |
| | SWITCHING CYCLE | > 30.000 | |
| | WARM UP TIME | 0s | |
| | LIFETIME | 25.000 h | |
| | EFFICIENCY CLASS | E | |
| | REF. CODE | H.LED.G53.CCT | |

GARDEN REVIVAL
GARDEN CLASSIC
BOLLARD
UP&DOWN
DOWNLIGHT
IN-GROUND
BRICKLIGHT
FLOODLIGHT
BULKHEAD
SOLAR
URBAN CLASSIC
URBAN REVIVAL
URBAN MODERN
POST
LAMPS

GX53 LED Ø100mm

TÜV- CB CERTIFIED LED MODULES



SILICONE PROTECTION

DRIVER

INDOOR & OUTDOOR USE

-30 +80 °C 90% HUMIDITY

VOLTAGE SURGE RESISTANT

LENS

- Frosted color lens reducing dazzle.
- Made of UV stabilized resin material to avoid yellowing process.

PCB AND CONNECTION RING

- Special connection ring to avoid PCB deformation under high temperatures and to keep the PCB adhering to the heatsink.
- Special thermoconductive paste for gluing firmly the PCB to the heatsink and for helping the heat dissipation.

GOLD WIRE BONDING

- LED chips connected by pure **gold wires** able to withstand at the highest and lowest temperatures and granting a **lumens maintenance factor > 80%**.
- SMD 3528 LED.



HEATSINK

- Made by white painted aluminum.
- Special design to grant a correct heat dissipation.

DRIVER 100-240V

- IC isolated driver technology.
- Wide voltage range: **100-240V** +/- 10% tolerance to protect the driver both from voltage droop and voltage overshoot.
- **Double 400V capacitors** and multiple resistances to withstand power surges.

GX53 LAMP HOLDER

- Quick and easy lamp replacement and version upgrade.
- Made of PBT material resisting up to 180° and 250V.
- VDE certified.



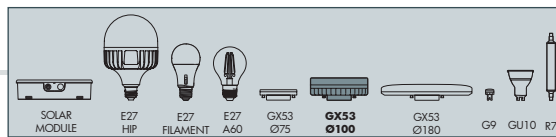
THERMOCONDUCTIVE SILICONE PASTE

- To protect the driver against moisture and humidity up to **90%**, granting a longer product lifetime
- To help heat dissipation thanks to the metal powder inside the paste, granting **-30°+80°C** working temperature.
- To avoid the vibration and the unsoldering of the electronic components of the driver.


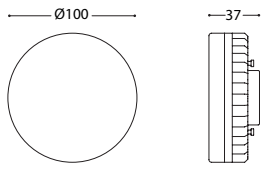
CCT SETTABLE

- Switch settable in three different positions, to select the desired Kelvin temperature (3000K, 4000K, 6500K) and get a customized ambiance.
- 3000K, 4000K and 6500K led chips on 3 separate circuits to grant SDCM < 6.





GX53 LED Ø100mm - CCT SETTABLE

| | | | |
|--|---|----------------|---------|
|  | POWER | 10W | |
| | LUMINOUS FLUX (Φ TOTAL) | 3000 K | 1190 lm |
| | | 4000 K | 1290 lm |
| | 6500 K | 1210 lm | |
| SIZE & SOCKET |  <p>GX53</p> | | |
| <div style="display: flex; flex-wrap: wrap;"> <div style="width: 50%;"> <p>CCT SETTABLE</p> <p>3000 K 4000 K 6500 K</p> <p>SDCM <6</p> <p>SILICONE PROTECTION</p> <p>DRIVER</p> <p>INDOOR & OUTDOOR USE</p> <p>-30 +80 °C 90% HUMIDITY</p> <p>VOLTAGE SURGE RESISTANT</p> </div> <div style="width: 50%;"> <p>ENERGY</p> <p>FUMAGALLI SRL</p> <p>H3.LED.G53.CCT(V2)</p> <p>A B C D E F G</p> <p>E</p> <p>10 kWh/1000h</p> <p>COMPLY WITH: EU 2019/2015 EU 2019/2020</p> </div> <div style="width: 50%;"> <p>TÜV</p> <p>CE LVD</p> <p>CB EMC</p> <p>ERP</p> </div> <div style="width: 50%;"> <p>IECEE</p> <p>IECEE CB CERTIFICATE: SG PSB-LE-03887</p> </div> </div> | LUMINOUS FLUX (Φ USE 120°) | 975 lm | |
| | VOLTAGE | 100-240 V | |
| | FREQUENCY | 50/60 Hz | |
| | DISPLACEMENT FACTOR | >0,5 | |
| | PSTLM (NO FLICKER) | < 1 | |
| | SVM | 0,4 | |
| | CRI | > 80 | |
| | SDCM | <6 | |
| | BEAM ANGLE | 112° | |
| | SWITCHING CYCLE | > 30.000 | |
| | WARM UP TIME | 0s | |
| | LIFETIME | 25.000 h | |
| | EFFICIENCY CLASS | E | |
| | REF. CODE | H3.LED.G53.CCT | |

GARDEN REVIVAL
GARDEN CLASSIC
BOLLARD
UP&DOWN
DOWNLIGHT
IN-GROUND
BRICKLIGHT
FLOODLIGHT
BULKHEAD
SOLAR
URBAN CLASSIC
URBAN REVIVAL
URBAN MODERN
POST
LAMPS

GX53 LED Ø180mm

TÜV- CB CERTIFIED LED MODULES



SILICONE PROTECTION



INDOOR & OUTDOOR USE

-30 +80 °C 90% HUMIDITY

VOLTAGE SURGE RESISTANT



LENS

- Frosted color lens reducing dazzle.
- Made of UV stabilized resin material to avoid yellowing process.
- Very compact and slim design for a better light distribution and for improving the light efficiency.



GOLD WIRE BONDING

- LED chips connected by pure **gold wires** able to withstand at the highest and lowest temperatures and granting a **lumens maintenance factor > 80%**.
- SMD 3528 LED.




HEAT DISSIPATION

- Special design of the lamp base to grant a proper air circulation and avoid overheating problems.



DRIVER 100-240V

- IC isolated driver technology.
- Wide voltage range: **100-240V** +/- 10% tolerance to protect the driver both from voltage droop and voltage overshoot.
- **Double 400V capacitors** and multiple resistances to withstand power surges.



THERMOCONDUCTIVE SILICONE PASTE (11W-18W)

- To protect the driver against moisture and humidity up to **90%**, granting a longer product lifetime
- To help heat dissipation thanks to the metal powder inside the paste, granting **-30°+80°C** working temperature.
- To avoid the vibration and the unsoldering of the electronic components of the driver.




GX53 LAMP HOLDER

- Quick and easy lamp replacement and version upgrade.
- Made of PBT material resisting up to 180° and 250V.
- VDE and NEMKO certified.





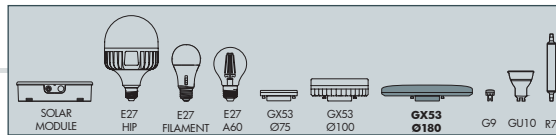
CCT SETTABLE


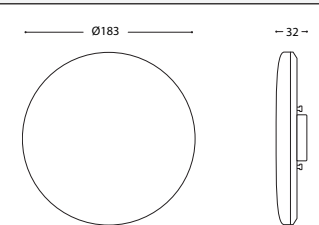
- Switch settable in three different positions, to select the desired Kelvin temperature (2700K, 4000K, 6500K) and get a customized ambiance.
- 2700K, 4000K and 6500K led chips on 3 separate circuits to grant SDCM < 6.


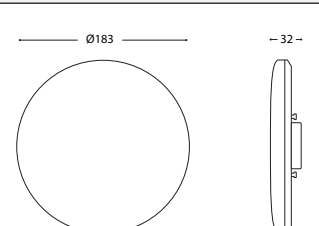


2700 K 4000 K 6500 K



| GX53 LED Ø180mm- CCT SETTABLE | | | |
|--|---|----------------|---------|
|  | POWER | 11,3 W | |
| | LUMINOUS FLUX (Φ TOTAL) | 2700 K | 1380 lm |
| | | 4000 K | 1510 lm |
| | 6500 K | 1510 lm | |
| SIZE & SOCKET |  <p>GX53</p> | | |
| <div style="display: flex; justify-content: space-between;"> <div style="width: 30%;"> <p>CCT SETTABLE</p> <p>2700 K 4000 K 6500 K</p> <p>SDCM <6</p> </div> <div style="width: 30%;"> <p>SILICONE PROTECTION DRIVER</p> <p>INDOOR & OUTDOOR USE</p> <p>-30 +80 °C 90% HUMIDITY</p> <p>VOLTAGE SURGE RESISTANT</p> </div> <div style="width: 30%;"> <p>ENERGY</p> <p>FUMAGALLI SRL H4.LED.G53.CCT(V2)</p> <p>A B C D E F G</p> <p>E</p> <p>12 kWh/1000h</p> <p>COMPLY WITH: EU 2019/2015 EU 2019/2020</p> </div> </div> <div style="display: flex; justify-content: space-around; margin-top: 10px;"> <div style="text-align: center;"> <p>TÜV</p> <p>CE LVD CB EMC ERP</p> </div> <div style="text-align: center;"> <p>IECEE</p> <p>IECEE CB CERTIFICATE: SG PSB-LE-03936</p> </div> </div> | LUMINOUS FLUX (Φ USE 120°) | 1100 lm | |
| | VOLTAGE | 100-240 V | |
| | FREQUENCY | 50/60 Hz | |
| | DISPLACEMENT FACTOR | >0,7 | |
| | PSTLM (NO FLICKER) | <1 | |
| | SVM | 0,4 | |
| | CRI | > 80 | |
| | SDCM | <6 | |
| | BEAM ANGLE (FWHM) | 110° | |
| | SWITCHING CYCLE | > 25.000 | |
| | WARM UP TIME | ≤ 0,5" | |
| | LIFETIME | 25.000 h | |
| | EFFICIENCY CLASS | E | |
| | REF. CODE | H4.LED.G53.CCT | |

| GX53 LED Ø180mm- CCT SETTABLE | | | |
|--|---|----------------|---------|
|  | POWER | 17 W | |
| | LUMINOUS FLUX (Φ TOTAL) | 2700 K | 2070 lm |
| | | 4000 K | 2350 lm |
| | 6500 K | 2350 lm | |
| SIZE & SOCKET |  <p>GX53</p> | | |
| <div style="display: flex; justify-content: space-between;"> <div style="width: 30%;"> <p>CCT SETTABLE</p> <p>2700 K 4000 K 6500 K</p> <p>SDCM <6</p> </div> <div style="width: 30%;"> <p>SILICONE PROTECTION DRIVER</p> <p>INDOOR & OUTDOOR USE</p> <p>-30 +80 °C 90% HUMIDITY</p> <p>VOLTAGE SURGE RESISTANT</p> </div> <div style="width: 30%;"> <p>ENERGY</p> <p>FUMAGALLI SRL H4.LED.G53.CCT(V2)</p> <p>A B C D E F G</p> <p>E</p> <p>12 kWh/1000h</p> <p>COMPLY WITH: EU 2019/2015 EU 2019/2020</p> </div> </div> <div style="display: flex; justify-content: space-around; margin-top: 10px;"> <div style="text-align: center;"> <p>TÜV</p> <p>CE LVD CB EMC ERP</p> </div> <div style="text-align: center;"> <p>IECEE</p> <p>IECEE CB CERTIFICATE: SG PSB-LE-03936</p> </div> </div> | LUMINOUS FLUX (Φ USE 120°) | 1660 lm | |
| | VOLTAGE | 100-240 V | |
| | FREQUENCY | 50/60 Hz | |
| | DISPLACEMENT FACTOR | >0,7 | |
| | PSTLM (NO FLICKER) | <1 | |
| | SVM | 0,4 | |
| | CRI | > 80 | |
| | SDCM | <6 | |
| | BEAM ANGLE (FWHM) | 108° | |
| | SWITCHING CYCLE | > 25.000 | |
| | WARM UP TIME | ≤ 0,5" | |
| | LIFETIME | 25.000 h | |
| | EFFICIENCY CLASS | E | |
| | REF. CODE | H5.LED.G53.CCT | |


G9 LED

TÜV- CB CERTIFIED LED MODULES



INDOOR & OUTDOOR USE

| | |
|------------|--------------|
| -30 +80 °C | 90% HUMIDITY |
|------------|--------------|

VOLTAGE SURGE RESISTANT 

LENS

- Opal lens made of UV stabilized resin material to avoid yellowing process.
- Designed for granting 110° light distribution and for improving light efficiency.


GOLD WIRE BONDING

- LED chips connected by pure **gold wires** able to withstand at the highest and lowest temperatures and granting a **lumens maintenance factor > 80%**.
- SMD 3528 LED.



DRIVER 100-240V

- IC isolated driver technology.
- Wide voltage range: **100-240V** +/- 10% tolerance to protect the driver both from voltage droop and voltage overshoot.



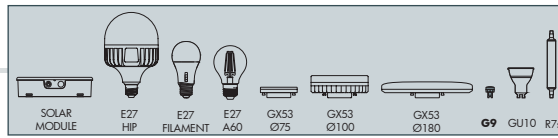
HEATSINK


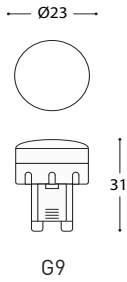


- Made by thermo-conductive ceramic material.
- Special design to grant a correct heat dissipation

G9 LAMPHOLDER

- Quick and easy lamp replacement and version upgrade.
- Made of steatite material to resist up to 250°.
- ENEC certified.





| G9 LED | | | |
|---|---|--|--------|
|  | POWER | 1,7 W | |
| | LUMINOUS FLUX (Φ TOTAL) | 3000 K | 150 lm |
| | | 4000 K | 150 lm |
| SIZE & SOCKET |  | | |
| <div style="border: 1px solid black; padding: 5px; margin-bottom: 10px;"> <p style="text-align: center; color: red; font-weight: bold;">INDOOR & OUTDOOR USE</p> <p style="text-align: center;">-30 +80 °C 90% HUMIDITY</p> <p style="text-align: center; font-weight: bold;">VOLTAGE SURGE RESISTANT</p> </div> <div style="display: flex; align-items: center;">  <div style="margin-left: 10px;"> <p style="font-size: 2em; font-weight: bold;">CE</p> <p style="font-size: 2em; font-weight: bold;">CB</p> </div> <div style="margin-left: 10px;"> <p>LVD</p> <p>EMC</p> <p>ERP</p> </div> </div> <div style="margin-top: 10px;">  <p>COMPLY WITH: EU 2019/2015 EU 2019/2020</p> <p>IECEE CB CERTIFICATE: SG PSB-LE-02130</p> </div> | VOLTAGE | 100-240 V | |
| | FREQUENCY | 50/60 Hz | |
| | PSTLM (NO FLICKER) | <1 | |
| | SVM | 0,9 | |
| | CRI | > 80 | |
| | SDCM | <6 | |
| | SWITCHING CYCLE | >40.000 | |
| | WARM UP TIME | ≤ 0,5" | |
| | LIFETIME | 15.000 h | |
| | KELVIN | 3000 K 4000 K | |
| | EFFICIENCY CLASS | F F | |
| | REF. CODE | H.LED.G09.3K H.LED.G09.4K | |

GARDEN REVIVAL
GARDEN CLASSIC
BOLLARD
UP&DOWN
DOWNLIGHT
IN-GROUND
BRICKLIGHT
FLOODLIGHT
BULKHEAD
SOLAR
URBAN CLASSIC
URBAN REVIVAL
URBAN MODERN
POST
LAMPS

GU10 LED

TÜV- CB CERTIFIED LED MODULES



SILICONE PROTECTION

DRIVER

INDOOR & OUTDOOR USE

-30 +80 °C 90% HUMIDITY

VOLTAGE SURGE RESISTANT

CCT SETTABLE

- Switch settable in two different positions, to select the desired Kelvin temperature (2700K, 4000K) and get a customized ambiance.
- 2700k and 4000K led chips on 2 separate circuits to grant SDCM < 6.

2700 K 4000 K

LENS

- Frosted lens with prismatic shape reducing dazzle.
- Made of UV stabilized PMMA to avoid yellowing process.

GOLD WIRE BONDING

- LED chips connected by pure **gold wires** able to withstand at the highest and lowest temperatures and granting a **lumens maintenance factor > 80%**.
- SMD 3528 LED.



HEATSINK

- Made by aluminum and designed to grant a correct heat dissipation.

DRIVER 100-240V

- IC isolated driver technology.
- Wide voltage range: **100-240V** +/- 10% tolerance to protect the driver both from voltage droop and voltage overshoot.
- **Double 400V capacitors** and multiple resistances to withstand power surges.

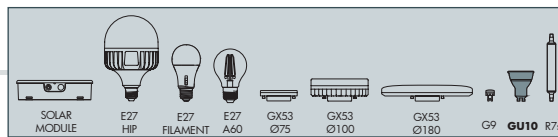
GU10 LAMPHOLDER


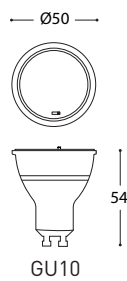
- Quick and easy lamp replacement and version upgrade.
- Made of ceramic material to resist up to 250°.
- VDE certified.


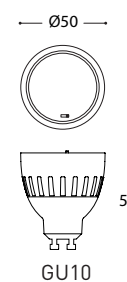
THERMOCONDUCTIVE SILICONE PASTE

- To protect the driver against moisture and humidity up to **90%**, granting a longer product lifetime
- To help heat dissipation thanks to the metal powder inside the paste, granting **-30°+80°C** working temperature.
- To avoid the vibration and the unsoldering of the electronic components of the driver.





| GU10 LED - CCT SETTABLE | | | |
|---|---|----------------|--------|
|  | POWER | 3,5 W | |
| | LUMINOUS FLUX (Φ TOTAL) | 2700 K | 329 lm |
| | | 4000 K | 366 lm |
| SIZE & SOCKET |  | | |
| <p>CCT SETTABLE</p> <p>2700 K 4000 K</p> <p>SDCM <3</p> <p>SILICONE PROTECTION DRIVER</p> <p>INDOOR & OUTDOOR USE</p> <p>-30 +80 °C 90% HUMIDITY</p> <p>VOLTAGE SURGE RESISTANT</p> <p>ENERG+ FUMAGALLI S.R.L. H.LED.GU10.CCT</p> <p>A B C D E F G</p> <p>4 kWh/1000h</p> <p>COMPLY WITH: EU 2019/2015 EU 2019/2020</p> <p>TÜV SUD</p> <p>CE LVD CB EMC ERP</p> <p>IECEE SCHEME</p> <p>IECEE CB CERTIFICATE: SG PSB-LE-02300A1</p> | LUMINOUS FLUX (Φ USE 90°) | 260 lm | |
| | VOLTAGE | 100-240 V | |
| | FREQUENCY | 50/60 Hz | |
| | PSTLM (NO FLICKER) | <1 | |
| | SVM | 0,4 | |
| | CRI | > 80 | |
| | SDCM | <3 | |
| | BEAM ANGLE | 43° | |
| | SWITCHING CYCLE | > 25.000 | |
| | WARM UP TIME | ≤ 0,5" | |
| | LIFETIME | 25.000 h | |
| | EFFICIENCY CLASS | F | |
| | REF. CODE | H.LED.GU10.CCT | |

| GU10 LED - CCT SETTABLE | | | |
|--|---|------------|--------|
|  | POWER | 6 W | |
| | LUMINOUS FLUX (Φ TOTAL) | 2700 K | 562 lm |
| | | 4000 K | 615 lm |
| SIZE & SOCKET |  | | |
| <p>CCT SETTABLE</p> <p>2700 K 4000 K</p> <p>SDCM <3</p> <p>SILICONE PROTECTION DRIVER</p> <p>INDOOR & OUTDOOR USE</p> <p>-30 +80 °C 90% HUMIDITY</p> <p>VOLTAGE SURGE RESISTANT</p> <p>ENERG+ FUMAGALLI S.R.L. H2.LED.GU10.CCT</p> <p>A B C D E F G</p> <p>6 kWh/1000h</p> <p>COMPLY WITH: EU 2019/2015 EU 2019/2020</p> <p>TÜV SUD</p> <p>CE LVD CB EMC ERP</p> <p>IECEE SCHEME</p> <p>IECEE CB CERTIFICATE: SG PSB-LE-02300A1</p> <p>88% savings =50W halogen</p> | LUMINOUS FLUX (Φ USE 90°) | 440 lm | |
| | VOLTAGE | 100-240 V | |
| | FREQUENCY | 50/60 Hz | |
| | DISPLACEMENT FACTOR | >0,5 | |
| | PSTLM (NO FLICKER) | <1 | |
| | SVM | 0,9 | |
| | CRI | > 80 | |
| | SDCM | <3 | |
| | BEAM ANGLE | 45° | |
| | SWITCHING CYCLE | > 25.000 | |
| | WARM UP TIME | ≤ 0,5" | |
| | LIFETIME | 25.000 h | |
| | EFFICIENCY CLASS | F | |
| REF. CODE | H2.LED.GU10.CCT | | |

GARDEN REVIVAL
GARDEN CLASSIC
BOLLARD
UP&DOWN
DOWNLIGHT
IN-GROUND
BRICKLIGHT
FLOODLIGHT
BULKHEAD
SOLAR
URBAN CLASSIC
URBAN REVIVAL
URBAN MODERN
POST
LAMPS

R7s LED

TÜV CERTIFIED LED MODULES




INDOOR & OUTDOOR USE

-30 +80 °C 90% HUMIDITY

VOLTAGE SURGE RESISTANT

CCT SETTABLE

- Switch settable in three different positions, to select the desired Kelvin temperature (2700K, 4000K, 6500K) and get a customized ambiance.
- 2700K, 4000K and 6500K led chips on 3 separate circuits to grant SDCM < 6.



LENS

- Opal lens made of UV stabilized resin material to avoid yellowing process.
- Designed for granting 360° light distribution and for improving light efficiency.

HEATSINK

- Made by an aluminum tube on which the PCB is glued to.
- Special design to grant a correct heat dissipation



DRIVER 100-240V

- IC isolated driver technology.
- Wide voltage range: **100-240V** +/- 10% tolerance to protect the driver both from voltage droop and voltage overshoot.
- High quality capacitors and multiple resistances able to withstand power surges.



GOLD WIRE BONDING

- LED chips connected by pure **gold wires** able to withstand at the highest and lowest temperatures and granting a **lumens maintenance factor > 80%**.
- SMD 3014 LED.



THERMOCONDUCTIVE SILICONE PASTE (7,5W-10,5W)

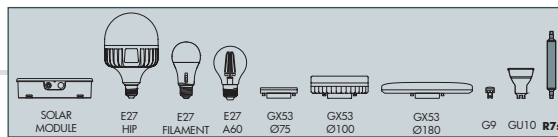
- To protect the driver against moisture and humidity up to **90%**, granting a longer product lifetime.
- To help heat dissipation thanks to the metal powder inside the paste, granting **-30°+80°C** working temperature.
- To avoid the vibration and the unsoldering of the electronic components of the driver.



R7s LAMPHOLDER



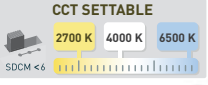



- Quick and easy lamp replacement and version upgrade.
- Made of steatite material to resist up to 250°.
- VDE certified.





| R7s LED 78mm- CCT SETTABLE | | | |
|---|---|-------------------------|------------------|
| SIZE & SOCKET | R7s  | POWER | 3,5W |
|    |  | LUMINOUS FLUX (Φ TOTAL) | 2700 K 325 lm |
| | | 4000 K 365 lm | |
| | | 6500 K 365 lm | |
| | | VOLTAGE | 100-240 V |
| | | FREQUENCY | 50/60 Hz |
| | | DISPLACEMENT FACTOR | >0 |
| | | PSTLM (NO FLICKER) | <1 |
| | | SVM | 0,4 |
| | | CRI | > 80 |
| | | SDCM | <6 |
| | | SWITCHING CYCLE | 45.000 |
| | | WARM UP TIME | ≤ 0,5" |
| | | LIFETIME | 25.000 h |
| | | EFFICIENCY CLASS | F |
| | | REF. CODE | H7.LED.R7S.CCT |

| R7s LED 118mm- CCT SETTABLE | | | |
|---|---|-------------------------|------------------|
| SIZE & SOCKET | R7s  | POWER | 7,5 W |
|     |  | LUMINOUS FLUX (Φ TOTAL) | 2700 K 680 lm |
| | | 4000 K 775 lm | |
| | | 6500 K 790 lm | |
| | | VOLTAGE | 100-240 V |
| | | FREQUENCY | 50/60 Hz |
| | | DISPLACEMENT FACTOR | >0,5 |
| | | PSTLM (NO FLICKER) | <1 |
| | | SVM | 0,4 |
| | | CRI | > 80 |
| | | SDCM | <6 |
| | | SWITCHING CYCLE | 45.000 |
| | | WARM UP TIME | ≤ 0,5" |
| | | LIFETIME | 25.000 h |
| | | EFFICIENCY CLASS | F |
| | | REF. CODE | H8.LED.R7S.CCT |

| R7s LED 189mm- CCT SETTABLE | | | |
|--|---|-------------------------|-------------------|
| SIZE & SOCKET | R7s  | POWER | 10,5 W |
|     |  | LUMINOUS FLUX (Φ TOTAL) | 2700 K 1000 lm |
| | | 4000 K 1130 lm | |
| | | 6500 K 1060 lm | |
| | | VOLTAGE | 100-240 V |
| | | FREQUENCY | 50/60 Hz |
| | | DISPLACEMENT FACTOR | >0,7 |
| | | PSTLM (NO FLICKER) | <1 |
| | | SVM | 0,4 |
| | | CRI | > 80 |
| | | SDCM | <6 |
| | | SWITCHING CYCLE | 45.000 |
| | | WARM UP TIME | ≤ 0,5" |
| | | LIFETIME | 25.000 h |
| | | EFFICIENCY CLASS | F |
| | | REF. CODE | H9.LED.R7S.CCT |



LAMPS
POST
URBAN MODERN
URBAN REVIVAL
URBAN CLASSIC
SOLAR
BULKHEAD
FLOODLIGHT
BRICKLIGHT
IN-GROUND
DOWNLIGHT
UP&DOWN
BOLLARD
GARDEN CLASSIC
GARDEN REVIVAL

FUMAGALLI IN THE WORLD

LAMPS

POST

URBAN MODERN

URBAN REVIVAL

URBAN CLASSIC

SOLAR

BULKHEAD

FLOODLIGHT

BRICKLIGHT

IN-GROUND

DOWNLIGHT

UP&DOWN

BOLLARD

GARDEN CLASSIC

GARDEN REVIVAL

GARDEN REVIVAL
GARDEN CLASSIC
BOLLARD
UP&DOWN
DOWNLIGHT
IN-GROUND
BRICKLIGHT
FLOODLIGHT
BULKHEAD
SOLAR
URBAN CLASSIC
URBAN REVIVAL
URBAN MODERN
POST
LAMPS



ITALY



ITALY
PANORAMA GOLF CLUB




ITALY



ITALY



ALBANIA



ALBANIA TIRANA - TE STELA HOTEL



PORTUGAL



ALBANIA



ALBANIA



PORTUGAL AZORES




PORTUGAL OESTE - PRAIA DEL REY GOLF CLUB

MADE IN ITALY



KOSOVO



SERBIA BELGRADE - CITY CENTRE



GREAT BRITAIN



GREAT BRITAIN
CHESHIRE



GREAT BRITAIN



GREAT BRITAIN



GREAT BRITAIN
NORTH EAST ENGLAND



GREAT BRITAIN
CHESHIRE



GREAT BRITAIN
WATCHET HARBOUR



GREAT BRITAIN CARAVAN PARK - SOUTH WEST ENGLAND



GREAT BRITAIN
CHESHIRE




GREAT BRITAIN CORNWALL



IRELAND



IRELAND



IRELAND CAVAN - CABRA CASTLE HOTEL



IRELAND



IRELAND CAVAN - CABRA CASTLE HOTEL




LATVIJA



RUSSIA



RUSSIA SOKOLNIKI PARK



RUSSIA

MADE IN ITALY



ROMANIA



ROMANIA TARGU CETATE NEAMT



**MOLDAVIA
CHISINAU**



MOLDAVIA




GREECE PAROS



**GREECE
CORFU ISLAND**



**GREECE
SANTORINI ISLAND**




**GREECE
LARISA**



**GREECE
MUNICIPALITY OF LESVOS**



**GREECE
CORFU ISLAND**



GREECE ZANTE

GARDEN REVIVAL
GARDEN CLASSIC
BOLLARD
UP&DOWN
DOWNLIGHT
IN-GROUND
BRICKLIGHT
FLOODLIGHT
BULKHEAD
SOLAR
URBAN CLASSIC
URBAN REVIVAL
URBAN MODERN
POST
LAMPS



GREECE PAROS




GREECE
CORFU ISLAND



GREECE



GREECE



GREECE NEAPOLIS COAST SIDE



CYPRUS
ISKELE MUNICIPALITY - MARINE PARK



CYPRUS



CYPRUS
FOLEYS SCHOOL - LIMASSOL



CYPRUS CHURCH TIMIOU PRODROMOU



CYPRUS PRINCESS BEACH HOTEL LARNACA





GARDEN REVIVAL
GARDEN CLASSIC
BOLLARD
UP&DOWN
DOWNLIGHT
IN-GROUND
BRICKLIGHT
FLOODLIGHT
BULKHEAD
SOLAR
URBAN CLASSIC
URBAN REVIVAL
URBAN MODERN
POST
LAMPS



TENERIFE



MOROCCO



MOROCCO



MOROCCO



MOROCCO
MANSOURIA BEACH RESORT



MOROCCO AEROPORT DAKHLA



MOROCCO



MOROCCO



MOROCCO



MOROCCO






TUNISIA TUNISI - SHERATON HOTEL




TUNISIA



TUNISIA




ETHIOPIA UNITY PARK ADDIS ABEBA



ETHIOPIA UNITY PARK ADDIS ABEBA



ETHIOPIA UNITY PARK ADDIS ABEBA



ETHIOPIA
UNITY PARK ADDIS ABEBA



PALESTINE




PALESTINE



PALESTINE

GARDEN REVIVAL
GARDEN CLASSIC
BOLLARD
UP&DOWN
DOWNLIGHT
IN-GROUND
BRICKLIGHT
FLOODLIGHT
BULKHEAD
SOLAR
URBAN CLASSIC
URBAN REVIVAL
URBAN MODERN
POST
LAMPS



EGYPT CAIRO - HELIOPOLIS SQUARE



EGYPT



EGYPT



ISRAEL



ISRAEL



ISRAEL



LEBANON



LEBANON



LEBANON
SHAYKH ZAYED PARK - SAIDA



LEBANON



LEBANON JIEH MARINA RESORT



LEBANON

MADE IN ITALY



SAUDI ARABIA



SAUDI ARABIA
KING ABDULLAH UNIVERSITY



SAUDI ARABIA



SAUDI ARABIA



SAUDI ARABIA



SAUDI ARABIA



SAUDI ARABIA
TABOOK UNIVERSITY



SAUDI ARABIA



SAUDI ARABIA



SAUDI ARABIA



SAUDI ARABIA

LAMPS
POST
URBAN MODERN
URBAN REVIVAL
URBAN CLASSIC
SOLAR
BULKHEAD
FLOODLIGHT
BRICKLIGHT
IN-GROUND
DOWNLIGHT
UP&DOWN
BOLLARD
GARDEN CLASSIC
GARDEN REVIVAL



QATAR DOHA - CORNICE



QATAR



QATAR DOHA - AL KHULAI FAT PARK



KUWAIT



KUWAIT



KUWAIT
MINISTRY OF INTERIOR

BAHRAIN



U.A.E. DUBAI DOWNTOWN - BURJ KHALIFA



U.A.E. DUBAI - JUMEIRAH BEACH HOTEL



U.A.E. DUBAI - BURJ AL ARAB



U.A.E.



U.A.E. DUBAI - THE PALM



U.A.E. DUBAI - ACADEMIC CITY



U.A.E. DUBAI - NAKHEEL VILLAS



U.A.E. DUBAI - SHOROQ COMMUNITY CENTRE




MADE IN ITALY

GARDEN REVIVAL
GARDEN CLASSIC
BOLLARD
UP&DOWN
DOWNLIGHT
IN-GROUND
BRICKLIGHT
FLOODLIGHT
BULKHEAD
SOLAR
URBAN CLASSIC
URBAN REVIVAL
URBAN MODERN
POST
LAMPS




OMAN MUSCAT - MINISTRY OF JUSTICE



OMAN



OMAN MUSCAT - MINISTRY OF JUSTICE




OMAN



OMAN MUSCAT - SULTAN'S PALACES



OMAN WADI DAYQAT



OMAN



OMAN MUSCAT - AL BUSTAN PALACE



OMAN


GARDEN REVIVAL
GARDEN CLASSIC
BOLLARD
UP&DOWN
DOWNLIGHT
IN-GROUND
BRICKLIGHT
FLOODLIGHT
BULKHEAD
SOLAR
URBAN CLASSIC
URBAN REVIVAL
URBAN MODERN
POST
LAMPS



GEORGIA



GEORGIA




GEORGIA



INDIA
THIRUVANANTHAPURAM
INTERNATIONAL AIRPORT



INDIA MAHABLESHWAR



INDIA GUJRAT



MALAYSIA



MALAYSIA



MALAYSIA





MALAYSIA



MALAYSIA



MALAYSIA




THAILAND




THAILAND



TAIWAN KAOHSIUNG · ELEMENTARY SCHOOL



TAIWAN



TAIWAN



TAIWAN

GARDEN REVIVAL
GARDEN CLASSIC
BOLLARD
UP&DOWN
DOWNLIGHT
IN-GROUND
BRICKLIGHT
FLOODLIGHT
BULKHEAD
SOLAR
URBAN CLASSIC
URBAN REVIVAL
URBAN MODERN
POST
LAMPS



SOUTH KOREA



SOUTH KOREA



SOUTH KOREA



SOUTH KOREA

NEPAL LUMBINI - THE BIRTHPLACE OF THE LORD BUDDHA



SOUTH KOREA




NEPAL LUMBINI



NEPAL PRESIDENT HOUSE



GARDEN REVIVAL
GARDEN CLASSIC
BOLLARD
UP&DOWN
DOWNLIGHT
IN-GROUND
BRICKLIGHT
FLOODLIGHT
BULKHEAD
SOLAR
URBAN CLASSIC
URBAN REVIVAL
URBAN MODERN
POST
LAMPS



HONG KONG HONG KONG - PORTOFINO




HONG KONG



HONG KONG



HONG KONG




HONG KONG HILLWATERING COUNTRY HOUSE



MACAU



BRUNEI AE ASIA AGRI-MART



BRUNEI MANGROVE PARADISE RESORT



BRUNEI MINISTRY OF HOME AFFAIR



BRUNEI



BRUNEI



PANAMA LA CALZADA DE AMADOR



COSTA RICA



COSTA RICA



SURINAME



MEXICO



MEXICO



SURINAME PARAMARIBO
INDEPENDENCE SQUARE MINISTRY OF FINANCE







MADE IN ITALY



1973-2025

Fumagalli S.r.l.
Via Ca'Bassa, 59
21100 Varese - ITALY
Tel.+39.0332.336353
Fax.+39.0332.336358
E-mail info@fumagalli.it



www.fumagalli.it